THE DATASHEET OF

P0174NL

www.win-source.net 0086-755-83957316

SMT Power Inductors

Toroid - Polecat Series

- ***Height:*** *5.5mm Max*
- ***Footprint:*** *12.7mm x 12.7mm Max*
- ***Current Rating:*** *up to 8.3A*
- ***Inductance Range:*** *2.0µH to 364µH*

Electrical Specifications @ 25°C - Operating Temperature -40°C to +130°C[11]								
Part[9,10] Number	Inductance @ Irated (µH MIN)	Irated (A)	DCR (MAX) (mΩ)	ET (V-µsec)	Inductance @$0A_{DC}$ (µH ±10%)	100 Gauss ET_{100} (V-µsec)	1 Amp DC H1 (Orsted)	Connection
P0174NL	2.0	8.30	7.6	7.31	2.2	1.20	5.43	Parallel
P0175NL	2.4	7.20	10.9	7.81	2.6	1.33	5.97	Parallel
P0176NL	5.0	5.20	19.0	11.72	5.5	1.93	8.69	Parallel
P0174NL	7.0	4.16	32.0	14.61	8.75	2.41	10.86	Series
P0177NL	9.3	3.80	29.8	16.12	10.4	2.65	11.95	Parallel
P0175NL	8.4	3.78	43.6	15.62	10.4	2.65	11.95	Series
P0178NL	14.1	3.10	45.3	19.73	15.7	3.25	14.66	Parallel
P0179NL	19.8	2.60	66.3	23.45	22.1	3.86	17.38	Parallel
P0176NL	17.9	2.60	76.0	23.43	22.45	3.86	17.38	Series
P0180NL	29.3	2.20	106	28.50	32.8	4.70	21.18	Parallel
P0177NL	33.8	1.89	120	32.25	41.7	5.30	23.89	Series
P0181NL	42.6	1.80	151	34.49	47.6	5.66	25.52	Parallel
P0178NL	50.9	1.54	182	39.46	62.8	6.51	29.32	Series
P0182NL	61.3	1.50	224	40.85	67.5	6.75	30.41	Parallel
P0179NL	71.5	1.30	266	46.90	88.2	7.71	34.75	Series
P0183NL	84.2	1.20	324	46.22	91.0	7.83	35.30	Parallel
P0180NL	106.1	1.07	404	57.00	131.0	9.40	42.36	Series
P0181NL	154.2	0.89	604	68.99	190.3	11.33	51.05	Series
P0182NL	218.9	0.74	888	81.70	270.2	13.50	60.82	Series
P0183NL	295.0	0.64	1272	92.43	364.0	15.66	70.59	Series

Notes:

1. Temperature rise is 50°C in typical buck or boost circuits at 250kHz and with the reference ET applied to the inductor.
2. Total loss in the inductor is 380mW for a 50°C temperature rise above ambient.
3. To estimate temperature rise in a given application, determine copper and core losses, divide by 380 and multiply by 50.
4. For the copper loss (mW), calculate IDC2 * RN.
5. For core loss (mW), using frequency (f in Hertz) and operating flux density (B in Gauss), calculate 6.11 * 10-18 * B2.7 * f2.04.
6. For flux density (B in Gauss), calculate ET (V-sec) for the application, divide by ET_{100} from the table, and multiply by 100.
7. Limit the DC bias (H) to 46 orsteds. Calculate H by multiplying H1 from the table IDC of the application.
8. The maximum DCR listed is approximately 17% over the nominal DCR.
9. Optional Tape & Reel packaging can be ordered by adding a "**T**" suffix to the part number (i.e. P0174NL becomes P0174NL**T**).
10. The "**NL**" suffix indicates an RoHS-compliant part number. Non-NL suffixed parts are not necessarily RoHS compliant, but are electrically and mechanically equivalent to NL versions. If a part number does not have the "**NL**" suffix, but an RoHS compliant version is required, please contact Pulse for availability.
11. The temperature of the component (ambient plus temperature rise) must be within the stated operating temperature range.

Mechanical

Schematic

P01XXNL

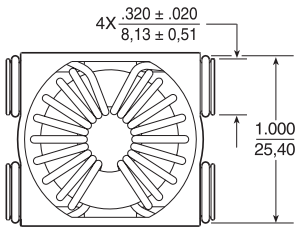

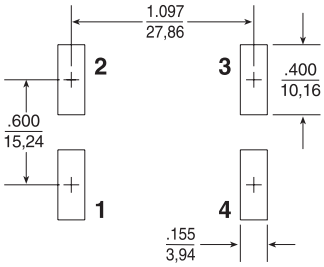

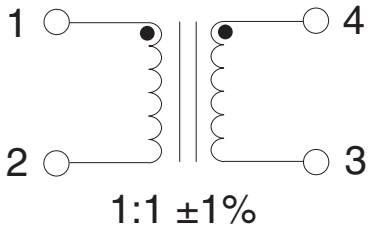

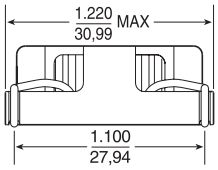

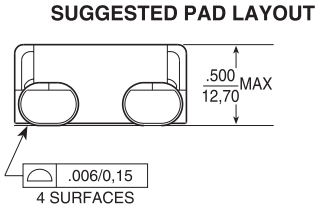

Weight 1.5grams
Tape & Reel 500/reel
Tube 35/tube
Dimensions: Inches/mm
Unless otherwise specified,
all tolerances are: ±.010/0,25

For More Information

Pulse Worldwide Headquarters
15255 Innovation Drive Ste 100
San Diego, CA 92128
U.S.A.

Tel: 858 674 8100
Fax: 858 674 8262

Pulse Europe
Pulse Electronics GmbH
Am Rottland 12
58540 Meinerzhagen
Germany

Tel: 49 2354 777 100
Fax: 49 2354 777 168

Pulse China Headquarters
Pulse Electronics (ShenZhen) CO., LTD
D708, Shenzhen Academy of
Aerospace Technology,
The 10th Keji South Road,
Nanshan District, Shenzhen,
P.R. China 518057

Tel: 86 755 33966678
Fax: 86 755 33966700

Pulse North China
Room 2704/2705
Super Ocean Finance Ctr.
2067 Yan An Road West
Shanghai 200336
China

Tel: 86 21 62787060
Fax: 86 2162786973

Pulse South Asia
3 Fraser Street 0428
DUO Tower
Singapore 189352

Tel: 65 6287 8998
Fax: 65 6280 0080

Pulse North Asia
1F., No.111 Xiyuan Road
Zhongli District
Taoyuan City 32057
Taiwan (R.O.C)

Tel: 886 3 4356768
Fax: 886 3 4356820

Performance warranty of products offered on this data sheet is limited to the parameters specified. Data is subject to change without notice. Other brand and product names mentioned herein may be trademarks or registered trademarks of their respective owners. © Copyright, 2019. Pulse Electronics, Inc. All rights reserved.

Looking for pricing, stock, or lifecycle information?

Click below to explore more details on WIN SOURCE:

- View P0174NL on WIN SOURCE
- Pulse Information

Optimize Your Supply Chain with WIN SOURCE Solutions

- Global Sourcing Solution
- Obsolete Management
- Cost Control Management
- Shortage Management
- Alternative Solution
- Excess Inventory Management