



**THE DATASHEET OF  
NPPN041BFCN-RC**



POSITIONS/ CONTACTS	A		B	
	INCH	MM	INCH	MM
03/03	0.157	4.00	0.256	6.50
04/04	0.236	6.00	0.335	8.50
05/05	0.315	8.00	0.413	10.50
06/06	0.394	10.00	0.492	12.50
07/07	0.472	12.00	0.571	14.50
08/08	0.551	14.00	0.650	16.50
09/09	0.630	16.00	0.728	18.50
10/10	0.709	18.00	0.807	20.50
11/11	0.787	20.00	0.886	22.50
12/12	0.866	22.00	0.965	24.50
13/13	0.945	24.00	1.043	26.50
14/14	1.024	26.00	1.122	28.50
15/15	1.102	28.00	1.201	30.50
16/16	1.181	30.00	1.280	32.50
17/17	1.260	32.00	1.358	34.50
18/18	1.339	34.00	1.437	36.50
19/19	1.417	36.00	1.516	38.50
20/20	1.496	38.00	1.594	40.50
21/21	1.575	40.00	1.673	42.50
22/22	1.654	42.00	1.752	44.50
23/23	1.732	44.00	1.831	46.50
24/24	1.811	46.00	1.909	48.50
25/25	1.890	48.00	1.988	50.50
26/26	1.969	50.00	2.067	52.50
27/27	2.047	52.00	2.146	54.50
28/28	2.126	54.00	2.224	56.50
29/29	2.205	56.00	2.303	58.50
30/30	2.283	58.00	2.382	60.50
31/31	2.362	60.00	2.461	62.50
32/32	2.441	62.00	2.539	64.50
33/33	2.520	64.00	2.618	66.50
34/34	2.598	66.00	2.697	68.50
35/35	2.677	68.00	2.776	70.50
36/36	2.756	70.00	2.854	72.50
37/37	2.835	72.00	2.933	74.50
38/38	2.913	74.00	3.012	76.50
39/39	2.992	76.00	3.091	78.50
40/40	3.071	78.00	3.169	80.50

## PART NUMBER CODING

**NPPNxx1BFCN-RC**

### NUMBER OF POSITIONS

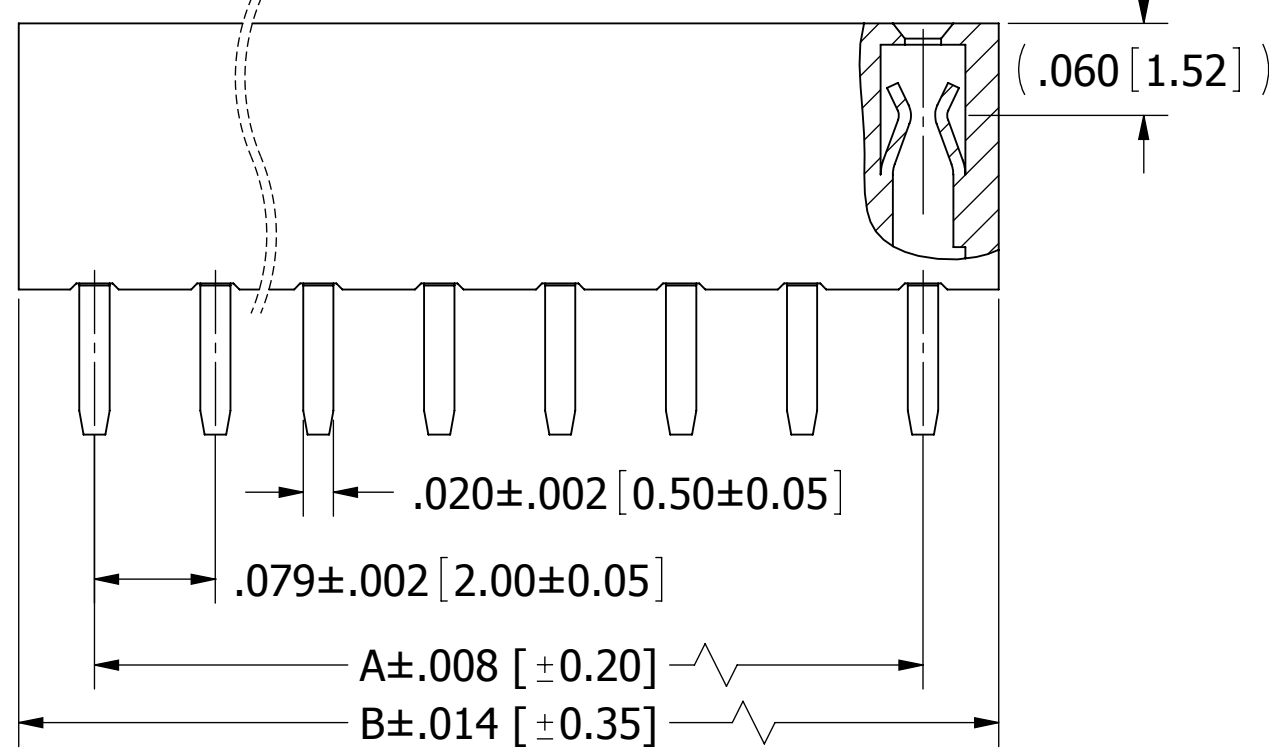
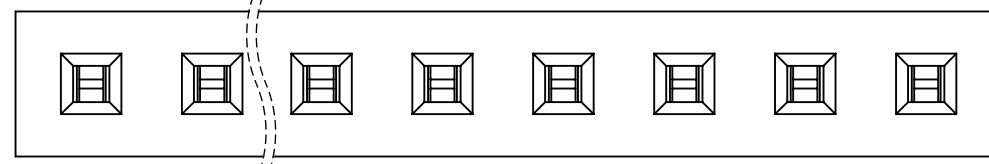
(CONTACTS PER ROW, 03 THRU 40)

### INSULATOR MATERIAL

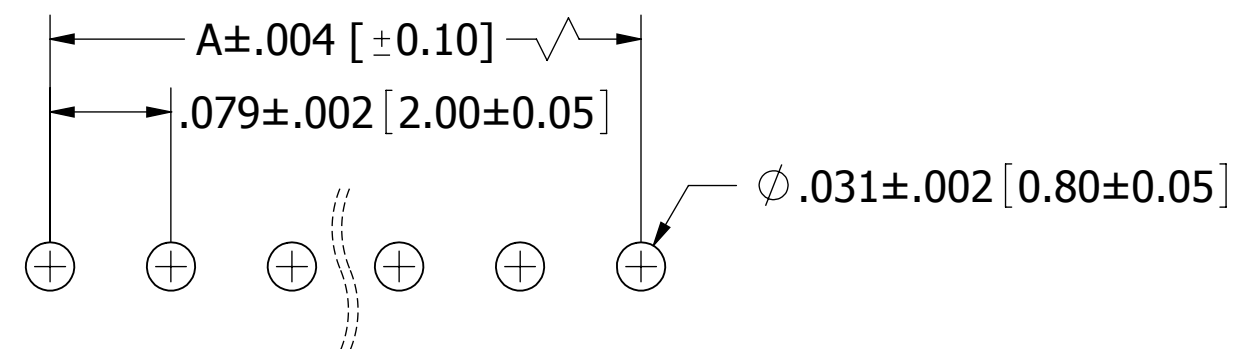
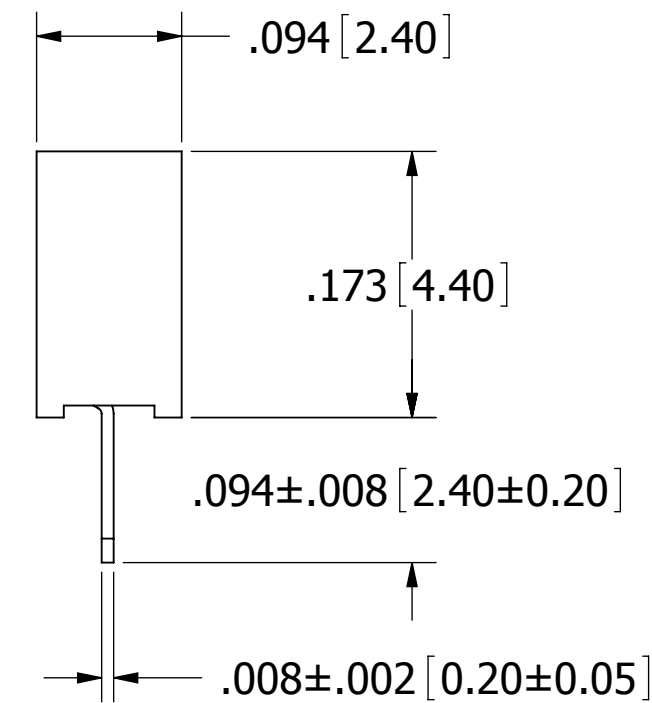
N = NYLON 6T, UL 94V-0.

P = OBSOLETE, REPLACE WITH N

REVISIONS				
REV.	ECO. NO	DESCRIPTION	DATE	BY
D	2515	REMOVE CONTACT GAP DIM, ADD "REF." IN CONTACT POINT DIST, ADD NOTE 10 MATING POST	01/13/2012	LH
E	3120	UPDATE PROCESSING TEMPERATURE FOR NYLON 6T MATERIAL, CURRENT RATING TO 2 AMPS (WAS 1 AMP), CONTACT POINT DEPTH TO 1.52mm (WAS 1.50mm) AND INSULATOR RESISTANCE TO 5000 MEGOHMS MIN (WAS 1000 MEGOHMS MIN), UPDATE STRAIGHTNESS TOL	04/15/2015	LH




03-20, 0.20mm MAX.  
21-30, 0.30mm MAX.  
31-40, 0.40mm MAX.



### RECOMMENDED PCB LAYOUT

#### NOTES:

- INSULATOR MATERIAL: SEE PART NUMBER CODING.
- CONTACT MATERIAL: PHOSPHOR BRONZE.
- CONTACT PLATING: .000030"-.000050" MIN NICKEL UNDERPLATE, GOLD FLASH OVERALL.
- CURRENT RATING: 2 AMPS.
- INSULATOR RESISTANCE: 5000 MEGOHMS MIN.
- CONTACT RESISTANCE: 20 MILLIOHMS MAX.
- DIELECTRIC WITHSTANDING: AC 500V.
- OPERATING TEMPERATURE: -40° C TO +105° C.
- PROCESSING TEMP.: WAVE/MANUAL SOLDERING ONLY.
- MATES WITH SULLINS .079 [2.00] CONTACT CENTER MALE HEADER SERIES. (.020 [0.50] SQUARE POSTS)



RoHS COMPLIANT

UNLESS OTHERWISE SPECIFIED: DIMENSIONS ARE IN INCHES [MM]		DRAWN	DATE	NAME	
TOLERANCES: ANGULAR: ± 5° DECIMALS .X=± .012 [30] .XX=± .008 [20] .XXX=± .006 [15]			01/10/2009	JH	
THE INFORMATION HEREIN CONTAINS PROPRIETARY INFORMATION OF SULLINS ELECTRONICS AND IS NOT TO BE REPRODUCED, USED OR DISCLOSED TO OTHERS FOR ANY PURPOSE EXCEPT AS SPECIFICALLY AUTHORIZED IN WRITING BY AN OFFICER OF SULLINS ELECTRONICS.					TITLE
					HEADER, FEMALE 2mm CC, 1 ROW, ST
					PART NUMBER
					NPPNxx1BFCN-RC
SIZE	CAGE CODE	DWG. NO.		REV	
C	54453	10483		E	
SCALE: 16:1		SHEET 1 OF 1			

## Looking for pricing, stock, or lifecycle information?

Click below to explore more details on WIN SOURCE:

- ⊖ [View NPPN041BFCN-RC on WIN SOURCE](#)
- ⊖ [Sullins Connector Solutions Information](#)

## Optimize Your Supply Chain with WIN SOURCE Solutions

- ✓ Global Sourcing Solution
- ✓ Obsolete Management
- ✓ Cost Control Management
- ✓ Shortage Management
- ✓ Alternative Solution
- ✓ Excess Inventory Management