

SEV SERIES

85°C Standard

- Load Life : 85°C 2000 hours.
- AEC-Q200.



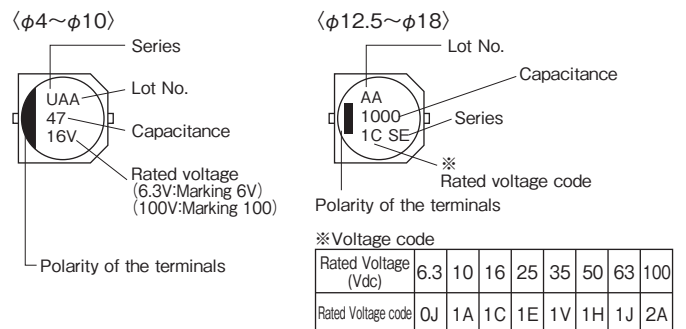
◆ SPECIFICATIONS

Items	Characteristics																																												
Category Temperature Range	-40~+85°C																																												
Rated Voltage Range	4~100Vdc																																												
Capacitance Tolerance	±20% (20°C, 120Hz)																																												
Leakage Current(MAX)	I=0.01CV or 3μA whichever is greater. (After 2 minutes application of rated voltage) I=Leakage Current(μA)      C=Capacitance(μF)      V=Rated Voltage(Vdc)																																												
Dissipation Factor(MAX) (tanδ)	<table border="1"> <thead> <tr> <th>Rated Voltage (Vdc)</th> <th>4</th> <th>6.3</th> <th>10</th> <th>16</th> <th>25</th> <th>35</th> <th>50</th> <th>63</th> <th>100</th> <th>(20°C, 120Hz)</th> </tr> </thead> <tbody> <tr> <td>φ4, φ5, φ6.3×5.5</td> <td>0.40</td> <td>0.26</td> <td>0.22</td> <td>0.18</td> <td>0.16</td> <td>0.13</td> <td>0.12</td> <td>—</td> <td>—</td> <td></td> </tr> <tr> <td>φ6.3×8, φ8~φ12.5</td> <td>0.50</td> <td>0.35</td> <td>0.26</td> <td>0.20</td> <td>0.16</td> <td>0.14</td> <td>0.12</td> <td>0.12</td> <td>0.10</td> <td></td> </tr> <tr> <td>φ16, φ18</td> <td>—</td> <td>0.48</td> <td>0.34</td> <td>0.24</td> <td>0.18</td> <td>0.14</td> <td>0.12</td> <td>0.12</td> <td>0.10</td> <td></td> </tr> </tbody> </table> <p>When rated capacitance is over 1000μF, tanδ shall be added 0.02 to the listed value with increase of every 1000μF.</p>	Rated Voltage (Vdc)	4	6.3	10	16	25	35	50	63	100	(20°C, 120Hz)	φ4, φ5, φ6.3×5.5	0.40	0.26	0.22	0.18	0.16	0.13	0.12	—	—		φ6.3×8, φ8~φ12.5	0.50	0.35	0.26	0.20	0.16	0.14	0.12	0.12	0.10		φ16, φ18	—	0.48	0.34	0.24	0.18	0.14	0.12	0.12	0.10	
Rated Voltage (Vdc)	4	6.3	10	16	25	35	50	63	100	(20°C, 120Hz)																																			
φ4, φ5, φ6.3×5.5	0.40	0.26	0.22	0.18	0.16	0.13	0.12	—	—																																				
φ6.3×8, φ8~φ12.5	0.50	0.35	0.26	0.20	0.16	0.14	0.12	0.12	0.10																																				
φ16, φ18	—	0.48	0.34	0.24	0.18	0.14	0.12	0.12	0.10																																				
Endurance	<p>After applying rated voltage with rated ripple current for 2000 hrs at 85°C, the capacitors shall meet the following requirements.</p> <table border="1"> <tbody> <tr> <td>Capacitance Change</td> <td>Within ±25% of the initial value.</td> </tr> <tr> <td>Dissipation Factor</td> <td>Not more than 200% of the specified value.</td> </tr> <tr> <td>Leakage Current</td> <td>Not more than the specified value.</td> </tr> </tbody> </table>	Capacitance Change	Within ±25% of the initial value.	Dissipation Factor	Not more than 200% of the specified value.	Leakage Current	Not more than the specified value.																																						
Capacitance Change	Within ±25% of the initial value.																																												
Dissipation Factor	Not more than 200% of the specified value.																																												
Leakage Current	Not more than the specified value.																																												
Low Temperature Stability Impedance Ratio(MAX)	<table border="1"> <thead> <tr> <th>Rated Voltage (Vdc)</th> <th>4</th> <th>6.3</th> <th>10</th> <th>16</th> <th>25</th> <th>35</th> <th>50</th> <th>63</th> <th>100</th> <th>(120Hz)</th> </tr> </thead> <tbody> <tr> <td>Z(-25°C)/Z(20°C)</td> <td>7</td> <td>4</td> <td>3</td> <td>2</td> <td>2</td> <td>2</td> <td>2</td> <td>2</td> <td>2</td> <td></td> </tr> <tr> <td>Z(-40°C)/Z(20°C)</td> <td>15</td> <td>8</td> <td>8</td> <td>4</td> <td>4</td> <td>3</td> <td>3</td> <td>5</td> <td>5</td> <td></td> </tr> </tbody> </table>	Rated Voltage (Vdc)	4	6.3	10	16	25	35	50	63	100	(120Hz)	Z(-25°C)/Z(20°C)	7	4	3	2	2	2	2	2	2		Z(-40°C)/Z(20°C)	15	8	8	4	4	3	3	5	5												
Rated Voltage (Vdc)	4	6.3	10	16	25	35	50	63	100	(120Hz)																																			
Z(-25°C)/Z(20°C)	7	4	3	2	2	2	2	2	2																																				
Z(-40°C)/Z(20°C)	15	8	8	4	4	3	3	5	5																																				

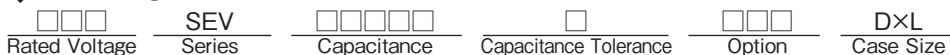
◆ MULTIPLIER FOR RIPPLE CURRENT

Frequency (Hz)	60(50)	120	500	1k	10k≤
0.47~1μF	0.50	1.00	1.20	1.30	1.50
2.2~4.7μF	0.65	1.00	1.20	1.30	1.50
10~47μF	0.80	1.00	1.20	1.30	1.50
100~1000μF	0.80	1.00	1.10	1.15	1.20
2200~10000μF	0.80	1.00	1.05	1.10	1.15

◆ MARKING





◆ PART NUMBER





## Looking for pricing, stock, or lifecycle information?

Click below to explore more details on WIN SOURCE:

-  [View 16SEV10M4X5.5 on WIN SOURCE](#)
-  [Rubycon Information](#)

## Optimize Your Supply Chain with WIN SOURCE Solutions

-  Global Sourcing Solution
-  Obsolete Management
-  Cost Control Management
-  Shortage Management
-  Alternative Solution
-  Excess Inventory Management