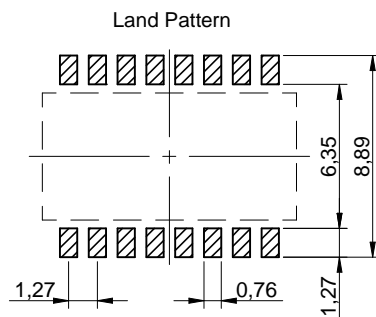
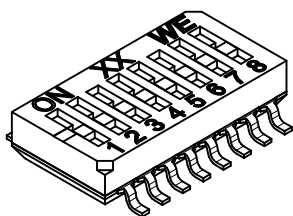
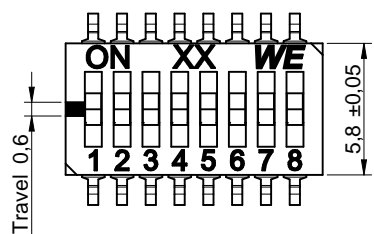
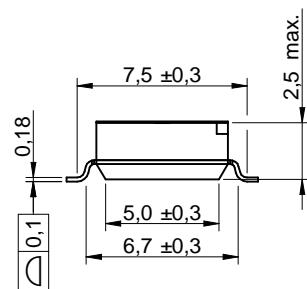
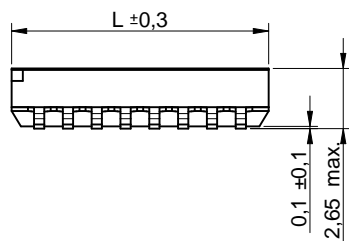
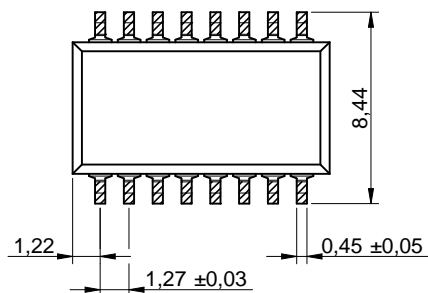


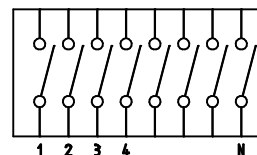


THE DATASHEET OF
416131160808





Wiring Diagram



	Year Code	Month Code
20x1	1	January 1
20x2	2	February 2
//	//	//
20x8	8	October A
20x9	9	November B
20x0	0	December C

SPECIFICATION

- >Contact Rating
Switching : 25mA, 24VDC
Non-Switching : 100mA, 50VDC
- >Contact Resistance
Initial: 100mΩ max.
After life test : 200mΩ max.
- >Insulation Resistance : min. 100MΩ at 500VDC
- >Dielectric Strength : 300VAC for 1 minute
- >Operation Force : 500g max.
- >Mechanical Life : min.2000 cycles
- >Electrical Life : 1000 cycles / 25mA, 24VDC
- >Flat Actuator with top tape sealed

MATERIAL

- >Cover : PPA UL 94 V-0, color Brown
- >Base : PPA UL 94 V-0, color Brown
- >Actuator : PA46 UL 94 V-0, color White
- >Tape : Polyimide Film
- >Contact : Gold Plated
- >Terminal : Gold Plated

WASHABLE DEFINITION

Please do not submerge washable products into water or cleaning agents or put them in locations exposed to Water or liquids completely. When cleaning by hand (brushing), please do not use excessive force on our switch to avoid malfunction afterwards, because you could deform function relevant areas or you could damage sealing functions. Do not clean washable series immediately after soldering. The cleaning agent may be absorbed into the switch through respiration while the switch cools.

SOLDERING INFORMATION

- >Terminal in SMD version
- >Reflow soldering according to JEDEC J-STD-020D Hot Air, 3 cycles max.
- >Keep in "off" position during soldering
- >For cleaning or washing only with top tape sealed
- >VPH Heating Process only with top tape sealed

ENVIRONMENTAL

- Storage condition : -40°C ~ +85°C
- Operation condition : -40°C ~ +85°C
- Compliance : Lead Free , ROHS , Reach

PACKAGING INFORMATION

- >Tape & Reel
- >On delivery in "off" position

DIMENSION				
No. of Poles	2	3	4	5
Dim. L (mm)	3.71	4.98	6.25	7.52
No. of Poles	6	8	10	12
Dim. L (mm)	8.79	11.33	13.87	16.41

				Würth Elektronik eiSos GmbH & Co. KG EMC & Inductive Solutions	CREATED DaF	CHECKED JLi	GENERAL TOLERANCE DIN ISO 2768-1m	PROJECTION METHOD		SCALE 3:1
				Max-Eyth-Str. 1 74638 Waldenburg Germany com. +49 79 42 945 - 0	DESCRIPTION SwDISV Flat actuator with top tape sealed		TECHNICAL REFERENCE			
				www.we-online.de eiSos@we-online.de	SIZE HP type, SMD		STATUS Released		ORDER CODE 4161311608xx	
1.1	add pole 3 and 5	2016-08-02	DaF		DATE 2015-11-24	BUSINESS UNIT eiCan	PAGE 1 / 1			
REV.	FILE	DATE	BY							



This electronic component has been designed and developed for usage in general electronic equipment only. This product is not authorized for use in equipment where a higher safety standard and reliability standard is especially required or where a failure of the product is reasonably expected to cause severe personal injury or death, unless the parties have executed an agreement specifically governing such use. Moreover Würth Elektronik eiSos GmbH & Co KG products are neither designed nor intended for use in areas such as military, aerospace, aviation, nuclear control, submarine, transportation (automotive control, train control, ship control), transportation signal, disaster prevention, medical, public information network etc.. Würth Elektronik eiSos GmbH & Co KG must be informed about the intent of such usage before the design-in stage. In addition, sufficient reliability evaluation checks for safety must be performed on every electronic component which is used in electrical circuits that require high safety and reliability functions or performance.

Looking for pricing, stock, or lifecycle information?

Click below to explore more details on WIN SOURCE:

 [View 416131160808 on WIN SOURCE](#)

 [Wurth Electronics Inc Information](#)

Optimize Your Supply Chain with WIN SOURCE Solutions

-  Global Sourcing Solution
-  Obsolete Management
-  Cost Control Management
-  Shortage Management
-  Alternative Solution
-  Excess Inventory Management