



THE DATASHEET OF
1368-2



MICRO PINS

- Precision engineered and manufactured
- Space saving design for high density packaging
- Micro pins are available in .017 (.43) to .080 (2.03) diameters
- Ideal for mating with our standard line of micro jacks
- Available for press-fit, swage or solder mounting
- Custom micro pins manufactured to your specifications
- Other platings available upon request

SPECIFICATIONS

Material: Brass, ASTM-B16

Plating:

Gold: .000005 per MIL-G-45204

Tin: .000200 to .000300 per

MIL-T-10727, Type 1

RoHS (RoHS Compliant)

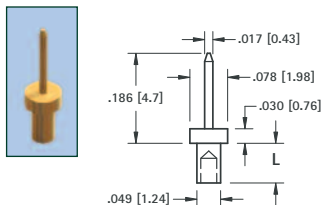
DASH NUMBERS (L Dimension)

- 1 for .032 (.81) thick Board
- 2 for .062 (1.57) thick Board
- 3 for .093 (2.36) thick Board
- 4 for .125 (3.2) thick Board

Example: 1967-1 for .032 (.81) thick Board
1967-2 for .062 (1.57) thick Board

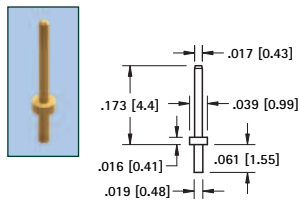


.017 (.43) PIN - SWAGE MOUNT



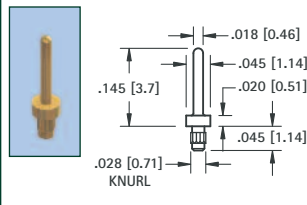
| GOLD CAT. NO. | TIN CAT. NO. | L Length | Mtg. Hole Dia. |
|---------------|--------------|------------|----------------|
| 1967-1 | 1968-1 | .051 (1.3) | .052 (1.32) |
| 1967-2 | 1968-2 | .082 (2.0) | (1.32) |

.017 (.43) PIN - SOLDER MOUNT



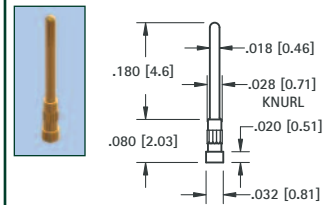
| GOLD CAT. NO. | TIN CAT. NO. | Mtg. Hole Dia. |
|---------------|--------------|----------------|
| 1378-1 | 1379-1 | .022 (.56) |

.018 (.46) PIN - PRESS-FIT



| GOLD CAT. NO. | TIN CAT. NO. | Mtg. Hole Dia. |
|---------------|--------------|----------------|
| 1986-1 | 1987-1 | .026 (.66) |

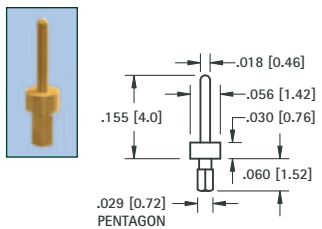
.018 (.46) PIN - PRESS-FIT



MATERIAL: Phosphor Bronze

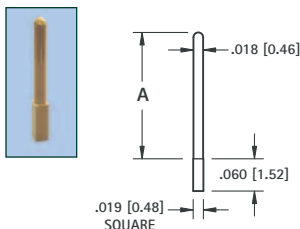
| GOLD CAT. NO. | TIN CAT. NO. | Mtg. Hole Dia. |
|---------------|--------------|----------------|
| 1990-2 | 1991-2 | .026 (.66) |

.018 (.46) PIN - PRESS-FIT



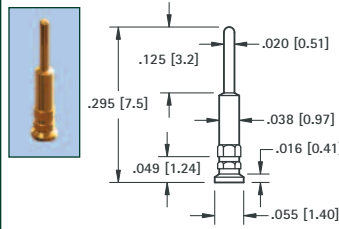
| GOLD CAT. NO. | TIN CAT. NO. | Mtg. Hole Dia. |
|---------------|--------------|----------------|
| 1988-2 | 1989-2 | .026 (.66) |

.018 (.46) PIN - PRESS-FIT



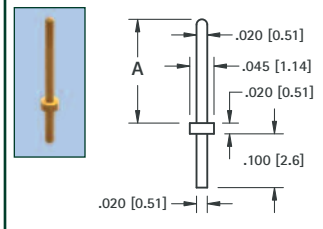
| GOLD CAT. NO. | TIN CAT. NO. | A Dim. | Mtg. Hole Dia. |
|---------------|--------------|------------|----------------|
| 1992-2 | 1994-2 | .243 (6.2) | .022 (.56) |
| 1993-2 | 1995-2 | .140 (3.6) | (.56) |

.020 (.51) PIN - PRESS-FIT



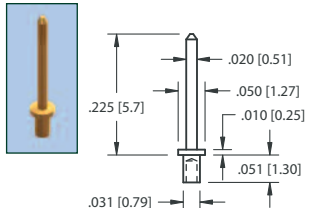
| GOLD CAT. NO. | TIN CAT. NO. | Mtg. Hole Dia. |
|---------------|--------------|----------------|
| 1996-2 | 1997-2 | .040 (1.01) |

.020 (.51) PIN - SOLDER MOUNT



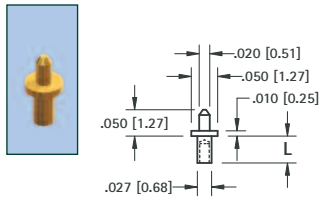
| GOLD CAT. NO. | TIN CAT. NO. | A Dim. | Mtg. Hole Dia. |
|---------------|--------------|-------------|----------------|
| 1998-3 | 2000-3 | .250 (6.4) | .024 (.61) |
| 1999-3 | 2001-3 | .425 (10.8) | (.61) |

.020 (.51) PIN - SWAGE MOUNT



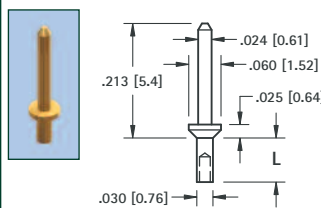
| GOLD CAT. NO. | TIN CAT. NO. | Mtg. Hole Dia. |
|---------------|--------------|----------------|
| 1366-1 | 1367-1 | .035 (.89) |

.020 (.51) PIN - SWAGE MOUNT



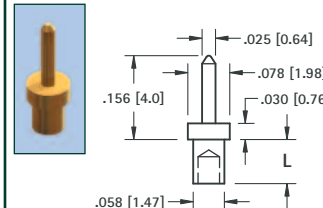
| GOLD CAT. NO. | TIN CAT. NO. | L Length | Mtg. Hole Dia. |
|---------------|--------------|------------|----------------|
| 1372-1 | 1373-1 | .051 (1.3) | .031 (.78) |
| 1372-2 | 1373-2 | .082 (2.1) | (.78) |

.024 (.61) PIN - SWAGE MOUNT



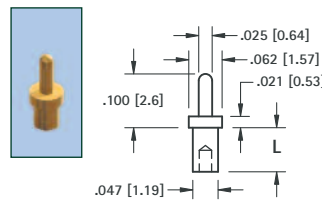
| GOLD CAT. NO. | TIN CAT. NO. | L Length | Mtg. Hole Dia. |
|---------------|--------------|------------|----------------|
| 1406-1 | 1426-1 | .047 (1.2) | .035 (.89) |
| 1406-2 | 1426-2 | .078 (1.9) | (.89) |

.025 (.64) PIN - SWAGE MOUNT



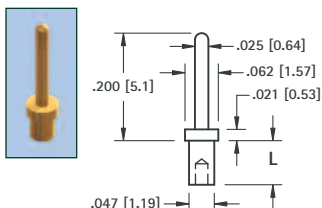
| GOLD CAT. NO. | TIN CAT. NO. | L Length | Mtg. Hole Dia. |
|---------------|--------------|------------|----------------|
| 1408-1 | 1428-1 | .062 (1.6) | .062 (1.57) |
| 1408-2 | 1428-2 | .094 (2.4) | (1.57) |

.025 (.64) PIN - SWAGE MOUNT



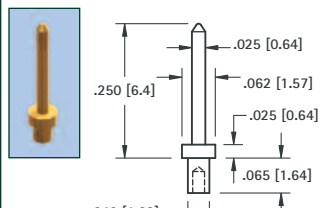
| GOLD CAT. NO. | TIN CAT. NO. | L Length | Mtg. Hole Dia. |
|---------------|--------------|------------|----------------|
| 1404-1 | 1424-1 | .051 (1.3) | .052 (1.32) |
| 1404-2 | 1424-2 | .082 (2.1) | (1.32) |

.025 (.64) PIN - SWAGE MOUNT



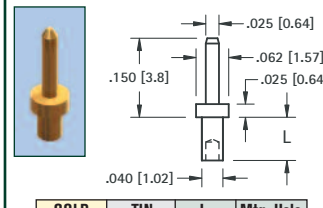
| GOLD CAT. NO. | TIN CAT. NO. | L Length | Mtg. Hole Dia. |
|---------------|--------------|------------|----------------|
| 1407-1 | 1427-1 | .051 (1.3) | .052 (1.32) |
| 1407-2 | 1427-2 | .082 (2.1) | (1.32) |

.025 (.64) PIN - SWAGE MOUNT



| GOLD CAT. NO. | TIN CAT. NO. | Mtg. Hole Dia. |
|---------------|--------------|----------------|
| 1401-1 | 1421-1 | .043 (1.09) |



.025 (.64) PIN - SWAGE MOUNT



| GOLD CAT. NO. | TIN CAT. NO. | L Length | Mtg. Hole Dia. |
|---------------|--------------|------------|----------------|
| 1368-1 | 1369-1 | .051 (1.3) | .043 (1.09) |
| 1368-2 | 1369-2 | .082 (2.1) | (1.09) |
| 1368-3 | 1369-3 | .113 (2.9) | (1.09) |

Looking for pricing, stock, or lifecycle information?

Click below to explore more details on WIN SOURCE:

-  [View 1368-2 on WIN SOURCE](#)
-  [Keystone Electronics Information](#)

Optimize Your Supply Chain with WIN SOURCE Solutions

-  Global Sourcing Solution
-  Obsolete Management
-  Cost Control Management
-  Shortage Management
-  Alternative Solution
-  Excess Inventory Management