





THE DATASHEET OF
09360162702



HEAVY DUTY CONNECTORS > FOR INDUSTRIAL APPLICATIONS

FAST CHECK




GWconnect®

molex®

A photograph of a yellow industrial robotic arm in a factory setting. The arm is equipped with various cables and connectors, including a prominent red connector. The background shows other industrial machinery and a metal safety fence.

**MULTIPOLE INDUSTRIAL CONNECTORS
AND ALUMINIUM ENCLOSURES >
FOR INDUSTRIAL APPLICATIONS**


Molex offers a wide range of Heavy Duty Connectors: inserts, enclosures and complementary products of more than 6000 items, using the very best materials in conformity to the international standards and to UL/CSA requirements. The multipole connectors for industrial applications are used in electric and electronic machinery, robots, electric panels, control equipments as well as power, control or signal circuit connectivity.



GWconnect[®] Heavy Duty Connectors

The connectors are designed for heavy-duty industrial applications. They are suitable for use with alternate or direct current and facilitate the manufacturing process, installation and maintenance of sectional electric parts in complex machinery. Enclosures are suitable to a variety of industrial installations, being available for standard, harsh and EMC environments. The principal parts are made in die-cast aluminium alloy with a finishing of polyester powder (nickel plated for EMC versions) or in self-extinguishing thermoplastic. Coupling stability and protection against accidental opening are assured by several different locking systems, comprising of monoblock levers in galvanized steel or stainless steel, springs and pegs in stainless steel. Sealing is assured by special gaskets that protect the insert inside the enclosures against dust, water and other aggressive agents. A wide range of plastic and metal cable glands complete the offer, providing complete solutions to customer's needs.

Size	INSERTS								SINGLE LEVER HOODS & HOUSINGS																	
	S-A Series 250 Volt 10 Amps		S-A Series 250 Volt 10 Amps		S-Q 0/5 Series 230/400 Volt 16 Amps		S-D Series 250 Volt 10 Amps		S-D Series 250 Volt 10 Amps		TOP Entry	SIDE Entry	Coupler	Bulkhead Mount	Bulkhead Mount ANGLE	SURFACE Mount	COVER Male Insert	COVER Female Insert								
3A	Male	7203.6101.0 93601-0125	Male	7204.6102.0 93601-0133	Male	7605.5901.0 93601-0436	Male	7107.4101.0 93601-0079	Male	7108.4102.0 93601-0084	Metal	7803.6228.0 93601-0682	Metal	7803.6230.0 93601-0687	Metal	7803.6232.0 93601-0692	Metal	7803.6202.0 93601-0616	Metal	7803.6204.0 93601-0622	Metal	7803.6226.0 93601-0676	Metal	7803.6804.0 93601-0710	Metal	7803.6802.0 93601-0702
	Female	7203.6001.0 93601-0121	Female	7204.6002.0 93601-0129	Female	7605.5801.0 93601-0435	Female	7107.4001.0 93601-0077	Female	7108.4002.0 93601-0081	Plastic	7803.6227.0 93601-0680	Plastic	7803.6229.0 93601-0685	Plastic	7803.6231.0 93601-0690	Plastic	7803.6201.0 93601-0614	Plastic	7803.6203.0 93601-0620	Plastic	7803.6225.0 93601-0674	Plastic	7803.6803.0 93601-0708	Plastic	7803.6801.0 93601-0696
	3 +PE		4 +PE		5 +PE		7 +PE		8		M 20		M 20		M 20											



Size	INSERTS				SINGLE LEVER HOODS & HOUSINGS													
	S-QD 8 Series 500 Volt 16 Amps		S-QD 17 Series 250 Volt 10 Amps		S-QD 4/2 Series 460/690 + 250 Volt 4 x 40 Amps + 2 x 10 Amps		DIA cable mm	TOP Entry	DIA cable mm	SIDE Entry	DIA cable mm	COUPLER	DIA cable mm	Bulkhead Ang. + 1 cab. entry	Bulkhead Mount	Bulkhead Mount ANGLE	COVER Male Insert	COVER FEMALE Insert with GASKET
32 x 13	Male	7608.5907.0 93601-0446	Male	7617.5911.0 93601-0450	Male	7606.5915.0 93601-0438	8-14	7908.6646.1 93601-4682	8-14	7908.6640.1 93601-4682	8-14	7908.6667.1 93601-4688	8-14	7908.6663.1 93601-4686	7808.6660.1	7808.6669.1	7808.6666.1	7808.6665.1
	Female	7608.5807.0 93601-0445	Female	7617.5811.0 93601-0449	Female	7606.5815.0 93601-0437	11-18	7908.6648.1 93601-4685	11-18	7908.6643.1 93601-4683	11-18	7908.6668.1 93601-4689	11-18	7908.6664.1 93601-4687	93601-1041	93601-1051	93601-1048	93601-1047
	8 +PE		17 +PE		4+2 +PE													

These enclosures include the relative cable glands

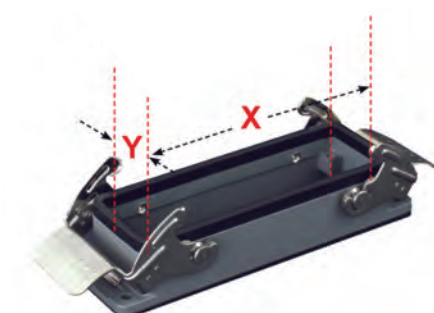
Size	INSERTS		SINGLE LEVER HOODS & HOUSINGS										DOUBLE LEVER HOODS & HOUSINGS							
	S-A Series 250 Volt 16 Amps		S-D Series 250 Volt 10 Amps		TOP Entry	SIDE Entry	SURFACE Mounting	SURF. Mounting with COVER	BULKHEAD Mounting	COVER	COVER + LEVER	TOP Entry	SIDE Entry	SURFACE Mounting	BULKHEAD Mounting	REVERSED 4 Pegs and COVER	REVERSED Top Entry	REVERSED Side Entry	COVER	
10A	Male	7210.4411.0 93601-0139	Male	7210.4461.0 93601-0142	M 20	7810.4550.0 93601-1167	M 20	7810.4571.0	M 20	7810.4501.0 93601-1126	M 20	7810.4511.0 93601-1146								
	Female	7210.4401.0 93601-0137	Female	7210.4451.0 93601-0141	M 25	7810.4551.0 93601-1170	M 25	93601-1206	M 25	7810.4503.0 93601-1131	M 25	7810.4513.0 93601-1150								
16A	Male	7216.4412.0 93601-0147	Male	7216.4462.0 93601-0153	M 20	7810.4561.5 93601-1182	M 20	7810.4581.5 93601-1218	M 20	7810.4502.0 93601-1128	M 20	7810.4512.0 93601-1148								
	Female	7216.4402.0 93601-0143	Female	7216.4452.0 93601-0151	M 25	7810.4562.5 93601-1188	M 25	7810.4582.5 93601-1224	M 25	7810.4504.0 93601-1133	M 25	7810.4514.0 93601-1152								
32A	Male	7216.4412.0 + 4413.0 93601-0147 + 93601-0149	Male	7216.4462.0 + 4463.0 93601-0153 + 93601-0154	M 20	7816.4555.0 93601-2162	M 20	7816.4575.0	M 20	7816.4521.0 93601-2121	M 20	7816.4531.0 93601-2141								
	Female	7216.4402.0 + 4403.0 93601-0143 + 93601-0145	Female	7216.4452.0 + 4453.0 93601-0151 + 93601-0152	M 25	7816.4556.0 93601-2165	M 25	93601-2201	M 25	7816.4522.0 93601-2126	M 25	7816.4532.0 93601-2145								
	10 +PE		15 +PE		M 20 HC	7810.4561.5 93601-1182	M 20 HC	7810.4581.5 93601-1218	M 20 HC	7810.4502.0 93601-1128	M 20 HC	7810.4512.0 93601-1148								
	16 +PE		25 +PE		M 25 HC	7810.4562.5 93601-1188	M 25 HC	7810.4582.5 93601-1224	M 25 HC	7810.4504.0 93601-1133	M 25 HC	7810.4514.0 93601-1152								
	32 +PE		42 +PE		M 20 HC	7816.4555.0 93601-2162	M 20 HC	7816.4575.0	M 20 HC	7816.4521.0 93601-2121	M 20 HC	7816.4531.0 93601-2141								
	32A		42A		M 25 HC	7816.4556.0 93601-2165	M 25 HC	93601-2201	M 25 HC	7816.4522.0 93601-2126	M 25 HC	7816.4532.0 93601-2145								
	32A		42A		M 25 HC	7816.4566.5 93601-2177	M 25 HC	7816.4586.5 93601-2213	M 25 HC	7816.4522.0 93601-2123	M 25 HC	7816.4532.0 93601-2143								
	32A		42A		M 25 HC	7816.4567.5 93601-2183	M 25 HC	7816.4587.5 93601-2219	M 25 HC	7816.4524.0 93601-2128	M 25 HC	7816.4534.0 93601-2147								
	32A		42A		M 25 HC	7816.4566.5 93601-2177	M 25 HC	7816.4586.5 93601-2213	M 25 HC	7816.4522.0 93601-2123	M 25 HC	7816.4532.0 93601-2143								
	32A		42A		M 25 HC	7816.4567.5 93601-2183	M 25 HC	7816.4587.5 93601-2219	M 25 HC	7816.4524.0 93601-2128	M 25 HC	7816.4534.0 93601-2147								
	32A		42A		M 25 HC	7816.4566.5 93601-2177	M 25 HC	7816.4586.5 93601-2213	M 25 HC	7816.4522.0 93601-2123	M 25 HC	7816.4532.0 93601-2143								
	32A		42A		M 25 HC	7816.4567.5 93601-2183	M 25 HC	7816.4587.5 93601-2219	M 25 HC	7816.4524.0 93601-2128	M 25 HC	7816.4534.0 93601-2147								
	32A		42A		M 25 HC	7816.4566.5 93601-2177	M 25 HC	7816.4586.5 93601-2213	M 25 HC	7816.4522.0 93601-2123	M 25 HC	7816.4532.0 93601-2143								
	32A		42A		M 25 HC	7816.4567.5 93601-2183	M 25 HC	7816.4587.5 93601-2219	M 25 HC	7816.4524.0 93601-2128	M 25 HC	7816.4534.0 93601-2147								
	32A		42A		M 25 HC	7816.4566.5 93601-2177	M 25 HC	7816.4586.5 93601-2213	M 25 HC	7816.4522.0 93601-2123	M 25 HC	7816.4532.0 93601-2143								
	32A		42A		M 25 HC	7816.4567.5 93601-2183	M 25 HC	7816.4587.5 93601-2219	M 25 HC	7816.4524.0 93601-2128	M 25 HC	7816.4534.0 93601-2147								
	32A		42A		M 25 HC	7816.4566.5 93601-2177	M 25 HC	7816.4586.5 93601-2213	M 25 HC	7816.4522.0 93601-2123	M 25 HC	7816.4532.0 93601-2143								
	32A		42A		M 25 HC	7816.4567.5 93601-2183	M 25 HC	7816.4587.5 93601-2219	M 25 HC	7816.4524.0 93601-2128	M 25 HC	7816.4534.0 93601-2147								
	32A		42A		M 25 HC	7816.4566.5 93601-2177	M 25 HC	7816.4586.5 93601-2213	M 25 HC	7816.4522.0 93601-2123	M 25 HC	7816.4532.0 93601-2143								
	32A		42A		M 25 HC	7816.4567.5 93601-2183	M 25 HC	7816.4587.5 93601-2219	M 25 HC	7816.4524.0 93601-2128	M 25 HC	7816.4534.0 93601-2147								
	32A		42A		M 25 HC	7816.4566.5 93601-2177	M 25 HC	7816.4586.5 93601-2213	M 25 HC	7816.4522.0 93601-2123	M 25 HC	7816.4532.0 93601-2143								
	32A		42A		M 25 HC	7816.4567.5 93601-2183	M 25 HC	7816.4587.5 93601-2219	M 25 HC	7816.4524.0 93601-2128	M 25 HC	7816.4534.0 93601-2147								
	32A		42A		M 25 HC	7816.4566.5 93601-2177	M 25 HC	7816.4586.5 93601-2213	M 25 HC	7816.4522.0 93601-2123	M 25 HC	7816.4532.0 93601-2143								
	32A		42A		M 25 HC	7816.4567.5 93601-2183	M 25 HC	7816.4587.5 93601-2219	M 25 HC	7816.4524.0 93601-2128	M 25 HC	7816.4534.0 93601-2147								
	32A		42A		M 25 HC	7816.4566.5 93601-2177	M 25 HC	7816.4586.5 93601-2213	M 25 HC	7816.4522.0 93601-2123	M 25 HC	7816.4532.0 93601-2143								
	32A		42A		M 25 HC	7816.4567.5 93601-2183	M 25 HC	7816.4587.5 93601-2219	M 25 HC	7816.4524.0 93601-2128	M 25 HC	7816.4534.0 93601-2147								
	32A		42A		M 25 HC	7816.4566.5 93601-2177	M 25 HC	7816.4586.5 93601-2213	M 25 HC	7816.4522.0 93601-2123	M 25 HC	7816.4532.0 93601-2143								
	32A		42A		M 25 HC	7816.4567.5 93601-2183	M 25 HC	7816.4587.5 93601-2219	M 25 HC	7816.4524.0 93601-2128	M 25 HC	7816.4534.0 93601-2147								
	32A		42A		M 25 HC	7816.4566.5 93601-2177	M 25 HC	7816.4586.5 93601-2213	M 25 HC	7816.4522.0 93601-2123	M 25 HC	7816.4532.0 93601-2143								
	32A		42A		M 25 HC	7816.4567.5 93601-2183	M 25 HC	7816.4587.5 93601-2219	M 25 HC	7816.4524.0 93601-2128	M 25 HC	7816.4534.0 93601-2147								
	32A		42A		M 25 HC	7816.4566.5 93601-2177	M 25 HC	7816.4586.5 93601-2213	M 25 HC	7816.4522.0 93601-2123	M 25 HC	7816.4532.0 93601-2143								
	32A		42A		M 25 HC	7816.4567.5 93601-2183	M 25 HC	7816.4587.5 93601-2219												

Size	INSERTS									SINGLE LEVER HOODS & HOUSINGS						DOUBLE LEVER HOODS & HOUSINGS										
	S-D Series	S-DD Series	S-E Series		S-ES Series	S-EP Series		S-EE Series	S-HSB Series	S-K Series	S-K Series	TOP Entry	SIDE Entry	SURFACE Mount	SURF. Mount. w COVER	Bulkhead	Coupler	Cover	TOP Entry	SIDE Entry	SURFACE Mount	Bulkhead	Cable-to-cable	Cover		
	250 Volt 10 Amps	250 Volt 10 Amps	500 Volt 16 Amps		500 Volt 16 Amps	500 Volt 16 Amps		500 Volt 16 Amps	830 Volt 35 Amps	830 Volt 80 Amps	830 / 500 Volt 80 + 16 Amps	HC	HC	HC	HC	HC	HC	HC	HC	HC	HC	HC	HC	HC		
6B	Male	7124.4140.0	Male	7306.6103.0	7306.6161.0	Male	7306.5951.0	Male	7310.6190.0			M 20	7806.6553.0	M 20	7806.6551.0	M 20	7806.6351.0	M 20	7806.6361.0	7806.6401.0 93601-0842	M 20	7806.6592.0	1 Lever	7806.6818.0		
	Female	93601-0094	Female	93601-0215	93601-0222	Female	93601-0205	Female	93601-0244			M 25	7806.6554.0	M 25	7806.6552.0	M 20 x2	7806.6352.0	M 20 x2	7806.6362.0		M 20	93601-0925	2 Pegs	93601-0930		
	Male	7124.4040.0	Male	7306.6003.0	7306.6061.0	Male	7306.5851.0	Male	7310.6090.0			M 25	7806.6554.0	M 25	7806.6552.0	M 20 x2	7806.6352.0	M 20 x2	7806.6362.0		M 25	93601-0925	1 Lever	7806.6818.0		
	Female	93601-0093	Female	93601-0207	93601-0214	Female	93601-0203	Female	93601-0237			M 32	7806.6449.5	M 32 HC	7806.6491.5	M 32 HC	7806.6491.5	M 32 HC	7806.6491.5		M 32 HC	7806.6491.5	M 32 HC	7806.6491.5	2 Pegs	93601-0923
10B	Male	7142.4146.0	Male	7310.6104.0	7310.6162.0	Male	7310.5952.0	Male	7318.6191.0			M 20	7810.6556.0	M 20	7810.6555.0	M 20	7810.6353.0	M 20	7810.6363.0	7810.6403.0 93601-1569	M 25	7810.6582.0	1 Lever	7810.6819.0		
	Female	93601-0106	Female	93601-0238	93601-0243	Female	93601-0229	Female	93601-0284			M 25	7810.6556.0	M 25	7810.6555.0	M 20 x2	7810.6354.0	M 20 x2	7810.6364.0		M 20	93601-1751	2 Pegs	93601-1802		
	Male	7142.4046.0	Male	7310.6004.0	7310.6062.0	Male	7310.5852.0	Male	7318.6091.0			M 32	7810.6556.0	M 32 HC	7810.6493.5	M 32 HC	7810.6493.5	M 32 HC	7810.6493.5		M 32 HC	7810.6493.5	M 32 HC	7810.6493.5	4 Pegs	93601-1808
	Female	93601-0105	Female	93601-0231	93601-0236	Female	93601-0227	Female	93601-0283			M 40	7810.6452.5	M 40 HC	7810.6494.5	M 40 HC	7810.6494.5	M 40 HC	7810.6494.5		M 40 HC	7810.6494.5	M 40 HC	7810.6494.5	2 Pegs	93601-1831
16B	Male	7140.4118.0	Male	7316.6105.0	7316.6163.0	Male	7316.5953.0	Male	7332.6192.0			M 25	7816.6558.0	M 25	7816.6557.0	M 25	7816.6355.0	M 25	7816.6365.0	7816.6405.0 93601-2571	M 25	7816.6583.0	1 Lever	7816.6820.0		
	Female	93601-0104	Female	93601-0273	93601-0281	Female	93601-0259	Female	93601-0321			M 32	7816.6558.0	M 32 HC	7816.6495.5	M 32 HC	7816.6495.5	M 32 HC	7816.6495.5		M 32 HC	7816.6495.5	M 32 HC	7816.6495.5	4 Pegs	93601-2887
	Male	7140.4018.0	Male	7316.6005.0	7316.6063.0	Male	7316.5853.0	Male	7332.6092.0			M 40	7816.6454.5	M 40 HC	7816.6496.5	M 40 HC	7816.6496.5	M 40 HC	7816.6496.5		M 40 HC	7816.6496.5	M 40 HC	7816.6496.5	2 Pegs	93601-2884
	Female	93601-0103	Female	93601-0263	93601-0271	Female	93601-0255	Female	93601-0318			M 40 HC	7816.6454.5	M 40 HC	7816.6496.5	M 40 HC	7816.6496.5	M 40 HC	7816.6496.5		M 40 HC	7816.6496.5	M 40 HC	7816.6496.5	4 Pegs	93601-2884
24B	Male	7164.4124.0	Male	7324.6107.0	7324.6165.0	Male	7324.5955.0	Male	7346.6194.0			M 25	7824.6560.0	M 25	7824.6559.0	M 25	7824.6357.0	M 25	7824.6367.0	7824.6407.0 93601-3532	M 32	7824.6584.0	1 Lever	7824.6821.0		
	Female	93601-0112	Female	93601-0307	93601-0315	Female	93601-0293	Female	93601-0329			M 32	7824.6560.0	M 32 HC	7824.6497.5	M 32 HC	7824.6497.5	M 32 HC	7824.6497.5		M 32 HC	7824.6497.5	M 32 HC	7824.6497.5	4 Pegs	93601-3844
	Male	7164.4024.0	Male	7324.6007.0	7324.6065.0	Male	7324.5855.0	Male	7346.6094.0			M 40	7824.6455.5	M 40 HC	7824.6498.5	M 40 HC	7824.6498.5	M 40 HC	7824.6498.5		M 40 HC	7824.6498.5	M 40 HC	7824.6498.5	2 Pegs	93601-3841
	Female	93601-0111	Female	93601-0297	93601-0305	Female	93601-0289	Female	93601-0327			M 40 HC	7824.6455.5	M 40 HC	7824.6498.5	M 40 HC	7824.6498.5	M 40 HC	7824.6498.5		M 40 HC	7824.6498.5	M 40 HC	7824.6498.5	4 Pegs	93601-3841
32B	Male	2 x 7140.4118.0	Male	7316.6105.0 + 7316.6163.0	7316.6163.0 + 7316.6164.0	Male	7316.5953.0 + 7316.5954.0	Male	7332.6192.0 + 7332.6193.0			M 32	7832.7135.5	M 32	7832.7137.5	M 40	7832.6380.0	M 40	7832.6382.0	7832.6409.0 93601-4365	M 40	7832.6822.0	1 Lever	7832.6822.0		
	Female	2 x 93601-0104	Female	93601-0273 + 93601-0277	93601-0281 + 93601-0282	Female	93601-0259 + 93601-0260	Female	93601-0321 + 93601-0322			M 40	7832.6562.5	M 40	7832.6561.5	M 50	7832.6381.0	M 50	7832.6383.0		M 40	93601-4473	2 Pegs	93601-4473		
	Male	2 x 7140.4018.0	Male	7316.6005.0 + 7316.6063.0	7316.6063.0 + 7316.6064.0	Male	7316.5853.0 + 7316.5854.0	Male	7332.6092.0 + 7332.6093.0			M 40	7832.6562.5	M 40	7832.6561.5	M 50	7832.6381.0	M 50	7832.6383.0		M 40	93601-4473	4 Pegs	93601-4469		
	Female	2 x 93601-0103	Female	93601-0263 + 93601-0267	93601-0271 + 93601-0272	Female	93601-0255 + 93601-0256	Female	93601-0318 + 93601-0319			M 50	7832.6562.5	M 50	7832.6561.5	M 50 x2	7832.6380.0	M 50 x2	7832.6382.0		M 50	93601-4473	2 Pegs	93601-4471		
48B	Male	2 x 7164.4124.0	Male	7324.6107.0 + 7324.6108.0	7324.6165.0 + 7324.6166.0	Male	7324.5955.0 + 7324.5956.0	Male	7346.6194.0 + 7346.6195.0			M 32	7848.6566.5	M 32	7848.6563.5	M 32 x2	7848.7430.0	M 32 x2	7848.7433.0	7848.7440.0 93601-4590	M 40	7848.6821.0	1 Lever	7848.6821.0		
	Female	2 x 93601-0112	Female	93601-0307 + 93601-0311	93601-0315 + 93601-0316	Female	93601-0293 + 93601-0294	Female	93601-0329 + 93601-0330			M 40	7848.6566.5	M 40	7848.6564.5	M 40 x2	7848.7430.0	M 40 x2	7848.7433.0		M 40	93601-4571	2 Pegs	93601-4571		
	Male	2 x 7164.4024.0	Male	7324.6007.0 + 7324.6008.0	7324.6065.0 + 7324.6066.0	Male	7324.5855.0 + 7324.5856.0	Male	7346.6094.0 + 7346.6095.0			M 50	7848.6566.5	M 50	7848.6564.5	M 50 x2	7848.7430.0	M 50 x2	7848.7433.0		M 50	93601-4571	4 Pegs	93601-4467		
	Female	2 x 93601-0111	Female	93601-0297 + 93601-0301	93601-0305 + 93601-0306	Female	93601-0289 + 93601-0290	Female	93601-0327 + 93601-0328			M 50	7848.6566.5	M 50	7848.6564.5	M 50 x2	7848.7430.0	M 50 x2	7848.7433.0		M 50	93601-4571	2 Pegs	93601-4571		




Type	«Size»	Housing space for inserts with screw fixing centre distance X-Y (mm)
3A	«21 x 21»	21 x 21
10A	«49 x 16»	49,5 x 16
16A	«66 x 16»	66 x 16
32A	«66 x 40»	66 x 16 (2 inserts)
6B	«44 x 27»	44 x 27
10B	«57 x 27»	57 x 27
16B	«77 x 27»	77,5 x 27
24B	«104 x 27»	104 x 27
32B	«77 x 62»	77,5 x 27 (2 inserts)
48B	«104 x 62»	104 x 27 (2 inserts)
QD	«32 x 13»	32,2 x 13,4

Please find the Molex Standard Order No. (e.g. 93601-1758) underneath each GWconnect Engineering No. (e.g. 7810.6593.0).



Abbreviations PE = Ground HC = High Construction With COVER Thread x2 = Double entry


Size	INSERTS								SINGLE LEVER HOODS & HOUSINGS																	
	S-A Series 250 Volt 10 Amps		S-A Series 250 Volt 10 Amps		S-Q 0/5 Series 230/400 Volt 16 Amps		S-D Series 250 Volt 10 Amps		S-D Series 250 Volt 10 Amps		TOP Entry	SIDE Entry	Coupler	Bulkhead Mount	Bulkhead Mount ANGLE	SURFACE Mount	COVER Male Insert	COVER Female Insert								
3A	Male	7203.6101.0 93601-0125	Male	7204.6102.0 93601-0133	Male	7605.5901.0 93601-0436	Male	7107.4101.0 93601-0079	Male	7108.4102.0 93601-0084	Metal	7803.6208.0 93601-0634	Metal	7803.6210.0 93601-0639	Metal	7803.6212.0 93601-0644	Metal	7803.6202.0 93601-0616	Metal	7803.6204.0 93601-0622	Metal	7803.6206.0 93601-0628	Metal	7803.6804.0 93601-0710	Metal	7803.6802.0 93601-0702
	Female	7203.6001.0 93601-0121	Female	7204.6002.0 93601-0129	Female	7605.5801.0 93601-0435	Female	7107.4001.0 93601-0077	Female	7108.4002.0 93601-0081	Plastic	7803.6207.0 93601-0632	Plastic	7803.6209.0 93601-0637	Plastic	7803.6211.0 93601-0642	Plastic	7803.6201.0 93601-0614	Plastic	7803.6203.0 93601-0620	Plastic	7803.6205.0 93601-0626	Plastic	7803.6803.0 93601-0708	Plastic	7803.6801.0 93601-0696
	3 +PE		4 +PE		5 +PE		7 +PE		8																	



Size	INSERTS				SINGLE LEVER HOODS & HOUSINGS													
	S-QD 8 Series 500 Volt 16 Amps		S-QD 17 Series 250 Volt 10 Amps		S-QD 4/2 Series 460/690 + 250 Volt 4 x 40 Amps + 2 x 10 Amps		DIA cable mm	TOP Entry	DIA cable mm	SIDE Entry	DIA cable mm	COUPLER	DIA cable mm	Bulkhead Ang. + 1 cab. entry	Bulkhead Mount	Bulkhead Mount ANGLE	COVER Male Insert	COVER FEMALE Insert with GASKET
32 x 13	Male	7608.5907.0 93601-0446	Male	7617.5911.0 93601-0450	Male	7606.5915.0 93601-0438	8-14	7908.6646.1 93601-4682	8-14	7908.6640.1 93601-4684	8-14	7908.6667.1 93601-4688	8-14	7908.6663.1 93601-4686	7808.6660.1	7808.6669.1	7808.6666.1	7808.6665.1
	Female	7608.5807.0 93601-0445	Female	7617.5811.0 93601-0449	Female	7606.5815.0 93601-0437	11-18	7908.6648.1 93601-4685	11-18	7908.6643.1 93601-4683	11-18	7908.6668.1 93601-4689	11-18	7908.6664.1 93601-4687	93601-1041	93601-1051	93601-1048	93601-1047
	8 +PE		17 +PE		4+2 +PE													


These enclosures include the relative cable glands

Size	INSERTS		SINGLE LEVER HOODS & HOUSINGS										DOUBLE LEVER HOODS & HOUSINGS							
	S-A Series 250 Volt 16 Amps		S-D Series 250 Volt 10 Amps		TOP Entry	SIDE Entry	SURFACE Mounting	SURF. Mounting with COVER	BULKHEAD Mounting	COVER	COVER + LEVER	TOP Entry	SIDE Entry	SURFACE Mounting	BULKHEAD Mounting	REVERSED 4 Pegs and COVER	REVERSED Top Entry	REVERSED Side Entry	COVER	
10A	Male	7210.4411.0 93601-0139	Male	7210.4461.0 93601-0142	Pg 13.5	7810.4552.0 93601-1173	Pg 16	7810.4573.0	Pg 16	7810.4505.0 93601-1136	Pg 16	7810.4515.0 93601-1154								
	Female	7210.4401.0 93601-0137	Female	7210.4451.0 93601-0141	Pg 16	7810.4553.0 93601-1176	Pg 21	93601-1212	Pg 21	7810.4507.0 93601-1141	Pg 21	7810.4517.0 93601-1158								
16A	Male	7216.4412.0 93601-0147	Male	7216.4462.0 93601-0153	Pg 13.5	7810.4563.5 93601-1194	Pg 16	7810.4583.5 93601-1230	Pg 16	7810.4506.0 93601-1138	Pg 16	7810.4516.0 93601-1156								
	Female	7216.4402.0 93601-0143	Female	7216.4452.0 93601-0151	Pg 16	7810.4564.5 93601-1200	Pg 21	7810.4584.5 93601-1236	Pg 21	7810.4508.0 93601-1143	Pg 21	7810.4518.0 93601-1160								
32A	Male	7216.4412.0 + 4413.0 93601-0147 + 93601-0149	Male	7216.4462.0 + 4463.0 93601-0153 + 93601-0154	Pg 13.5	7816.4557.0 93601-2168	Pg 16	7816.4577.0	Pg 16	7816.4525.0 93601-2131	Pg 16	7816.4535.0 93601-2149								
	Female	7216.4402.0 + 4403.0 93601-0143 + 93601-0145	Female	7216.4452.0 + 4453.0 93601-0151 + 93601-0152	Pg 16	7816.4558.0 93601-2189	Pg 21	7816.4578.0	Pg 21	7816.4526.0 93601-2133	Pg 21	7816.4536.0 93601-2151								
	32 +PE		50 +PE																	



Type	«Size»	Housing space for inserts with screw fixing centre distance X-Y (mm)
3A	«21 x 21»	21 x 21
10A	«49 x 16»	49,5 x 16
16A	«66 x 16»	66 x 16
32A	«66 x 40»	66 x 16 (2 inserts)
6B	«44 x 27»	44 x 27
10B	«57 x 27»	57 x 27
16B	«77 x 27»	77,5 x 27
24B	«104 x 27»	104 x 27
32B	«77 x 62»	77,5 x 27 (2 inserts)
48B	«104 x 62»	104 x 27 (2 inserts)
QD	«32 x 13»	32,2 x 13,4

Please find the Molex Standard Order No. (e.g. 93601-1758) underneath each GWconnect Engineering No. (e.g. 7810.6593.0).



Abbreviations PE = Ground HC = High Construction With COVER Thread x2 = Double entry





8000 Series

8000	S1	S2	S3	S4	S5	S6	S7	S3-HC
Inner (mm)	91 x 91 x 53	128 x 103 x 55	154 x 129 x 58	178 x 155 x 74	239 x 202 x 85	294 x 244 x 114	392 x 298 x 144	154 x 129 x 130,8
Outer (mm)	101 x 101 x 58	138,5 x 113,5 x 61,5	165,5 x 140,5 x 63,5	189 x 167 x 80	252 x 215 x 91	307 x 257 x 120,5	406,5 x 312,5 x 151	165,5 x 140,5 x 136,8
STD/RAL9006	8000.6261.0	8000.6262.0	8000.6263.0	8000.6264.0	8000.6265.0	8000.6266.0	8000.6267.0	8000.6268.0
	93604-0012	93604-0017	93604-0022	93604-0027	93604-0032	93604-0037	93604-0042	93604-0047
STD/RAL7035	8000.6261.2	8000.6262.2	8000.6263.2	8000.6264.2	8000.6265.2	8000.6266.2	8000.6267.2	8000.6268.2
	93604-0014	93604-0019	93604-0024	93604-0029	93604-0034	93604-0039	93604-0044	93604-0049
STD/RAL7037	8000.6261.3	8000.6262.3	8000.6263.3	8000.6264.3	8000.6265.3	8000.6266.3	8000.6267.3	8000.6268.3
	93604-0015	93604-0020	93604-0025	93604-0030	93604-0035	93604-0040	93604-0045	93604-0050
Sanblasted	8000.6281.0	8000.6282.0	8000.6283.0	8000.6284.0	8000.6285.0	8000.6286.0	8000.6287.0	8000.6288.0
	93604-0058	93604-0059	93604-0060	93604-0062	93604-0063	93604-0064	93604-0065	93604-0066
ATEX/RAL7037	8000.6291.0	8000.6292.0	8000.6293.0	8000.6294.0	8000.6295.0	8000.6296.0	8000.6297.0	8000.6298.0
	93604-0067	93604-0068	93604-0069	93604-0070	93604-0071	93604-0072	93604-0073	93604-0074
HE/RAL9005	8000.6261.1	8000.6262.1	8000.6263.1	8000.6264.1	8000.6265.1	8000.6266.1	8000.6267.1	8000.6268.1
	93604-0013	93604-0018	93604-0023	93604-0028	93604-0033	93604-0038	93604-0043	93604-0048






Also available on demand:
Enclosures with customized holes and threads,
assembling of components.



Ask for our full range –
more than 6000 items available!




8100 Series


8100	H x W x D (mm)	RAL7001	RAL7035	Not painted	HE/RAL9005
Model					
05.05.03	50 x 45 x 30	8100.8005.0	8100.8105.0	8100.8205.0	8100.8305.1
		93604-0083	93604-0153	93604-0189	93604-0246
06.06.03	58 x 64 x 36	8100.8006.0	8100.8106.0	8100.8206.0	8100.8306.1
		93604-0085	93604-0154	93604-0190	93604-0248
10.06.03	98 x 64 x 35	8100.8007.0	8100.8107.0	8100.8207.0	8100.8307.1
		93604-0087	93604-0155	93604-0191	93604-0250
15.06.03	150 x 64 x 36	8100.8008.0	8100.8108.0	8100.8208.0	8100.8308.1
		93604-0089	93604-0156	93604-0192	93604-0252
08.08.06	75 x 80 x 57	8100.8009.0	8100.8109.0	8100.8209.0	8100.8309.1
		93604-0091	93604-0157	93604-0193	93604-0254
13.08.06	125 x 80 x 57	8100.8010.0	8100.8110.0	8100.8210.0	8100.8310.1
		93604-0093	93604-0158	93604-0194	93604-0256
18.08.06	175 x 80 x 57	8100.8011.0	8100.8111.0	8100.8211.0	8100.8311.1
		93604-0095	93604-0159	93604-0195	93604-0258
16.10.08	160 x 100 x 81	8100.8012.0	8100.8112.0	8100.8212.0	8100.8312.1
		93604-0097	93604-0160	93604-0196	93604-0260
15.10.08	150 x 100 x 80	8100.8013.0	8100.8113.0	8100.8213.0	8100.8313.1
		93604-0099	93604-0161	93604-0197	93604-0262
18.08.08	175 x 80 x 80	8100.8014.0	8100.8114.0	8100.8214.0	8100.8314.1
		93604-0101	93604-0162	93604-0198	93604-0264
10.08.08	100 x 100 x 80	8100.8015.0	8100.8115.0	8100.8215.0	8100.8315.1
		93604-0103	93604-0163	93604-0199	93604-0266
12.12.08	122 x 120 x 80	8100.8016.0	8100.8116.0	8100.8216.0	8100.8316.1
		93604-0105	93604-0164	93604-0200	93604-0268
20.10.08	200 x 100 x 81	8100.8017.0	8100.8117.0	8100.8217.0	8100.8317.1
		93604-0107	93604-0165	93604-0201	93604-0270
22.12.09	220 x 120 x 90	8100.8018.0	8100.8118.0	8100.8218.0	8100.8318.1
		93604-0109	93604-0166	93604-0202	93604-0272
16.16.09	160 x 160 x 90	8100.8019.0	8100.8119.0	8100.8219.0	8100.8319.1
		93604-0111	93604-0167	93604-0204	93604-0274
24.16.10	240 x 160 x 100	8100.8020.0	8100.8120.0	8100.8220.0	8100.8320.1
		93604-0113	93604-0168	93604-0206	93604-0276
25.08.08	250 x 80 x 80	8100.8021.0	8100.8121.0	8100.8221.0	8100.8321.1
		93604-0115	93604-0169	93604-0208	93604-0278
20.23.11	200 x 230 x 110	8100.8022.0	8100.8122.0	8100.8222.0	8100.8322.1
		93604-0117	93604-0170	93604-0210	93604-0280
28.23.11	280 x 230 x 110	8100.8023.0	8100.8123.0	8100.8223.0	8100.8323.1
		93604-0119	93604-0171	93604-0212	93604-0282
36.16.09	360 x 160 x 90	8100.8024.0	8100.8124.0	8100.8224.0	8100.8324.1
		93604-0121	93604-0172	93604-0214	93604-0284
36.12.08	360 x 120 x 80	8100.8025.0	8100.8125.0	8100.8225.0	8100.8325.1
		93604-0123	93604-0173	93604-0216	93604-0286
33.23.12	330 x 230 x 120	8100.8026.0	8100.8126.0	8100.8226.0	8100.8326.1
		93604-0125	93604-0174	93604-0218	93604-0288
33.23.18	330 x 230 x 181	8100.8027.0	8100.8127.0	8100.8227.0	8100.8327.1
		93604-0127	93604-0175	93604-0220	93604-0290
20.23.18	200 x 230 x 180	8100.8028.0	8100.8128.0	8100.8228.0	8100.8328.1
		93604-0129	93604-0176	93604-0222	93604-0292
50.36.20	496 x 365 x 200	8100.8034.0	8100.8134.0	8100.8234.0	8100.8334.1
		93604-0141	93604-0182	93604-0232	93604-0304
		8100.8040.0	8100.8140.0	8100.8240.0	8100.8340.1
		93604-0146	93604-0184	93604-0236	93604-0308

													
Wire		10 Amps Crimp Contacts				16 Amps Crimp Contacts				40 Amps Crimp Contacts			
mm ²	AWG	Female		Male		Female		Male		Female		Male	
		Silver plated	Gold plated	Silver plated	Gold plated	Silver plated	Gold plated	Silver plated	Gold plated	Silver plated	Gold plated	Silver plated	Gold plated
0.14-0.37	26-22	7100.4201.0	7100.4201.1	7100.4211.0	7100.4211.1	7300.6240.0	7300.6240.1	7300.6237.0	7300.6237.1				
		93601-0039	93601-0040	93601-0051	93601-0052	93601-0171	93601-0172	93601-0165	93601-0166				
0.5	20	7100.4202.0	7100.4202.1	7100.4212.0	7100.4212.1	7300.6241.0	7300.6241.1	7300.6246.0	7300.6246.1				
		93601-0041	93601-0042	93601-0053	93601-0054	93601-0173	93601-0174	93601-0183	93601-0184				
0.75	18	7100.4203.0	7100.4203.1	7100.4213.0	7100.4213.1	7300.6239.0	7300.6239.1	7300.6236.0	7300.6236.1				
		93601-0043	93601-0044	93601-0055	93601-0056	93601-0169	93601-0170	93601-0163	93601-0164				
1.0	17	7100.4204.0	7100.4204.1	7100.4214.0	7100.4214.1	7300.6242.0	7300.6242.1	7300.6247.0	7300.6247.1				
		93601-0045	93601-0046	93601-0057	93601-0058	93601-0175	93601-0176	93601-0185	93601-0186				
1.5	16	7100.4205.0	7100.4205.1	7100.4215.0	7100.4215.1	7300.6243.0	7300.6243.1	7300.6248.0	7300.6248.1	7600.5700.0	7600.5700.1	7600.5710.0	7600.5710.1
		93601-0047	93601-0048	93601-0059	93601-0060	93601-0177	93601-0178	93601-0187	93601-0188	93601-0406	93601-0407	93601-0416	93601-0417
2.5	14	7100.4206.0	7100.4206.1	7100.4216.0	7100.4216.1	7300.6244.0	7300.6244.1	7300.6249.0	7300.6249.1	7600.5701.0	7600.5701.1	7600.5711.0	7600.5711.1
		93601-0049	93601-0050	93601-0061	93601-0062	93601-0179	93601-0180	93601-0189	93601-0190	93601-0408	93601-0409	93601-0418	93601-0419
4.0	12					7300.6245.0	7300.6245.1	7300.6250.0	7300.6250.1	7600.5702.0	7600.5702.1	7600.5712.0	7600.5712.1
						93601-0181	93601-0182	93601-0191	93601-0192	93601-0410	93601-0411	93601-0420	93601-0421
6.0	10									7600.5703.0	7600.5703.1	7600.5713.0	7600.5713.1
										93601-0412	93601-0413	93601-0422	93601-0423

								
Wire			10 Amps STAMPED Crimp Contacts for insert S-D, S-DD, S-Q, S-QD series					
mm ²	AWG	Packing / Reel	Female			Male		
			Silver plated	Tin plated	Gold plated	Silver plated	Tin plated	Gold plated
0.14-1.0	26-17	100 pcs	7100.4031.0	7100.4031.2	7100.4031.1	7100.4071.0	7100.4071.2	7100.4071.1
			93601-0003	93601-0005	93601-0004	93601-0021	93601-0023	93601-0022
0.14-1.0	26-17	400 pcs	7100.4032.0	7100.4032.2	7100.4032.1	7100.4072.0	7100.4072.2	7100.4072.1
			93601-0006	93601-0008	93601-0007	93601-0024	93601-0026	93601-0025
0.14-1.0	26-17	2000 pcs	7100.4033.0	7100.4033.2	7100.4033.1	7100.4073.0	7100.4073.2	7100.4073.1
			93601-0009	93601-0011	93601-0010	93601-0027	93601-0029	93601-0028
0.75-2.5	18-14	100 pcs	7100.4037.0	7100.4037.2	7100.4037.1	7100.4077.0	7100.4077.2	7100.4077.1
			93601-0012	93601-0014	93601-0013	93601-0030	93601-0032	93601-0031
0.75-2.5	18-14	400 pcs	7100.4038.0	7100.4038.2	7100.4038.1	7100.4078.0	7100.4078.2	7100.4078.1
			93601-0015	93601-0017	93601-0016	93601-0033	93601-0035	93601-0034
0.75-2.5	18-14	2000 pcs	7100.4039.0	7100.4039.2	7100.4039.1	7100.4079.0	7100.4079.2	7100.4079.1
			93601-0018	93601-0020	93601-0019	93601-0036	93601-0038	93601-0037

				
Crimp Contact Tools				
Crimping tool	Crimping tool	Removal tool 10A contacts	Removal tool 16A contacts	Insertion tool 10A contacts for wire Ø 0.14-1.5 mm ²
8500.7925.0	8500.6251.0	8500.7940.0	8500.7945.0	8500.7948.0
93605-0073	93605-0065	93605-0079	93605-0083	93605-0084


	
DIN rail Mounting Kits	
for size 6B insertsB	7006.7009.0 93605-0038
for size 10B inserts	7010.7009.0 93605-0040
for size 16B inserts	7016.7009.0 93605-0042
for size 24B inserts	7024.7009.0 93605-0044
Inserts removal tool	8500.7948.0 93605-0084

		
IP66 Cable Glands for RIBBON CABLE		
Size	Ribbon Cable Dim. a x b (mm)	
10B	3.8-5.1 x 18-22	7000.7360.0
		93600-0224
10B	3.8-5.1 x 27-32	7000.7361.0
		93600-0225
16B	3.8-5.1 x 42-46	7000.7370.0
		93600-0226
16B	3.8-5.1 x 48-53	7000.7371.0
		93600-0227
24B	3.8-5.1 x 62-66	7000.7380.0
		93600-0228
24B	4.5-5.7 x 72-76	7000.7381.0
		93600-0229


Ask for our full range –
more than 6000 items available!




IP68 Cable Glands with gasket						IP68 Cable Glands w Nut & Gasket						IP68 Cable Glands - 5 bar							
Type	Cab. Ø mm²	Thread	Grey	Light Grey	Black	Type	Cab. Ø mm²	Thread	Grey	Light Grey	Black	Type	Cab. Ø mm²	Thread					
Plastic	3 - 6.5	Pg7	7000.7829.0	7000.7829.2	7000.7829.1	Plastic	3 - 6.5	Pg7	7000.7829.5	7000.7829.7	7000.7829.6	Metal	4 - 10	Pg11	7000.6825.0	93600-0012			
			93600-0385	93600-0387	93600-0386				93600-0388	93600-0390	93600-0389				93600-0012	93600-0012			
	4 - 8	Pg9	7000.7830.0	7000.7830.2	7000.7830.1		4 - 8	Pg9	7000.7830.5	7000.7830.7	7000.7830.6		5 - 10	Pg11	7000.7831.0	7000.7831.2	7000.7831.1	7000.6826.0	93600-0014
			93600-0391	93600-0393	93600-0392				93600-0394	93600-0396	93600-0395				7000.6827.0	93600-0016			
	5 - 10	Pg11	7000.7831.0	7000.7831.2	7000.7831.1		5 - 10	Pg11	7000.7831.5	7000.7831.7	7000.7831.6		6 - 11	Pg13.5	7000.7832.0	7000.7832.2	7000.7832.1	7000.6828.0	93600-0018
			93600-0397	93600-0399	93600-0398				93600-0400	93600-0402	93600-0401				93600-0403	93600-0405	93600-0404	7000.6829.0	93600-0020
	6 - 11	Pg13.5	7000.7832.0	7000.7832.2	7000.7832.1		6 - 11	Pg13.5	7000.7832.5	7000.7832.7	7000.7832.6		9 - 13	Pg16	7000.7833.0	7000.7833.2	7000.7833.1	7000.6830.0	93600-0022
			93600-0403	93600-0405	93600-0404				93600-0406	93600-0408	93600-0407				93600-0409	93600-0411	93600-0410	7000.6831.0	93600-0024
	9 - 13	Pg16	7000.7833.0	7000.7833.2	7000.7833.1		9 - 13	Pg16	7000.7833.5	7000.7833.7	7000.7833.6		13 - 18	Pg21	7000.7834.0	7000.7834.2	7000.7834.1	7000.6832.0	93600-0026
			93600-0409	93600-0411	93600-0410				93600-0412	93600-0414	93600-0413				93600-0415	93600-0417	93600-0416	7000.6833.0	93600-0028
	13 - 18	Pg21	7000.7834.0	7000.7834.2	7000.7834.1		13 - 18	Pg21	7000.7834.5	7000.7834.7	7000.7834.6		17.5 - 25	Pg29	7000.7835.0	7000.7835.2	7000.7835.1	7000.6834.0	93600-0030
			93600-0415	93600-0417	93600-0416				93600-0418	93600-0420	93600-0419				93600-0421	93600-0423	93600-0422	7000.6835.0	93600-0032
	17.5 - 25	Pg29	7000.7835.0	7000.7835.2	7000.7835.1		17.5 - 25	Pg29	7000.7835.5	7000.7835.7	7000.7835.6		22 - 32	Pg36	7000.7836.0	7000.7836.2	7000.7836.1	7000.6835.0	93600-0034
			93600-0421	93600-0423	93600-0422				93600-0424	93600-0426	93600-0425				93600-0427	93600-0429	93600-0428	7000.6836.0	93600-0036
	22 - 32	Pg36	7000.7836.0	7000.7836.2	7000.7836.1		22 - 32	Pg36	7000.7836.5	7000.7836.7	7000.7836.6		32 - 38	Pg42	7000.7837.0	7000.7837.2	7000.7837.1	7000.6837.0	93600-0038
			93600-0427	93600-0429	93600-0428				93600-0430	93600-0432	93600-0431				93600-0433	93600-0435	93600-0434	7000.6838.0	93600-0040
	32 - 38	Pg42	7000.7837.0	7000.7837.2	7000.7837.1		32 - 38	Pg42	7000.7837.5	7000.7837.7	7000.7837.6		37 - 44	Pg48	7000.7838.0	7000.7838.2	7000.7838.1	7000.6839.0	93600-0042
			93600-0433	93600-0435	93600-0434				93600-0436	93600-0438	93600-0437				93600-0439	93600-0441	93600-0440	7000.6840.0	93600-0044
	37 - 44	Pg48	7000.7838.0	7000.7838.2	7000.7838.1		37 - 44	Pg48	7000.7838.5	7000.7838.7	7000.7838.6		3 - 6.5	M12	7000.7821.0	7000.7821.2	7000.7821.1	7000.6841.0	93600-0046
			93600-0439	93600-0441	93600-0440				93600-0442	93600-0444	93600-0443				93600-0337	93600-0339	93600-0338	7000.6842.0	93600-0048
3 - 6.5	M12	7000.7821.0	7000.7821.2	7000.7821.1	3 - 6.5	M12	7000.7821.5	7000.7821.7	7000.7821.6	4 - 8	M16	7000.7822.0	7000.7822.2	7000.7822.1	7000.6843.0	93600-0050			
		93600-0337	93600-0339	93600-0338			93600-0340	93600-0342	93600-0341			93600-0343	93600-0345	93600-0344	7000.6844.0	93600-0052			
4 - 8	M16	7000.7822.0	7000.7822.2	7000.7822.1	4 - 8	M16	7000.7822.5	7000.7822.7	7000.7822.6	7 - 12	M20	7000.7823.0	7000.7823.2	7000.7823.1	7000.6845.0	93600-0054			
		93600-0343	93600-0345	93600-0344			93600-0346	93600-0348	93600-0347			93600-0349	93600-0351	93600-0350	7000.6846.0	93600-0056			
7 - 12	M20	7000.7823.0	7000.7823.2	7000.7823.1	7 - 12	M20	7000.7823.5	7000.7823.7	7000.7823.6	11 - 18	M25	7000.7824.0	7000.7824.2	7000.7824.1	7000.6847.0	93600-0058			
		93600-0349	93600-0351	93600-0350			93600-0352	93600-0354	93600-0353			93600-0355	93600-0357	93600-0356	7000.6848.0	93600-0060			
11 - 18	M25	7000.7824.0	7000.7824.2	7000.7824.1	11 - 18	M25	7000.7824.5	7000.7824.7	7000.7824.6	12 - 21	M32	7000.7825.0	7000.7825.2	7000.7825.1	7000.6849.0	93600-0062			
		93600-0355	93600-0357	93600-0356			93600-0358	93600-0360	93600-0359			93600-0361	93600-0363	93600-0362	7000.6850.0	93600-0064			
12 - 21	M32	7000.7825.0	7000.7825.2	7000.7825.1	12 - 21	M32	7000.7825.5	7000.7825.7	7000.7825.6	22 - 32	M40	7000.7826.0	7000.7826.2	7000.7826.1	7000.6851.0	93600-0066			
		93600-0361	93600-0363	93600-0362			93600-0364	93600-0366	93600-0365			93600-0367	93600-0369	93600-0368	7000.6852.0	93600-0068			
22 - 32	M40	7000.7826.0	7000.7826.2	7000.7826.1	22 - 32	M40	7000.7826.5	7000.7826.7	7000.7826.6	30 - 38	M50	7000.7827.0	7000.7827.2	7000.7827.1	7000.6853.0	93600-0070			
		93600-0367	93600-0369	93600-0368			93600-0370	93600-0372	93600-0371			93600-0373	93600-0375	93600-0374	7000.6854.0	93600-0072			
30 - 38	M50	7000.7827.0	7000.7827.2	7000.7827.1	30 - 38	M50	7000.7827.5	7000.7827.7	7000.7827.6	35 - 44	M63	7000.7828.0	7000.7828.2	7000.7828.1	7000.6855.0	93600-0074			
		93600-0373	93600-0375	93600-0374			93600-0376	93600-0378	93600-0377			93600-0379	93600-0381	93600-0380	7000.6856.0	93600-0076			
35 - 44	M63	7000.7828.0	7000.7828.2	7000.7828.1	35 - 44	M63	7000.7828.5	7000.7828.7	7000.7828.6			93600-0382	93600-0384	93600-0383					
		93600-0379	93600-0381	93600-0380			93600-0382	93600-0384	93600-0383										




IP66 Cable Glands			
Type	Cab. Ø mm²	Thread	
Plastic	7 - 12	Pg11	7000.6837.0
			93600-0035
Metal	7 - 12	Pg11	7000.6841.0
			93600-0039
	7 - 12	Pg13.5	7000.6842.0
			93600-0040
	7 - 14.5	Pg16	7000.6843.0
			93600-0041
	9.5 - 18.5	Pg21	7000.6844.0
			93600-0042
	17.5 - 26.5	Pg29	7000.6845.0
			93600-0043
23.5 - 32.5	Pg36	7000.6846.0	
		93600-0044	
29.5 - 38.5	Pg42	7000.6847.0	
		93600-0045	
Plastic	3.5 - 12.5	M20	7000.6839.0
			93600-0037
Metal	3.5 - 12.5	M20	7000.6848.0
			93600-0046
	7 - 12	M25	7000.6849.0
			93600-0047
	15.5 - 24.5	M32	7000.6850.0
			93600-0048
	22.5 - 31.5	M40	7000.6851.0
			93600-0049
	29.5 - 38.5	M50	7000.6852.0
			93600-0050



Plugs w/Gasket	
Thread	
Pg7	7000.7783.0
	93600-0318
Pg9	7000.7784.0
	93600-0319
Pg11	7000.6980.0
	93600-0116
Pg13.5	7000.6981.0
	93600-0117
Pg16	7000.6982.0
	93600-0118
Pg21	7000.6983.0
	93600-0119
Pg29	7000.6984.0
	93600-0120
Pg36	7000.6985.0
	93600-0121
Pg42	7000.6986.0
	93600-0122
Pg48	7000.7786.0
	93600-0321
M12	7000.7780.0
	93600-0316
M16	7000.7781.0
	93600-0317
M20	7000.6975.0
	93600-0111
M25	7000.6976.0
	93600-0112
M32	7000.6977.0
	93600-0113
M40	7000.6978.0
	93600-0114
M50	7000.6979.0
	93600-0115
M63	7000.7785.0
	93600-0320



Metal nuts	
Thread	
Pg7	7000.6965.0
	93600-0106
Pg9	7000.6966.0
	93600-0107
Pg11	7000.6957.0
	93600-0098
Pg13.5	7000.6958.0
	93600-0099
Pg16	7000.6959.0
	93600-0100
Pg21	7000.6960.0
	93600-0101
Pg29	7000.6961.0
	93600-0102
Pg36	7000.6962.0
	93600-0103
Pg42	7000.6963.0
	93600-0104
Pg48	7000.6964.0
	93600-0105
M12	7000.6950.0
	93600-0091
M16	7000.6951.0
	93600-0092
M20	7000.6952.0
	93600-0093
M25	7000.6953.0
	93600-0094
M32	7000.6954.0
	93600-0095
M40	7000.6955.0
	93600-0096
M50	7000.6956.0
	93600-0097
M63	7000.6967.0
	93600-0108





Pg to NPT Adapters		
Thread	NPT Thread	
Pg11	3/8"	7000.6928.0
		93600-0073
Pg11	1/2"	7000.6929.0
		93600-0074
Pg13.5	1/2"	7000.6930.0
		93600-0075
Pg16	1/2"	7000.6931.0





Get customized insights at: www.molex.com/product/gwconnect.html

Looking for pricing, stock, or lifecycle information?

Click below to explore more details on WIN SOURCE:

-  [View 09360162702 on WIN SOURCE](#)
-  [HARTING Information](#)

Optimize Your Supply Chain with WIN SOURCE Solutions

-  Global Sourcing Solution
-  Obsolete Management
-  Cost Control Management
-  Shortage Management
-  Alternative Solution
-  Excess Inventory Management