



**THE DATASHEET OF
H3183-01**





HARWIN

Component Specification

C00912

1.00mm PCB Sockets
November 2022

SECTION	TITLE	PAGE
1	Description of Connector and Intended Application	2
2	Ratings	2



1. DESCRIPTION OF COMPONENT AND INTENDED APPLICATION

A range of sockets designed to interface components with Ø1.00mm pins to printed circuit boards, allowing a change of components when required.

2. RATINGS

2.1. Electrical Characteristics

Current Rating:

In isolation, 25°C ambient 10.0A max

In isolation, 85°C ambient 7.5A max

Contact Resistance:

Initial 10mΩ max

After Conditioning 25mΩ max

2.2. Environmental Characteristics

Environmental classification 55/125/21

Operating Temperature Range -55°C to +125°C

Vibration Severity 10Hz to 2,000Hz, 0.75mm, 98m/s² (10G), duration 6 hours

2.3. Mechanical Characteristics

Durability:

Gold on contact area 1,000 operations

Tin on contact area 100 operations

High Temperature, Long Term (current as in 2.1.) 50 hours at 85°C

Clip Retention in Body 18N min

Minimum retention force may be 18N from a sample of 10 sockets,
providing the average of the samples is 27N.

Insertion Force (initial, with Ø1.00mm pin) 9.0N max



Withdrawal Force (initial, with Ø1.00mm pin) 1.0N min

Range of Mating Pin Diameter Ø0.90mm to Ø1.05mm




Looking for pricing, stock, or lifecycle information?

Click below to explore more details on WIN SOURCE:

-  [View H3183-01 on WIN SOURCE](#)
-  [Harwin Inc. Information](#)

Optimize Your Supply Chain with WIN SOURCE Solutions

-  Global Sourcing Solution
-  Obsolete Management
-  Cost Control Management
-  Shortage Management
-  Alternative Solution
-  Excess Inventory Management