




THE DATASHEET OF A6E-4101



DIP Switch with a variety of assortment of Poles and Actuators in Slide or Piano Types





- The sealed bottom prevents flux penetration.
- Gold-plated contacts and terminals ensure high reliability.

RoHS Compliant



■List of Models

- Models in Tube Packages

Type (actuator color)		Slide/Flat actuator (Orange)	Slide/Raised actuator (Orange)	Type (actuator color)	Piano actuator (short) (Orange)	Piano actuator (long) (Orange)
No. of poles	Quantity per tube			Quantity per tube		
2	73	A6E-2101	A6E-2104	70	A6ER-2101	A6ER-2104
3	52	A6E-3101	A6E-3104	50	A6ER-3101	A6ER-3104
4	40	A6E-4101	A6E-4104	39	A6ER-4101	A6ER-4104
5	33	A6E-5101	A6E-5104	32	A6ER-5101	A6ER-5104
6	28	A6E-6101	A6E-6104	27	A6ER-6101	A6ER-6104
7	24	A6E-7101	A6E-7104	24	A6ER-7101	A6ER-7104
8	21	A6E-8101	A6E-8104	21	A6ER-8101	A6ER-8104
9	19	A6E-9101	A6E-9104	19	A6ER-9101	A6ER-9104
10	17	A6E-0101	A6E-0104	17	A6ER-0101	A6ER-0104

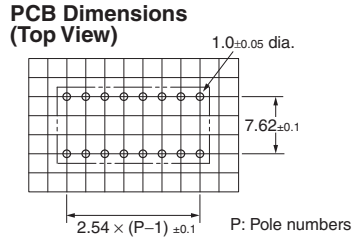

Note: Order in multiples of the package quantity.

■Ratings/Characteristics

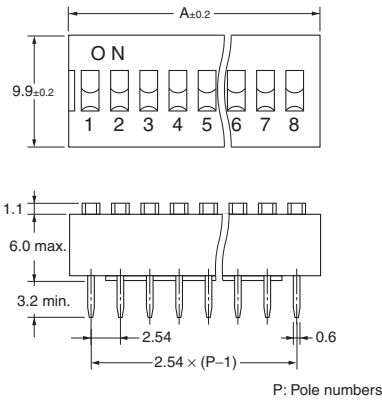

Rating (resistive load)		25 mA at 24 VDC 10 μ A (minimum current) at 3.5 VDC
Ambient operating temperature		-20 to +70°C at 60% max. (with no icing or condensation)
Ambient operating humidity		35% to 95% (at +5 to +35°C)
Insulation resistance		100 M Ω min. (at 250 VDC with insulation tester)
Contact resistance (initial value)		200 m Ω max.
Dielectric strength	Between terminals	500 VAC for 1 min
Vibration resistance	Malfunction	10 to 55 Hz, 1.5-mm double amplitude
Shock resistance	Malfunction	300 m/s ² min.
Durability	Electrical	1,000 operations min.
Washing		Not possible
Degree of protection		IEC IP40
Operating force		0.29 to 9.8 N {30 to 1,000 gf}
Weight		A6E: 0.66 g (2 poles), 1.00 g (4 poles), 1.32 g (6 poles), 1.65 g (8 poles), 1.98 g (10 poles) A6ER: 1.01 g (2 poles), 1.51 g (4 poles), 2.00 g (6 poles), 2.51 g (8 poles), 3.02 g (10 poles)

■ Dimensions (Unit: mm)

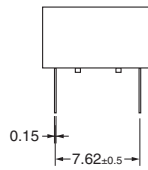
● Slide Flat Actuator
A6E-□101



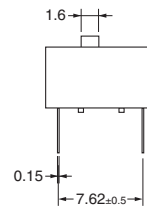
● Slide Raised Actuator
A6E-□104



Flat Actuator

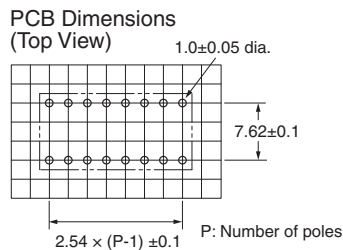



Raised Actuator

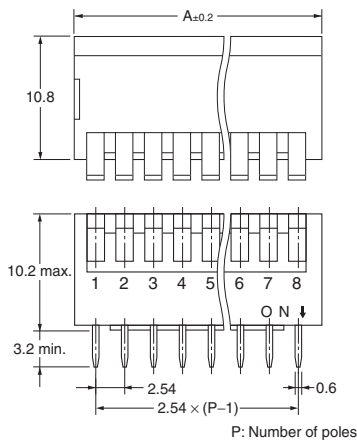



No. of poles	Model		Dimension A
	Flat	Raised	
2	A6E-2101	A6E-2104	6.64
3	A6E-3101	A6E-3104	9.18
4	A6E-4101	A6E-4104	11.72
5	A6E-5101	A6E-5104	14.26
6	A6E-6101	A6E-6104	16.80
7	A6E-7101	A6E-7104	19.34
8	A6E-8101	A6E-8104	21.88
9	A6E-9101	A6E-9104	24.42
10	A6E-0101	A6E-0104	26.96

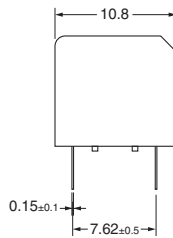
● Piano Actuator (Short)
A6ER-□101



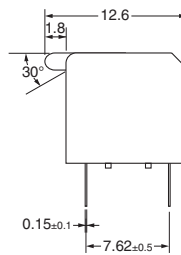
● Piano Actuator (Long)
A6ER-□104



Piano Actuator (short)



Piano Actuator (long)

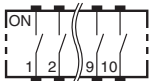


No. of poles	Model		Dimension A
	Piano (short)	Piano (long)	
2	A6ER-2101	A6ER-2104	6.64
3	A6ER-3101	A6ER-3104	9.18
4	A6ER-4101	A6ER-4104	11.72
5	A6ER-5101	A6ER-5104	14.26
6	A6ER-6101	A6ER-6104	16.80
7	A6ER-7101	A6ER-7104	19.34
8	A6ER-8101	A6ER-8104	21.88
9	A6ER-9101	A6ER-9104	24.42
10	A6ER-0101	A6ER-0104	26.96

Note: Unless otherwise specified, a tolerance of ±0.4 mm applies to all dimensions.

■ Internal Connections

Contact Form (Top View)



■ Precautions

Be sure to read the Safety precautions common to all DIP Switches for correct use.

- Application examples provided in this document are for reference only. In actual applications, confirm equipment functions and safety before using the product.
- Consult your OMRON representative before using the product under conditions which are not described in the manual or applying the product to nuclear control systems, railroad systems, aviation systems, vehicles, combustion systems, medical equipment, amusement machines, safety equipment, and other systems or equipment that may have a serious influence on lives and property if used improperly. Make sure that the ratings and performance characteristics of the product provide a margin of safety for the system or equipment, and be sure to provide the system or equipment with double safety mechanisms.

Note: Do not use this document to operate the Unit.



OMRON Corporation
Electronic and Mechanical Components Company

Contact: www.omron.com/ecb

Cat. No. A103-E1-05
1014(0207)(O)

Looking for pricing, stock, or lifecycle information?

Click below to explore more details on WIN SOURCE:

-  [View A6E-4101 on WIN SOURCE](#)
-  [Omron Information](#)

Optimize Your Supply Chain with WIN SOURCE Solutions

-  Global Sourcing Solution
-  Obsolete Management
-  Cost Control Management
-  Shortage Management
-  Alternative Solution
-  Excess Inventory Management