



THE DATASHEET OF PBH6UEENAGX




SERIES PBH SWITCHES

PUSHBUTTON SWITCHES



E-SWITCH®



SPECIFICATIONS

Contact Rating:	100mA @ 30 VDC
Life Expectancy (Mechanical):	30,000 cycles min.
Life Expectancy (Electrical):	10,000 cycles min.
Contact Resistance:	100mΩ max.
Insulation Resistance:	100MΩ min.
Dielectric Strength:	250 VAC for 60 seconds
Actuation Force:	2 Pole: 230 ± 50 g 4 Pole: 280 ± 50 g 6 Pole: 380 ± 50 g
Operating Temperature:	-20° to + 70°C

FEATURES & BENEFITS

- ▶ Up to 6 poles available
- ▶ Latching & momentary functions
- ▶ UL 94V0 material option available

APPLICATIONS/MARKETS

- ▶ Telecommunications
- ▶ Networking
- ▶ Computers/servers
- ▶ Performance audio
- ▶ Instrumentation
- ▶ Low power on/off designs
- ▶ External hard drives and modems

HOW TO ORDER

SERIES PBH	POLE	MECHANICAL CONFIGURATION	BRACKET/ TERMINATION	TIMING	CONTACT MATERIAL	HOUSING/ ACTUATOR MTL	CAP	CAP COLOR
	2U 4U 6U	EE = Latching OA = Momentary	(None) = Std. PC Pin SNP = Snap-In PC Pin KZX = Mounting Bracket	N = Non-shorting	AG = Silver	(None) = UL94-HB V = UL94-V0	X = No Cap See Cap Options	

Example Ordering Number
PBH6UEESNPAGV1RLGR

Specifications subject to change without notice.

TACT SWITCHES
NAVIGATION SWITCHES
PUSHBUTTON SWITCHES
TOGGLE SWITCHES
ROCKER SWITCHES
SLIDE SWITCHES
SNAP-ACTION SWITCHES
DIP SWITCHES
KEYLOCK SWITCHES
ROTARY SWITCHES
DETECTOR SWITCHES
CAP OPTIONS



SERIES PBH SWITCHES

PUSHBUTTON SWITCHES

TACT SWITCHES

NAVIGATION SWITCHES

PUSHBUTTON SWITCHES

TOGGLE SWITCHES

ROCKER SWITCHES

SLIDE SWITCHES

SNAP-ACTION SWITCHES

DIP SWITCHES

KEYLOCK SWITCHES

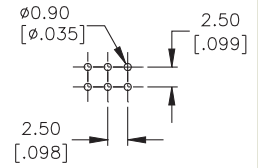
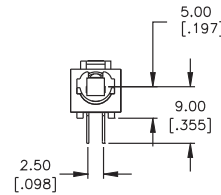
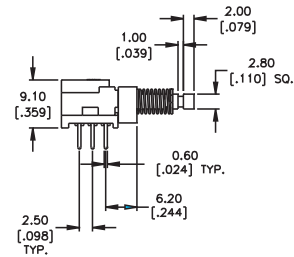
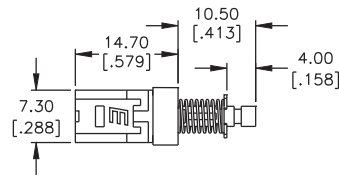
ROTARY SWITCHES

DETECTOR SWITCHES

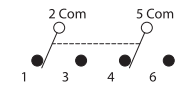
CAP OPTIONS

OPTIONS

2U

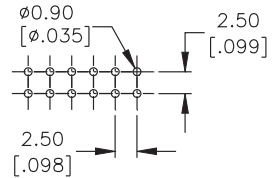
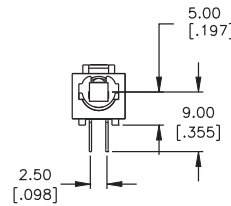
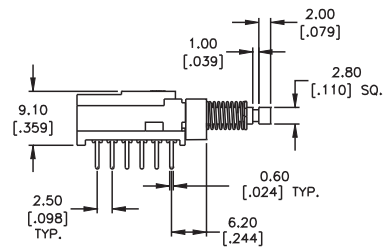
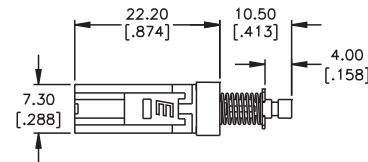


P.C. MOUNTING

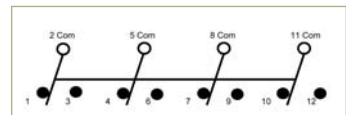


SCHEMATIC

4U

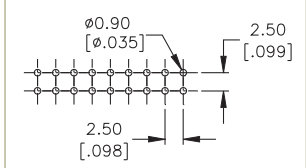
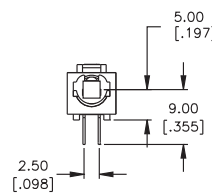
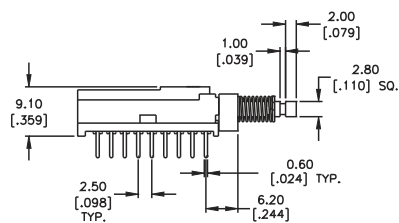
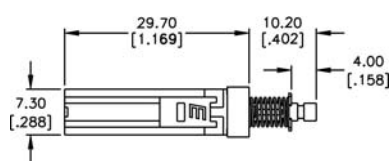


P.C. MOUNTING



SCHEMATIC

6U



P.C. MOUNTING

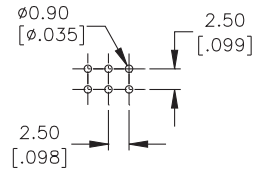
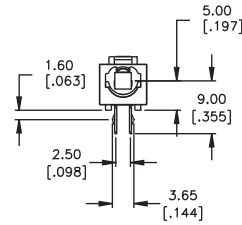
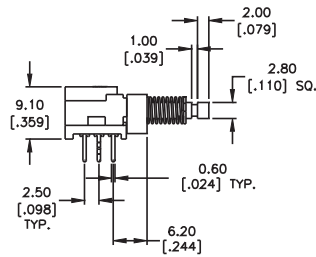
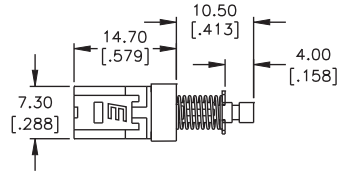


SCHEMATIC

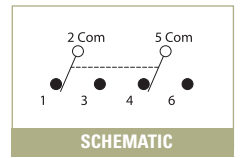
BRACKET/TERMINATION OPTIONS

SNP

SNAP-IN



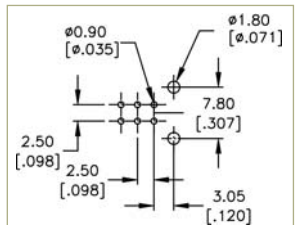
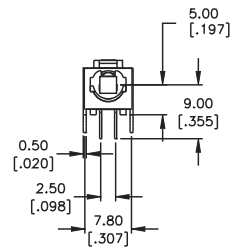
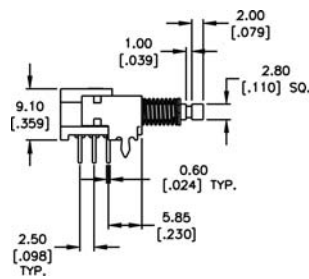
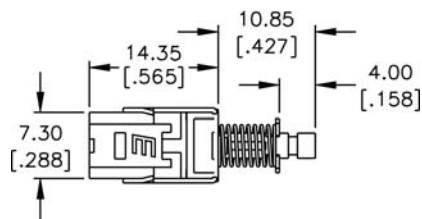
P.C. MOUNTING



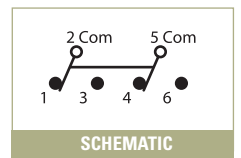
SCHEMATIC

KZX

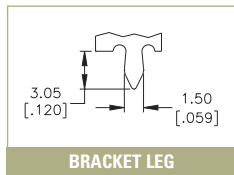
MOUNTING BRACKET



P.C. MOUNTING



SCHEMATIC



BRACKET LEG

TACT SWITCHES

NAVIGATION SWITCHES

PUSHBUTTON SWITCHES

TOGGLE SWITCHES

ROCKER SWITCHES

SLIDE SWITCHES

SNAP-ACTION SWITCHES

DIP SWITCHES

KEYLOCK SWITCHES

ROTARY SWITCHES

DETECTOR SWITCHES

CAP OPTIONS

Looking for pricing, stock, or lifecycle information?

Click below to explore more details on WIN SOURCE:

- ⊖ [View PBH6UEENAGX on WIN SOURCE](#)
- ⊖ [E-Switch Information](#)

Optimize Your Supply Chain with WIN SOURCE Solutions

- ✓ Global Sourcing Solution
- ✓ Obsolete Management
- ✓ Cost Control Management
- ✓ Shortage Management
- ✓ Alternative Solution
- ✓ Excess Inventory Management