



**THE DATASHEET OF  
NTCS0805E3104SMT**



## SMD MELF SOD80, Glass Encapsulated NTC Thermistors



### FEATURES

- Small diameter down to 1.7 mm
- Quick response time down to 0.9 s
- Resistant to corrosive atmospheres and harsh environments
- Wide temperature range from -40 °C to +150 °C
- Available on tape
- Material categorization: for definitions of compliance please see [www.vishay.com/doc?99912](http://www.vishay.com/doc?99912)



**RoHS**  
COMPLIANT  
**HALOGEN**  
**FREE**

QUICK REFERENCE DATA		
PARAMETER	VALUE	UNIT
Resistance value at 25 °C	10K to 100K	Ω
Tolerance on $R_{25}$ -value	± 5	%
$B_{25/85}$ -value	3977	K
Tolerance on $B_{25/85}$ -value	± 1.3	%
Operating temperature range	-40 to +150	°C
Maximum power dissipation at 55 °C	100	mW
Dissipation factor	2.5	mW/K
Response time	0.9	s
Thermal time constant $\tau$	6	s
Weight	≈ 0.03	g

### APPLICATIONS

Temperature measurement, sensing and control:

- Domestic appliances
- Industrial process control

### DESCRIPTION

These thermistors consist of a micro chip clamped between Dumet electrodes in a glass sealing with tin plated terminations. Only available in tape and reel packaging.

### DESIGN-IN SUPPORT

For complete curve computation, please visit:

[www.vishay.com/thermistors/ntc-curve-list/](http://www.vishay.com/thermistors/ntc-curve-list/)

### MOUNTING

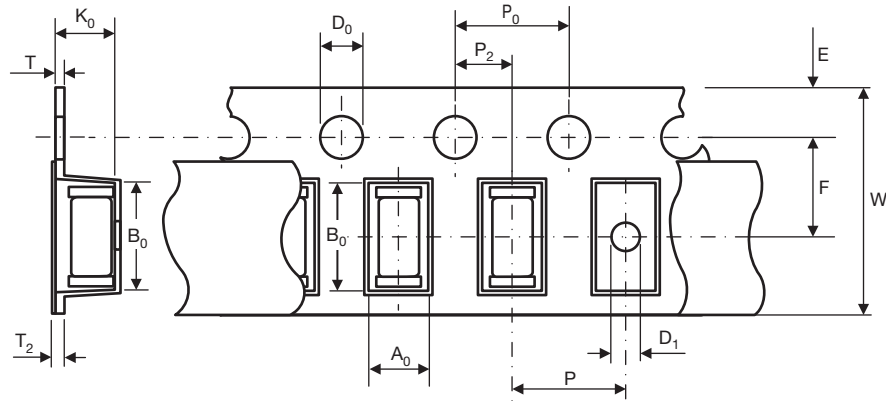
By soldering. Not intended for potting or automotive applications.

ELECTRICAL DATA AND ORDERING INFORMATION				
$R_{25}$ (Ω)	$R_{25}$ -TOL. (± %)	$B_{25/85}$ (K)	$B_{25/85}$ -TOL. (± %)	SAP MATERIAL AND ORDERING NUMBER
10 000	5	3977	1.3	NTCSMELFE3103JT
20 000	5	3977	1.3	NTCSMELFE3203JT
30 000	5	3977	1.3	NTCSMELFE3303JT
100 000	5	3977	1.3	NTCSMELFE3104JT

DIMENSIONS in millimeters		
$L_1$	$L_2$	$\varnothing D$
3.5 ± 0.35	0.35 ± 0.1	1.55 ± 0.15

**PACKAGING**
**BLISTER TAPE ON REEL**

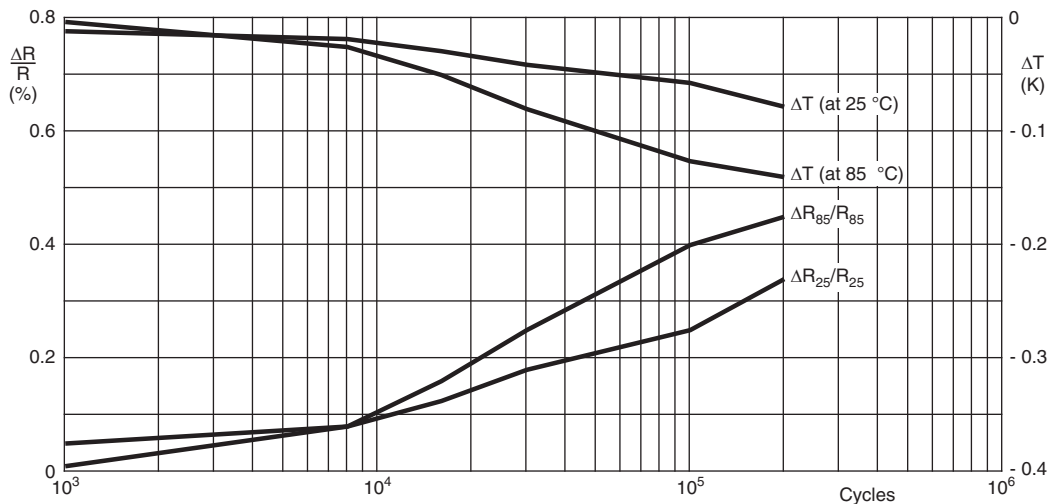
Packed in an 8 mm wide blister tape on a 180 mm reel, according to IEC 60286-3



DIMENSIONS in millimeters	
PARAMETER	VALUE
A <sub>0</sub>	2.1 + 0.3 / - 0.0
B <sub>0</sub> min.	3.8
K <sub>0</sub>	2.1 + 0.3 / - 0.0
W	8 ± 0.2
F	3.5 ± 0.1
E	1.75 ± 0.1
P	4.0 ± 0.1
P <sub>0</sub>	4.0 ± 0.1
P <sub>2</sub>	2.0 ± 0.05
D <sub>0</sub>	1.5 ± 0.1
D <sub>1</sub>	1.0 ± 0.1
T max.	0.4
T <sub>2</sub> max.	0.5

**STABILITY CHARACTERISTICS**

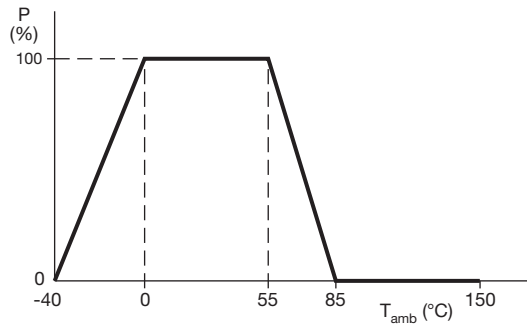
Stability of glass encapsulated NTCs in thermal shock test (200 000 cycles -40 °C / +200 °C). Tested on non-soldered parts.





### DERATING

Power derating curve



#### Note

- Zero power is considered as measuring power max. 1 % of max. power

For complete curve computation, visit: [www.vishay.com/thermistors/ntc-curve-list/](http://www.vishay.com/thermistors/ntc-curve-list/).

RESISTANCE VALUES AT INTERMEDIATE TEMPERATURES FOR NTCSMELFE3								
TEMPERATURE (°C)	R <sub>T</sub> /R <sub>25</sub>	R for 10 kΩ	R for 20 kΩ	R for 30 kΩ	R for 100 kΩ	R-TOL. (± %)	α (%/K)	T-TOL. (± °C)
-40	33.21	332 094	664 187	996 281	3 320 936	10.08	-6.62	1.52
-35	23.99	239 900	479 799	719 699	2 398 996	9.59	-6.39	1.50
-30	17.52	175 200	350 399	525 599	1 751 996	9.12	-6.18	1.48
-25	12.93	129 287	258 574	387 861	1 292 869	8.67	-5.98	1.45
-20	9.636	96 358	192 716	289 074	963 582	8.24	-5.78	1.42
-15	7.250	72 500	145 001	217 501	725 004	7.82	-5.60	1.40
-10	5.505	55 046	110 092	165 138	550 459	7.42	-5.42	1.37
-5	4.216	42 157	84 314	126 471	421 570	7.04	-5.25	1.34
0	3.255	32 554	65 108	97 663	325 542	6.67	-5.09	1.31
5	2.534	25 339	50 677	76 016	253 386	6.31	-4.93	1.28
10	1.987	19 872	39 744	59 617	198 722	5.96	-4.79	1.25
15	1.570	15 698	31 397	47 095	156 985	5.63	-4.64	1.21
20	1.249	12 488	24 975	37 463	124 877	5.31	-4.51	1.18
25	1.000	10 000	20 000	30 000	100 000	5.00	-4.38	1.14
30	0.8059	8059	16118	24 177	80 591	5.30	-4.25	1.25
35	0.6535	6535	13069	19 604	65 347	5.59	-4.13	1.35
40	0.5330	5330	10660	15 990	53 299	5.87	-4.02	1.46
45	0.4372	4372	8743	13 115	43 717	6.14	-3.91	1.57
50	0.3605	3605	7211	10 816	36 053	6.41	-3.80	1.69
55	0.2989	2989	5977	8966	29887	6.66	-3.70	1.80
60	0.2490	2490	4980	7470	24900	6.91	-3.60	1.92
65	0.2084	2084	4169	6253	20844	7.15	-3.51	2.04
70	0.1753	1753	3506	5259	17530	7.39	-3.42	2.16
75	0.1481	1481	2962	4443	14809	7.61	-3.33	2.29
80	0.1256	1256	2513	3769	12564	7.84	-3.25	2.41
85	0.1070	1070	2141	3211	10703	8.05	-3.17	2.54
90	0.09154	915.4	1831	2746	9154	8.26	-3.09	2.67
95	0.07860	786.0	1572	2358	7860	8.46	-3.01	2.81
100	0.06773	677.3	1355	2032	6773	8.66	-2.94	2.95
105	0.05857	585.7	1171	1757	5857	8.85	-2.87	3.08
110	0.05083	508.3	1017	1525	5083	9.04	-2.80	3.23
115	0.04426	442.6	885.2	1328	4426	9.22	-2.74	3.37
120	0.03866	386.6	773.2	1160	3866	9.40	-2.67	3.52
125	0.03387	338.7	677.5	1016	3387	9.57	-2.61	3.66
130	0.02977	297.7	595.4	893.1	2977	9.74	-2.55	3.81
135	0.02624	262.4	524.8	787.2	2624	9.91	-2.50	3.97
140	0.02319	231.9	463.8	695.7	2319	10.07	-2.44	4.12
145	0.02055	205.5	411.1	616.6	2055	10.23	-2.39	4.28
150	0.01826	182.6	365.3	547.9	1826	10.38	-2.34	4.44



## Disclaimer

ALL PRODUCT, PRODUCT SPECIFICATIONS AND DATA ARE SUBJECT TO CHANGE WITHOUT NOTICE TO IMPROVE RELIABILITY, FUNCTION OR DESIGN OR OTHERWISE.

Vishay Intertechnology, Inc., its affiliates, agents, and employees, and all persons acting on its or their behalf (collectively, "Vishay"), disclaim any and all liability for any errors, inaccuracies or incompleteness contained in any datasheet or in any other disclosure relating to any product.

Vishay makes no warranty, representation or guarantee regarding the suitability of the products for any particular purpose or the continuing production of any product. To the maximum extent permitted by applicable law, Vishay disclaims (i) any and all liability arising out of the application or use of any product, (ii) any and all liability, including without limitation special, consequential or incidental damages, and (iii) any and all implied warranties, including warranties of fitness for particular purpose, non-infringement and merchantability.

Statements regarding the suitability of products for certain types of applications are based on Vishay's knowledge of typical requirements that are often placed on Vishay products in generic applications. Such statements are not binding statements about the suitability of products for a particular application. It is the customer's responsibility to validate that a particular product with the properties described in the product specification is suitable for use in a particular application. Parameters provided in datasheets and / or specifications may vary in different applications and performance may vary over time. All operating parameters, including typical parameters, must be validated for each customer application by the customer's technical experts. Product specifications do not expand or otherwise modify Vishay's terms and conditions of purchase, including but not limited to the warranty expressed therein.

Hyperlinks included in this datasheet may direct users to third-party websites. These links are provided as a convenience and for informational purposes only. Inclusion of these hyperlinks does not constitute an endorsement or an approval by Vishay of any of the products, services or opinions of the corporation, organization or individual associated with the third-party website. Vishay disclaims any and all liability and bears no responsibility for the accuracy, legality or content of the third-party website or for that of subsequent links.

Vishay products are not designed for use in life-saving or life-sustaining applications or any application in which the failure of the Vishay product could result in personal injury or death unless specifically qualified in writing by Vishay. Customers using or selling Vishay products not expressly indicated for use in such applications do so at their own risk. Please contact authorized Vishay personnel to obtain written terms and conditions regarding products designed for such applications.

No license, express or implied, by estoppel or otherwise, to any intellectual property rights is granted by this document or by any conduct of Vishay. Product names and markings noted herein may be trademarks of their respective owners.

## Looking for pricing, stock, or lifecycle information?

Click below to explore more details on WIN SOURCE:

 [View NTCS0805E3104SMT on WIN SOURCE](#)

 [Vishay Information](#)

## Optimize Your Supply Chain with WIN SOURCE Solutions

-  Global Sourcing Solution
-  Obsolete Management
-  Cost Control Management
-  Shortage Management
-  Alternative Solution
-  Excess Inventory Management