



**THE DATASHEET OF
ASE1E-2M-10-Z**




ASE

Washable

RoHS Compliant

Hyper-miniature Slide Switches

UL



Features

1. High Contact Reliability

Twin-contact clip mechanism for high contact reliability

2. Immersion washable type

3. Gold-plated contacts suitable for low current applications

4. For PC board mounting

5. Improved operability

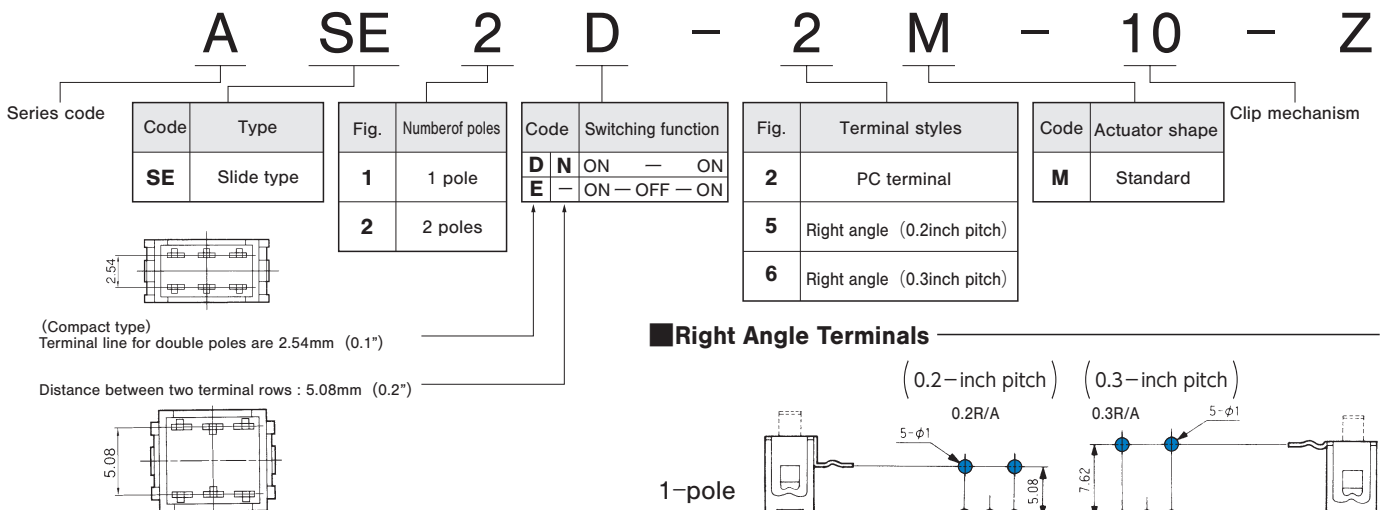
The independent detent structure provides a light operating touch.

6. UL-recognized

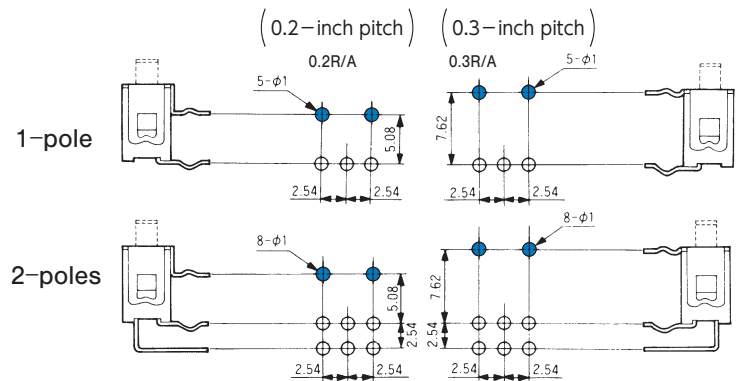
Specifications

Rating	0.4VA AC/DC	Voltage range	20mV~60V
		Current range	1μA~50mA
	Max.	50mA 60VAC/DC	
	Min.	1μA 20mVAC/DC	
	UL	48VAC/DC 50mA	
Initial contact resistance	50mΩ max.	(1.5mA 200μVAC)	
Dielectric strength	250VAC 1 minute		
Initial insulation resistance	500MΩ min.	(500VDC)	
Electrical life	10,000 cycles at max. rating. 50,000 cycles at min. rating or 0.4VA		
Operating force	0.69~4.9N		
Operating temperature range	-20°C~+85°C		
Storage temperature range	-40°C~+85°C		

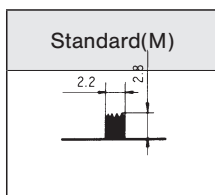
Part Numbering



Right Angle Terminals



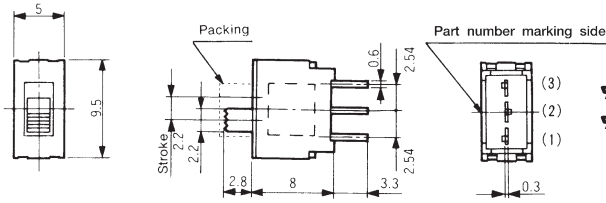

Actuator Shape



ASE

SPDT

PC




Switching function	Viewed from part No. marking side		
Part No.			
ASE1D-2M-10-Z	ON	-	ON
☆ ASE1E-2M-10-Z	ON	OFF	ON
Connecting terminals	2-1	-	2-3

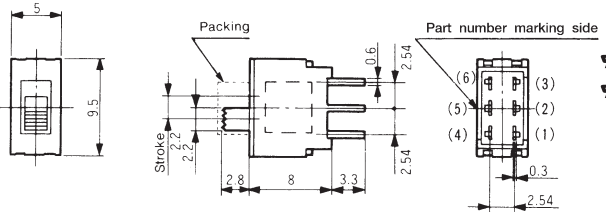
Terminal numbers are not shown on the switch.

DPDT

PC



Distance between two terminal rows : 2.54 mm




Switching function	Viewed from part No. marking side		
Part No.			
ASE2D-2M-10-Z	ON	-	ON
★ ASE2E-2M-10-Z	ON	OFF	ON
Connecting terminals	2-1 5-4	-	2-3 5-6

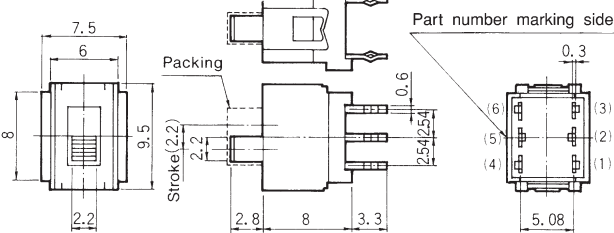
Terminal numbers are not shown on the switch.

DPDT

PC



Distance between two terminal rows : 5.08 mm




Switching function	Viewed from part No. marking side		
Part No.			
☆ ASE2N-2M-10-Z	ON	-	ON
Connecting terminals	2-1 5-4	-	2-3 5-6

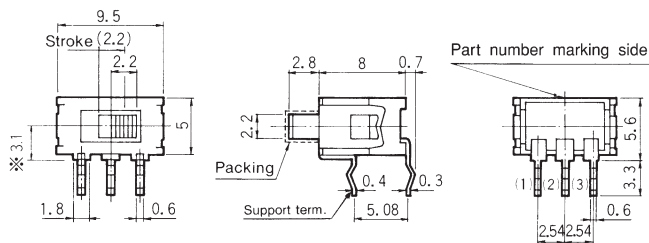
Terminal numbers are not shown on the switch.

SPDT

0.2R/A



Mounting height : 3.1 mm




Switching function	Viewed from part No. marking side		
Part No.			
ASE1D-5M-10-Z	ON	-	ON
Connecting terminals	2-1	-	2-3

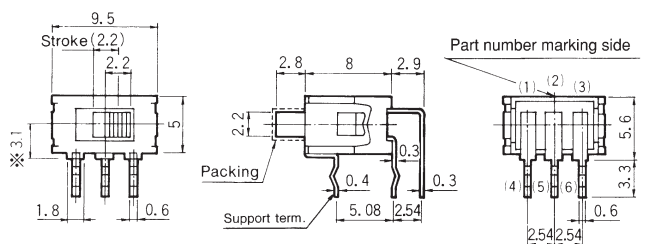
Terminal numbers are not shown on the switch.

DPDT

0.2R/A



Mounting height : 3.1 mm



Switching function	Viewed from part No. marking side		
Part No.			
ASE2D-5M-10-Z	ON	-	ON
Connecting terminals	2-1 5-4	-	2-3 5-6


Terminal numbers are not shown on the switch.

★ : Made to order products.
☆ : Semi-standard products.

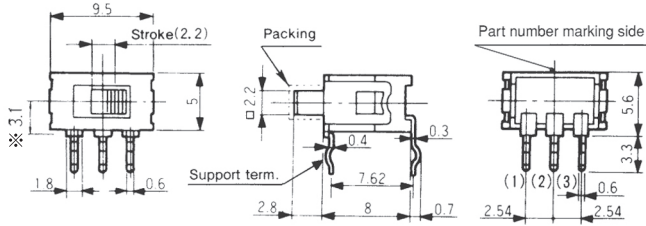
● The actuator is sealed with a white-colored packing. Remove the packing with tweezers after the washing process.

SPDT

0.3R/A



Mounting height : 3.1 mm




Switching function	Viewed from part No. marking side		
Part No.	ASE1D-6M-10-Z	-	ASE1E-6M-10-Z
Connecting terminals	2-1	-	2-3

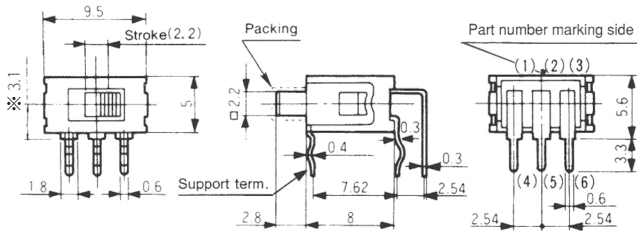
Terminal numbers are not shown on the switch.

DPDT

0.3R/A



Mounting height : 3.1 mm




Switching function	Viewed from part No. marking side		
Part No.	☆ ASE2D-6M-10-Z	-	ASE2E-6M-10-Z
Connecting terminals	2-1 5-4	-	2-3 5-6

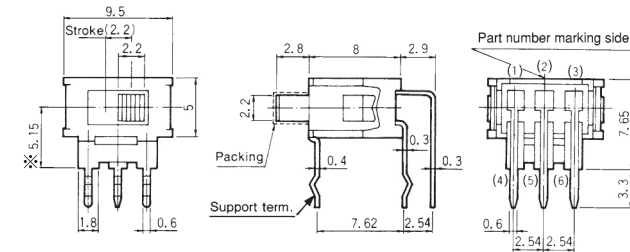
Terminal numbers are not shown on the switch.

DPDT

0.3R/A



Mounting height : 5.15 mm



Switching function	Viewed from part No. marking side		
Part No.	★ ASE2N-6M-10-Z	-	ASE2E-6M-10-Z
Connecting terminals	2-1 5-4	-	2-3 5-6

Terminal numbers are not shown on the switch.

Mounting Height

Switching function	D·E	N
Mounting		

Optional Accessories

(Supplied separately)

Part Name	Bracket
Part No.	140000640324
Dimensions	


PC Hole Layouts

Series	P/C terminal		Right Angle terminal	
	Without bracket	With bracket	0.2inch pitch	0.3inch pitch
ASE1D ASE1E				
ASE2D ASE2E				
ASE2N				

★ : Made to order products.

☆ : Semi-standard products.

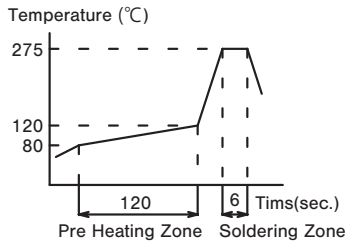
Bracket Installation Procedure



Handling Precautions

1. Soldering Specifications

- (1) Manual Soldering
 - Device : Soldering iron
 - 380°C, Max.; 3 seconds, Max.
- (2) Auto Soldering
 - Device : Jet wave type or dip type
 - 275°C, Max.; 6 seconds, Max.
 - Pre-heating should be done at temperatures ranging from 80°C to 120°C and within 120 sec.



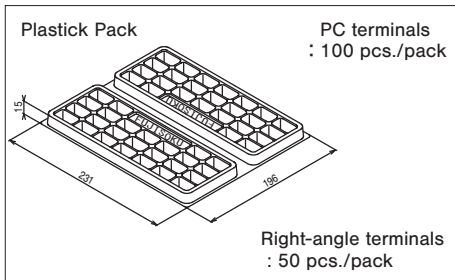
2. Flux Cleaning

- (1) Solvent : Fluorine or Alcohol type.
- (2) Cleaning after soldering should be done after the terminal temperature falls to 90°C or below, or after leaving the switch for five minutes or longer at room temperature.
 - AS series are not process sealed and are not washable. If the PC board is to be cleaned, clean the soldering surface of substrate with a brush so that the switch is not exposed to the cleaning solution.
- (3) Do not use ultrasonic cleaning system.

3. Mounting of Switch

- (1) Use the PC boards of $\phi 1$ holes.
- (2) Do not bend the terminals before mounting the switch on the PC board.
- (3) After mounting the switch, do not place the device in such a way that the device weight will be applied on the knob, etc. of the switch.
- (4) Do not apply load exceeding 12.7 N (1.3 kgf) to the knob. Use a bracket (optional accessory) if the load is expected to exceed 12.7 N (1.3 kgf). The strength of the knob will be reinforced to 29.4 N (3 kgf) max.

Packaging Specifications



UL Recognized / CSA Certified

Part No.
ASE1D-2M-10-Z
ASE1E-2M-10-Z
ASE2D-2M-10-Z
ASE2E-2M-10-Z
ASE2N-2M-10-Z
ASE1D-5M-10-Z
ASE2D-5M-10-Z
ASE1D-6M-10-Z
ASE2D-6M-10-Z
ASE2N-6M-10-Z

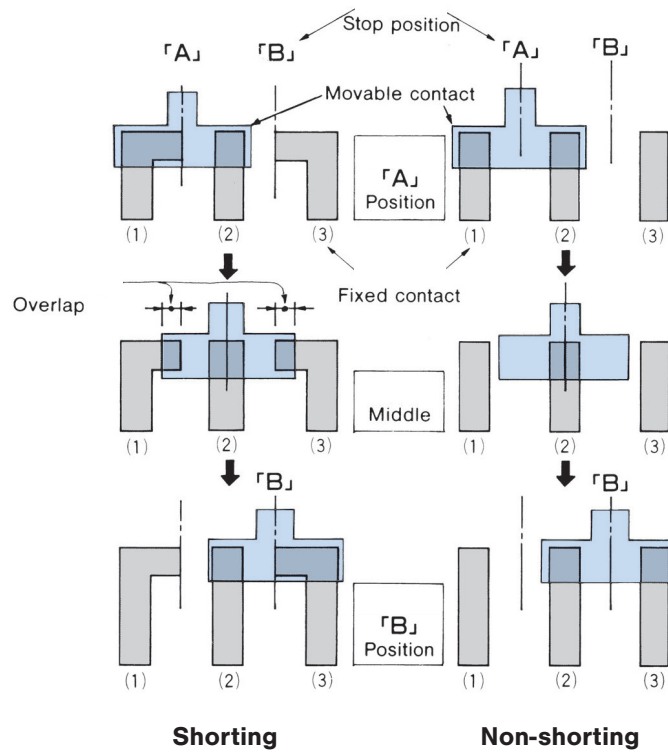
Even if the products are of UL-or CSA-approved ones, The products in stock do not carry the UL mark of the CSA mark.
 When placing an order, be sure to specify "With UL/CSA Mark." For the products with the UL mark or the CSA mark, extra costs will be added.

UL File No.E43275
 CSA File No.LR38341

■ Shorting (Make-Before-Break)

A switch which momentarily connects both circuits when the actuator is moved from Point A to B in the below figure.



All switches which are not marked as "Shorting" are "Non-shorting" (Break-Before-Make).



[Fig.1]

Looking for pricing, stock, or lifecycle information?

Click below to explore more details on WIN SOURCE:

-  [View ASE1E-2M-10-Z on WIN SOURCE](#)
-  [Nidec Copal Electronics Information](#)

Optimize Your Supply Chain with WIN SOURCE Solutions

-  Global Sourcing Solution
-  Obsolete Management
-  Cost Control Management
-  Shortage Management
-  Alternative Solution
-  Excess Inventory Management