




THE DATASHEET OF CT-94EW203



18 TURNS CERMET TRIMMERS **CT-94**

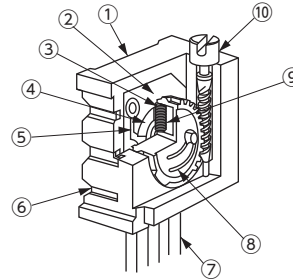
RoHS compliant



FEATURES

- RoHS compliant
- Thin body design (4.8 mm thick)
- 18 turns, sealed, precision type
- Resin material is UL Recognized 94V-0 (Excluding adhesives)

INTERNAL STRUCTURE



Part name	Material
① Housing	PBT (Polybutyleneterephthalate)
② Base element	Ceramic
③ Wiper	Multi metal alloy
④ Resistive element	RuO ₂ cermet
⑤ Electrode	Ag-Pd cermet
⑥ Adhesive	Epoxy
⑦ Terminal pin	Copper, Tin-plated
⑧ Rotor gear	PA (Polyamide)
⑨ Rubber cushion	Silicone rubber
⑩ Shaft	Brass, Nickel-plated

PART NUMBER DESIGNATION

CT - 94 E W 1 kΩ (1 0 2)

Series name

Terminal pin

E : Sn (Lead-free)

Product shape

W, Y : Top adjustment



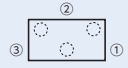
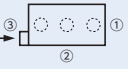

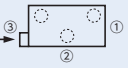
X, P, Z : Side adjustment

Resistance code

Resistance value

※ Please refer to the LIST OF PART NUMBERS when placing orders.

LIST OF PART NUMBERS

Adjustment position	Shape of terminal (Top view)	Form of packaging	Pieces in package
		Plastic bag	
Top adjustment 		CT-94EW	50 pcs./ pack
		CT-94EY	
Side adjustment (1 Adjustment direction)		CT-94EX	
		CP-94EP	
		CT-94EZ	

ELECTRICAL CHARACTERISTICS

Nominal resistance range	10 Ω ~ 2 MΩ
Resistance tolerance	± 10 %
Power ratings	0.5 W (70 °C) 0 W (125 °C)
Resistance law	Linear law (B)
Maximum input voltage	DC300 V or power rating, whichever is smaller
Maximum wiper current	100 mA or power rating, whichever is smaller
Effective electrical turn	15 turns
End resistance	1 % or 2 Ω, whichever is greater
C.R.V.	1 % or 3 Ω, whichever is greater
Operating temp. range	-55 ~ 125 °C
Temp. coefficient	10 Ω, 20 Ω : ± 250 10 ⁻⁶ /°C maximum 50 Ω ~ 2 MΩ : ± 100 10 ⁻⁶ /°C maximum
Insulation resistance	1000 MΩ minimum (DC500 V)
Dielectric strength	AC900 V, 60 s
Net weight	Approx. 0.88 g (CT-94EP) Approx. 0.92 g (CT-94EW, EX, EY, EZ)

Nominal resistance values

⊖10 Ω	⊖20 Ω	50 Ω	100 Ω	200 Ω	500 Ω	1 kΩ	2 kΩ	5 kΩ	
10 kΩ	20 kΩ	⊖25 kΩ	50 kΩ	100 kΩ	200 kΩ	⊖250 kΩ	500 kΩ	1 MΩ	2 MΩ

Fig.1

※ The above part numbers are all available with the respective combination of <Nominal resistance values> (Fig. 1).

※ Verify the above part numbers when placing orders.

The products indicated by ⊖ mark are manufactured upon receipt of order basis.

MECHANICAL CHARACTERISTICS

Mechanical turn	18 turns
Operating torque	35 mN·m {357 gf·cm} maximum
Mechanical stop	Clutch action
Rotational life	200 cycles [$\Delta R/R \leq \pm (2 \Omega + 3 \%)$]
Terminal strength	10 N {1.02 kgf} minimum (Tensile strength)
Thrust to shaft	10 N {1.02 kgf} minimum
Solderability	245 ± 3 °C, 2 ~ 3 s

{ } : 参考値 Reference only

ENVIRONMENTAL CHARACTERISTICS

Test item	Test conditions	Specifications
Thermal shock	-65 ~ 125 °C (0.5 h), 5 cycles	$[\Delta R/R \leq 1 \%]$ [S.S. $\leq 1 \%$]
Humidity	-10 ~ 65 °C (Relative humidity 80 ~ 98 %), 10 cycles, 240 h	$[\Delta R/R \leq 2 \%]$
Shock	981 m/s ² , 6 ms 6 directions for 3 times each	$[\Delta R/R \leq 1 \%]$ [S.S. $\leq 1 \%$]
Vibration	Amplitude 1.52 mm or Acceleration 196 m/s ² , 10 ~ 2000 Hz, 3 directions, 12 times each	
Load life	70 °C, 0.5 W, 1000 h	$[\Delta R/R \leq 3 \%]$ [S.S. $\leq 1 \%$]
Low temp. operation	-55 °C, 2 h	$[\Delta R/R \leq 2 \%]$ [S.S. $\leq 2 \%$]
High temp. exposure	125 °C, 250 h	$[\Delta R/R \leq 3 \%]$ [S.S. $\leq 2 \%$]
Immersion seal	85 °C, 60 s	No leaks (No continuous bubbles)
Soldering heat	Flow: 260 ± 3 °C, 5 ~ 6 s, two times maximum Manual soldering: 380 ± 10 °C, 3 ~ 4 s	$[\Delta R/R \leq 1 \%]$

$\Delta R/R$: Change in total resistance
S.S. : Setting stability

CT-94

CERMET TRIMMERS

MAXIMUM INPUT RATINGS

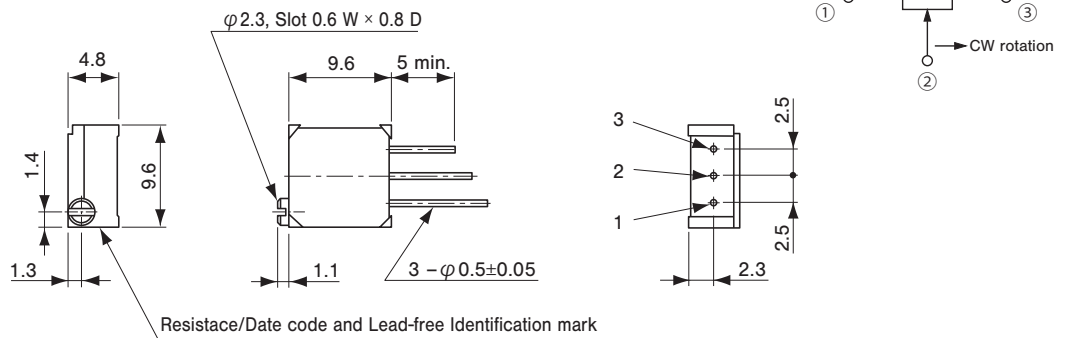
Nominal resistance values (Ω)	Resistance code	Maximum input voltage (V)	Maximum wiper current (mA)
⊕ ⊖ 10 20 50 100 200 500	100 200 500 101 201 501	1.00 2.00 5.00 7.07 10.0 15.8	100 100 100 70.7 50.0 31.6
⊖ 1 k 2 k 5 k 10 k 20 k 25 k 50 k	102 202 502 103 203 253 503	22.4 31.6 50.0 70.7 100 112 158	22.4 15.8 10.0 7.07 5.00 4.48 3.16
⊖ 100 k 200 k 250 k 500 k 1 M 2 M	104 204 254 504 105 205	224 300 300 300 300 300	2.24 1.50 1.20 0.60 0.30 0.15

The products indicated by ⊖ mark are manufactured upon receipt of order basis.

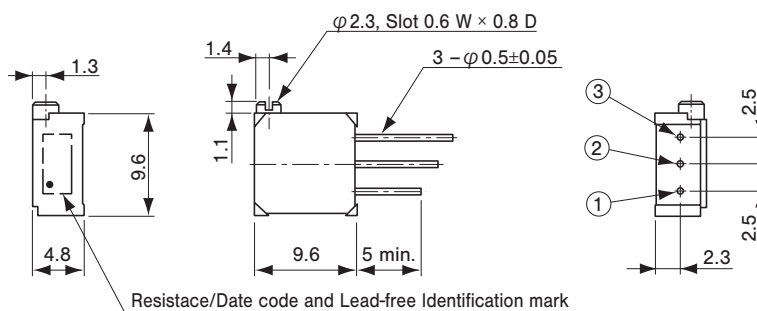
OUTLINE DIMENSIONS

Unless otherwise specified, tolerance: ± 0.3 (Unit: mm)

CT-94EW Top adjustment



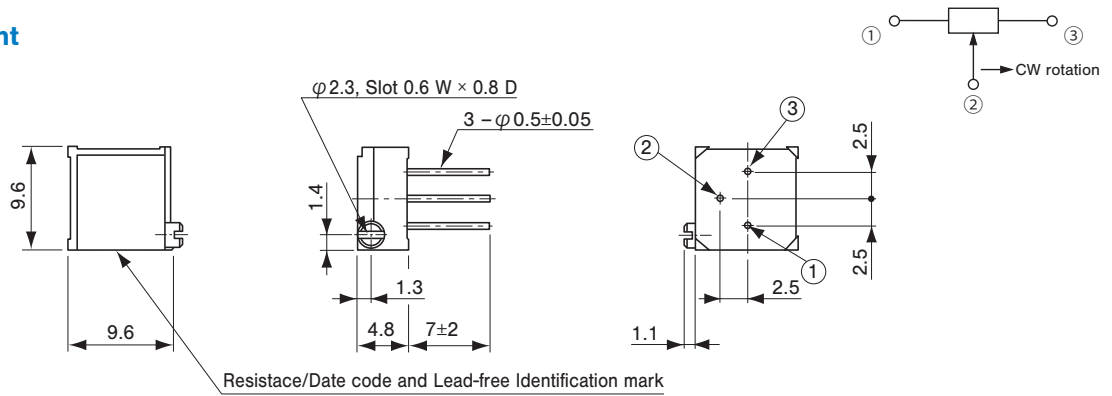
CT-94EX Side adjustment



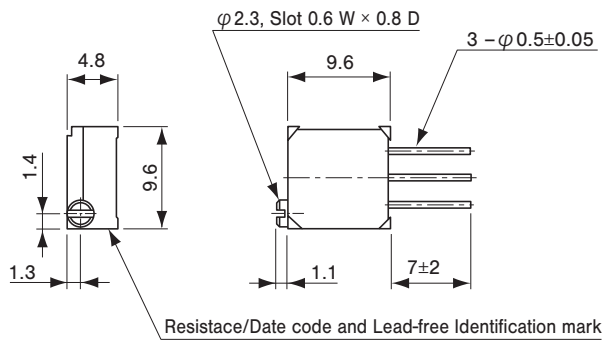
OUTLINE DIMENSIONS

Unless otherwise specified, tolerance: ± 0.3 (Unit: mm)

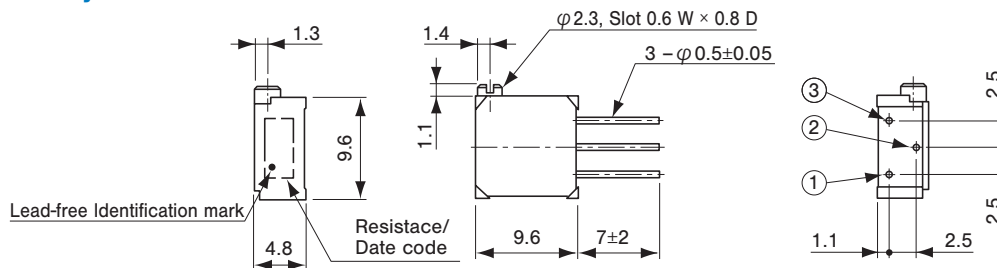
CT-94EP Side adjustment



CT-94EY Top adjustment



CT-94EZ Side adjustment





PACKAGING SPECIFICATIONS

<Bulk pack specifications>

- Unit of bulk in a plastic bag is 50 pcs. per pack.
- Boxing of bulk in a plastic bag is performed with 100 pcs. per box.

Looking for pricing, stock, or lifecycle information?

Click below to explore more details on WIN SOURCE:

-  [View CT-94EW203 on WIN SOURCE](#)
-  [Nidec Copal Electronics Information](#)

Optimize Your Supply Chain with WIN SOURCE Solutions

-  Global Sourcing Solution
-  Obsolete Management
-  Cost Control Management
-  Shortage Management
-  Alternative Solution
-  Excess Inventory Management