



**THE DATASHEET OF
ACPM-9205-BLK**



ACPM-9205

CDMA BC0 GPIO APT PA

2.0 mm × 2.5 mm

Power Amplifier Module

Product Brief



Description

The ACPM-9205 is a fully matched 10-pin surface mount power amplifier module developed for CDMA BC0, and it meets stringent linearity power up to CDMA2K 26.5 dBm. The 2 mm × 2.5 mm form-factor package is self contained, and it incorporates 50-ohm input and output matching networks.

The ACPM-9205 features CoolPAM circuit technology that supports two power modes—low and high. The CoolPAM is a stage bypass technology that enhances PAE (power added efficiency) at low power range. The stage bypass feature enhances PAE further at low output range, and it enables the PA to have exceptionally low quiescent current. Without a DC-DC converter, it dramatically saves average current consumption, extends the talk time of mobiles, and prolongs the battery life. It can be used with the APT (average power tracking) operation to reduce the power consumption when VCC1 is connected to the battery and VCC2 is connected to a DC-DC converter, which adjusts the VCC2 voltage according to the output power level.

A directional coupler is integrated into the module, and both coupling and isolation ports are available externally, which support a daisy chain. The integrated coupler has excellent coupler directivity, which minimizes the coupled output power variation or delivered power variation caused by a load mismatch from the antenna.

The power amplifier is manufactured on an advanced InGaP HBT (hetero-junction bipolar transistor) MMIC (microwave monolithic integrated circuit) technology that offers state-of-the-art reliability, temperature stability, and ruggedness.

Features

- Thin package (0.93 mm typical)
- Excellent linearity in APT mode
- Two-mode power control with Vmode
- Compatible with the APT application
- High efficiency at maximum output power
- Ten-pin surface mounting package
- Internal 50-ohm matching networks for both RF input and output
- Integrated coupler
- Green – Lead-free and RoHS compliant

Applications

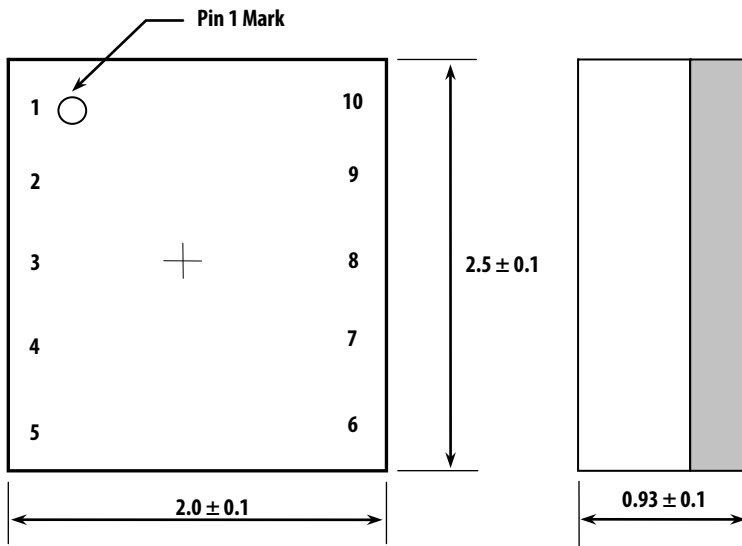
- CDMA cellular handsets

Ordering Information

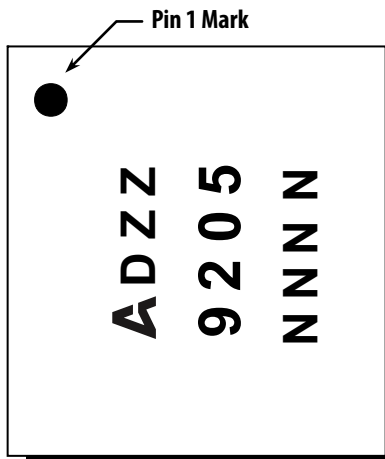
Part Number	Number of Devices	Container
ACPM-9205-TR1	1,000	178 mm (7 in.) tape/reel

Package Dimensions

All dimensions are in millimeters.



Marking Specification



- D – Date Code
- ZZ – Assembly Lot Identification
- 9205 – Device Code

Pin Description

Pin #	Name	Description
1	VCC1	DC supply voltage, connect to bias circuitry with a fixed voltage (higher than 3.2V)
2	RFIN	RF input
3	NC	NC
4	Vmode	Mode control
5	Ven	PA enable
6	CPL	Coupling port of coupler
7	GND	Ground
8	ISO	Isolation port of coupler
9	RFOUT	RF output
10	VCC2	DC supply voltage, connect to the RF stages' collector to which APT is applied (0.5V~3.5V)

For product information and a complete list of distributors, please go to our web site:

www.avagotech.com

Avago, Avago Technologies, and the A logo are trademarks of Avago Technologies in the United States and other countries. All other brand and product names may be trademarks of their respective companies.

Data subject to change. Copyright © 2015 Avago Technologies. All Rights Reserved.



AV02-4844EN – 2015-03-24

AVAGO
TECHNOLOGIES



Looking for pricing, stock, or lifecycle information?

Click below to explore more details on WIN SOURCE:

-  [View ACPM-9205-BLK on WIN SOURCE](#)
-  [Broadcom Limited Information](#)

Optimize Your Supply Chain with WIN SOURCE Solutions

-  Global Sourcing Solution
-  Obsolete Management
-  Cost Control Management
-  Shortage Management
-  Alternative Solution
-  Excess Inventory Management