




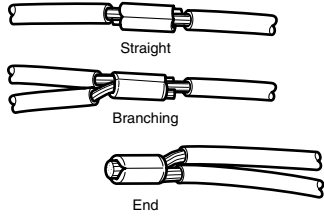
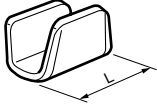
THE DATASHEET OF SPC-40T





SPC SPLICE

Wire-to-wire splices



This wire-to-wire splice is used extensively for straight, branching, and end connections.

Model No.	Applicable wire(reference)	Finish	Dimension L (mm)	Thickness (mm)	Q'ty / reel
	Total cross sectional area(mm ²)				
SPC-01	0.2~0.5	—	4.2	0.25	12,000
SPC-01T		Tin-plated			
SPC-20	0.4~1.4	—	5.5	0.5	10,000
SPC-20T		Tin-plated			
SPC-40	0.5~1.7	—	5.7	0.5	10,000
SPC-40T		Tin-plated			


Material

Brass

RoHS compliance

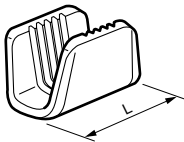
Note: The "Applicable wire" shown above is for reference only. Contact JST for the evaluation test on the wire to be used, especially when using special wires such as solid wires, tin-plated wires, or those of non-annealed copper material.

Contact	Crimping machine	Applicator		
		Crimp applicator	Dies	Crimp applicator with dies
SPC-01(T)	AP-K2N	MKS-L	MK/SPC-01	APLMK SPC01
		—	—	—
SPC-20(T)		MKS-L	MK/SPC-20	APLMK SPC20
		—	—	—
SPC-40(T)		MKS-L	MK/SPC-40	APLMK SPC40
		—	—	—



PIERCING SPLICE

Wire-to-wire splices



This splice, like the SPC terminal, has special channels inside its crimp areas so that insulation-coated windings (magnet wire like enamel-coated wire, etc.) can be electrically connected without removing the insulation coating. It is suited for connections between the windings of motors, relays and other rotating devices, and the connections between the windings and the leads of such devices.

Model No.	Applicable wire(reference)	Finish	Dimension L (mm)	Thickness (mm)	Q'ty / reel
	Total cross sectional area(mm ²)				
PSL-40	0.6~1.0	—	5.5	0.5	10,000
PSL-40T		Tin-plated			
PSL-60	0.7~1.8	—	5.7	0.5	10,000
PSL-60T		Tin-plated			
PSL-80	1.5~3.5	—	5.5	0.5	10,000
PSL-80T		Tin-plated			

Material

Brass

RoHS compliance

Note: 1. The applicable wire size (total sectional area) above serves as a basic guideline. Before use, the performance of this connector must be tested with the wire that is to be used.
2. Do not use this connector to connect more than two magnet wires (enamel-coated wires, etc.).

Contact	Crimping machine	Applicator		
		Crimp applicator	Dies	Crimp applicator with dies
PSL-40(T)	AP-K2N	MKS-L	MK/PSL-40	APLMK PSL40
		—	—	—
PSL-60(T)		MKS-L	MK/PSL-60	APLMK PSL60
		—	—	—
PSL-80(T)		MKS-L	MK/PSL-80	APLMK PSL80
		—	—	—



* Compliant with RoHS.

* Refer to "General Instruction and Notice when using Terminals and Connectors" at the end of this catalog.







* Contact JST for details.

Looking for pricing, stock, or lifecycle information?

Click below to explore more details on WIN SOURCE:

-  [View SPC-40T on WIN SOURCE](#)
-  [JST Sales America Inc. Information](#)

Optimize Your Supply Chain with WIN SOURCE Solutions

-  Global Sourcing Solution
-  Obsolete Management
-  Cost Control Management
-  Shortage Management
-  Alternative Solution
-  Excess Inventory Management