



**THE DATASHEET OF
210-3MS**





Electrical Specifications

Parameter	Conditions & Remarks	Min	Max	Unit
Operating Temperature Range		-40	+85	°C

Switch Function

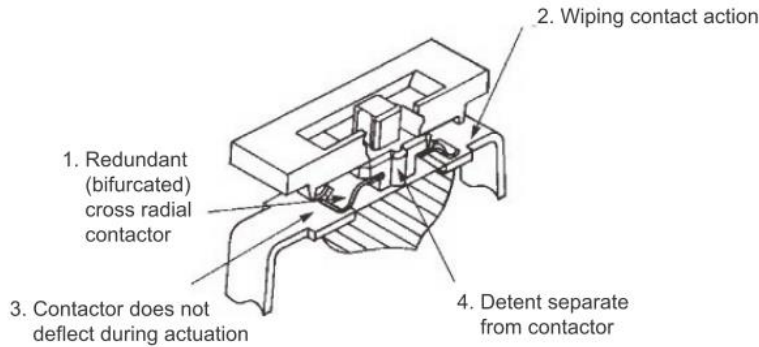
Circuit	SPST	2	12	positions
Contact Resistance (209)	Initial		25	milliohms
	At end of life		50	
Contact Resistance (210)	Initial		100	milliohms
	At end of life		500	
Insulation Resistance	Between insulated terminals	1000		megohms
Dielectric Strength	500 VAC between adjacent switches		1	minute
Actuation Life (209)	100mA @ 20 VDC or .1mA @ 5 VDC(dry circuit)		2,000	cycles
Actuation Life (210)	100mA @ 20 VDC or .1mA@5 VDC(dry circuit)		1,000	cycles
Switch Capacitance	Between adjacent closed switches		5.0	pF
			100	mA
Non-switching Rating			or	or
			50	VDC

Mechanical and Environmental

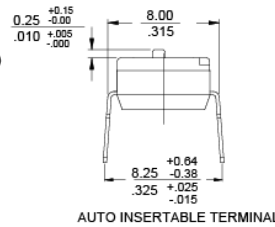
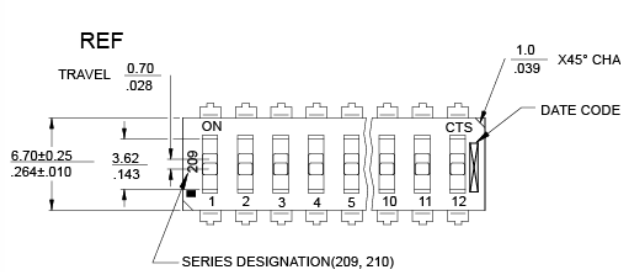
Soldering	Maximum wave temperature, 260°C for 5 seconds
MSL	Level 1
RoHS	Lead-Free. Fully compliant to RoHS Directive 2011/65/EU
Shock	Per MIL-STD-202F, method 213B, condition A (50G's) with no contact inconsistencies greater than 1 microsecond
Vibration	Per MIL-STD-202F, method 204D, condition B (.06" or 15G's between 10 HZ to 2K HZ) with no contact inconsistencies greater than 1 microsecond
Seal	Bottom seal standard, optional top tape seal for board spray washing
Marking	Special top marking available-consult CTS
Packaging:	Standard anti-static tube packaging
Storage Temperature Range	-40°C to +85°C

Mechanical Specifications

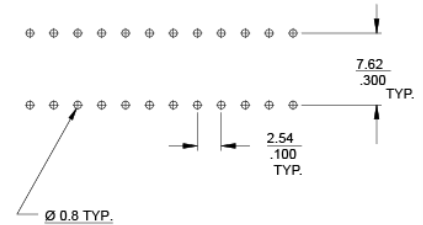
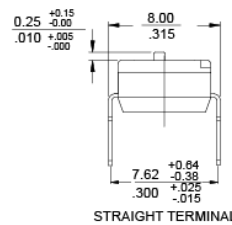
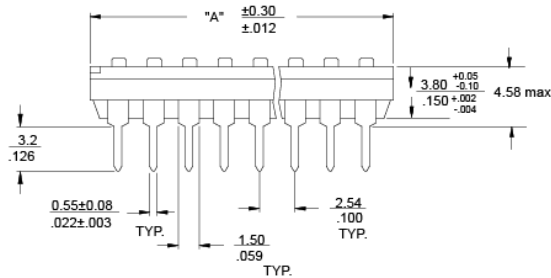
Series 209 / 210 Contact Features



1. **Value of Redundant (Bifurcated) Contacts:** Redundancy dramatically reduces the probability of contact failure, IMPROVING RELIABILITY.
2. **Value of Wiping Contact Action:** Clean contact area, IMPROVING RELIABILITY.
3. **Value of Contactor Not Deflecting During Actuation :** Constant contact pressure eliminates overstressing contacts, IMPROVING RELIABILITY.
4. **Value of Detent Separate from Contactor:** Separate detent allows optimization of nondeflecting contactor and detent designs, IMPROVING RELIABILITY.




"A" OVERALL DIMENSION	NO. OF SWITCH POSITIONS
6.55/.258	2
9.09/.358	3
11.63/.458	4
14.17/.558	5
16.71/.658	6
19.25/.758	7
21.79/.858	8
24.33/.958	9
26.87/1.058	10
31.95/1.258	12



DIMENSION: mm
inch
STANDARD TOLERANCE :
X (1 PLACE) : ±0.3/±.012
XX(2 PLACE) : ±0.13/±.005

Looking for pricing, stock, or lifecycle information?

Click below to explore more details on WIN SOURCE:

-  [View 210-3MS](#) on WIN SOURCE
-  [CTS Electrocomponents](#) Information

Optimize Your Supply Chain with WIN SOURCE Solutions

-  Global Sourcing Solution
-  Obsolete Management
-  Cost Control Management
-  Shortage Management
-  Alternative Solution
-  Excess Inventory Management