



**THE DATASHEET OF  
PBH4UOANAGX**





# SERIES PBH SWITCHES

## PUSHBUTTON SWITCHES



### SPECIFICATIONS

Contact Rating:	100mA @ 30 VDC
Life Expectancy (Mechanical):	30,000 cycles min.
Life Expectancy (Electrical):	10,000 cycles min.
Contact Resistance:	100mΩ max.
Insulation Resistance:	100MΩ min.
Dielectric Strength:	250 VAC for 60 seconds
Actuation Force:	2 Pole: 230 ± 50 g 4 Pole: 280 ± 50 g 6 Pole: 380 ± 50 g
Operating Temperature:	-20° to + 70°C

### FEATURES & BENEFITS

- ▶ Up to 6 poles available
- ▶ Latching & momentary functions
- ▶ UL 94V0 material option available

### APPLICATIONS/MARKETS

- ▶ Telecommunications
- ▶ Networking
- ▶ Computers/servers
- ▶ Performance audio
- ▶ Instrumentation
- ▶ Low power on/off designs
- ▶ External hard drives and modems

### HOW TO ORDER

SERIES PBH	POLE	MECHANICAL CONFIGURATION	BRACKET/ TERMINATION	TIMING	CONTACT MATERIAL	HOUSING/ ACTUATOR MTL	CAP	CAP COLOR
	2U 4U 6U	EE = Latching OA = Momentary	(None) = Std. PC Pin SNP = Snap-In PC Pin KZX = Mounting Bracket	N = Non-shorting	AG = Silver	(None) = UL94-HB V = UL94-V0	X = No Cap See Cap Options	

▶ ▶ ▶ **Example Ordering Number**  
PBH6UEESNPAGV1RLGR

Specifications subject to change without notice.

TACT SWITCHES

NAVIGATION SWITCHES

PUSHBUTTON SWITCHES

TOGGLE SWITCHES

ROCKER SWITCHES

SLIDE SWITCHES

SNAP-ACTION SWITCHES

DIP SWITCHES

KEYLOCK SWITCHES

ROTARY SWITCHES

DETECTOR SWITCHES

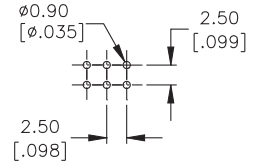
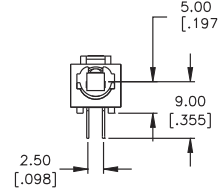
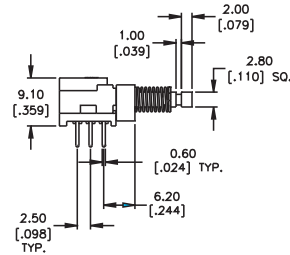
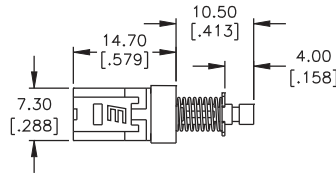
CAP OPTIONS

# SERIES PBH SWITCHES

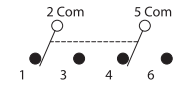
## PUSHBUTTON SWITCHES

### OPTIONS

2U

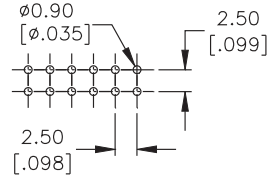
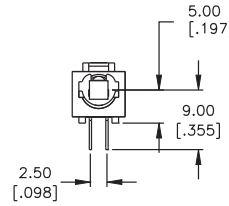
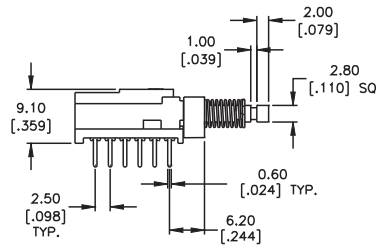
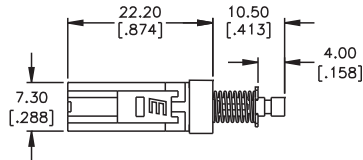


P.C. MOUNTING

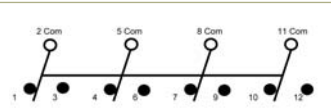


SCHEMATIC

4U

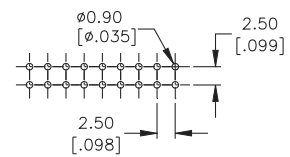
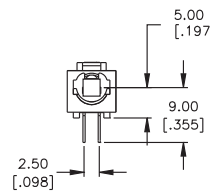
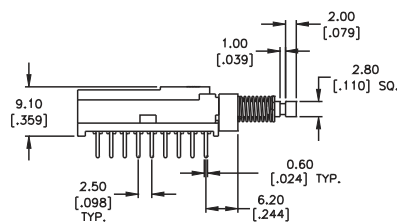
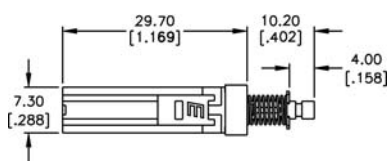


P.C. MOUNTING

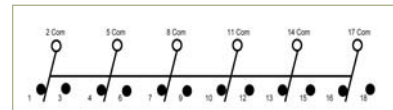


SCHEMATIC

6U



P.C. MOUNTING



SCHEMATIC

TACT SWITCHES

NAVIGATION SWITCHES

PUSHBUTTON SWITCHES

TOGGLE SWITCHES

ROCKER SWITCHES

SLIDE SWITCHES

SNAP-ACTION SWITCHES

DIP SWITCHES

KEYLOCK SWITCHES

ROTARY SWITCHES

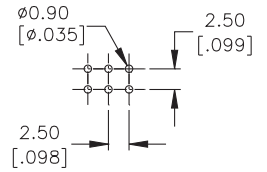
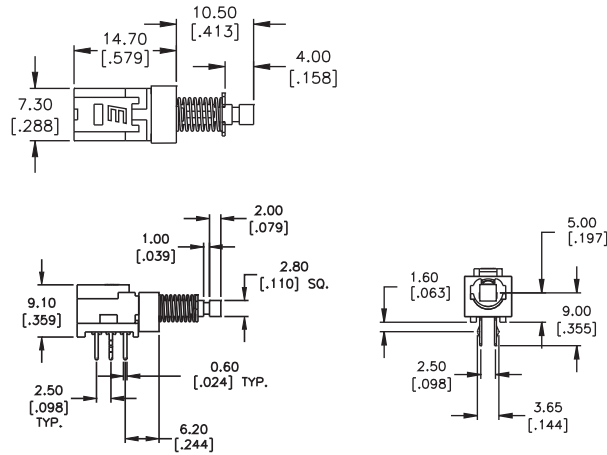
DETECTOR SWITCHES

CAP OPTIONS

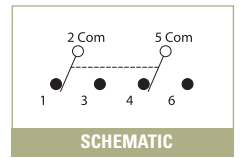
## BRACKET/TERMINATION OPTIONS

### SNP

#### SNAP-IN



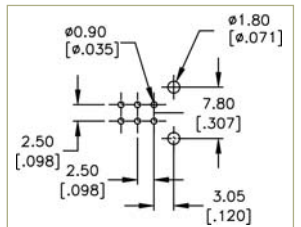
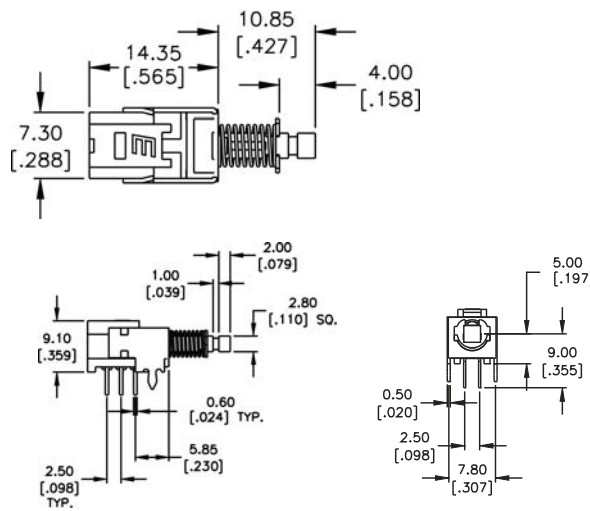
P.C. MOUNTING



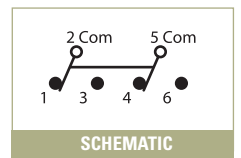
SCHEMATIC

### KZX

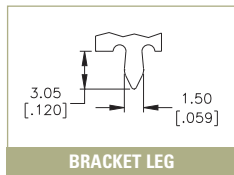
#### MOUNTING BRACKET



P.C. MOUNTING



SCHEMATIC



BRACKET LEG

TACT SWITCHES

NAVIGATION SWITCHES

PUSHBUTTON SWITCHES

TOGGLE SWITCHES

ROCKER SWITCHES

SLIDE SWITCHES

SNAP-ACTION SWITCHES

DIP SWITCHES

KEYLOCK SWITCHES



ROTARY SWITCHES

DETECTOR SWITCHES







CAP OPTIONS

## Looking for pricing, stock, or lifecycle information?

Click below to explore more details on WIN SOURCE:

-  [View PBH4UOANAGX on WIN SOURCE](#)
-  [E-Switch Information](#)

## Optimize Your Supply Chain with WIN SOURCE Solutions

-  Global Sourcing Solution
-  Obsolete Management
-  Cost Control Management
-  Shortage Management
-  Alternative Solution
-  Excess Inventory Management