



**THE DATASHEET OF  
LGW2G121MELZ30**


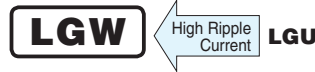


# LGW

Snap-in Terminal Type, 105°C High Ripple Current



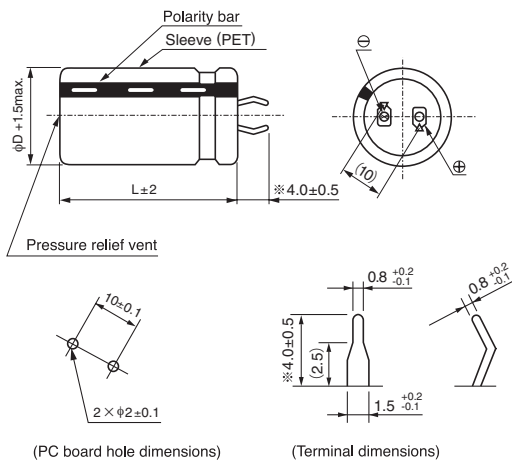
- High Ripple current.
- Withstanding 3000 hours application of rated ripple current at 105°C.
- Compliant to the RoHS directive (2011/65/EU,(EU)2015/863).



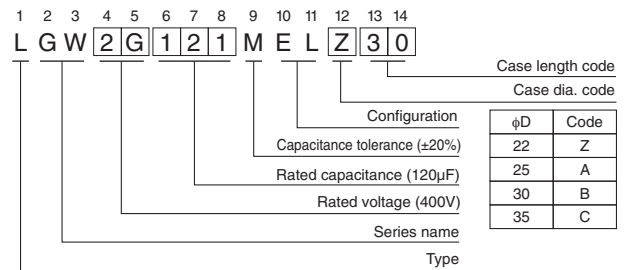
## Specifications

Item	Performance Characteristics			
Category Temperature Range	- 40 to +105°C (200 · 250V) , - 25 to +105°C (400 · 450V)			
Rated Voltage Range	200 to 450V			
Rated Capacitance Range	82 to 2200μF			
Capacitance Tolerance	±20% at 120Hz, 20°C			
Leakage Current	$I \leq 3\sqrt{CV}$ (μA) (After 5 minutes' application of rated voltage at 20°C) [C : Rated Capacitance (μF) V : Voltage (V)]			
Tangent of loss angle (tan δ)	Rated voltage (V)	200 to 400      450		
	tan δ (max.)	0.15      0.20		
Stability at Low Temperature	Measurement frequency : 120Hz			
	Rated voltage (V)		200 · 250      400 · 450	
	Impedance ratio (max.)	Z(-25°C) / Z(+20°C)	3      8	
Z(-40°C) / Z(+20°C)		12      —		
Endurance	The specifications listed at right shall be met when the capacitors are restored to 20°C after D.C. bias plus rated ripple current is applied for 3000 hours at 105°C, the peak voltage shall not exceed the rated voltage.		Capacitance change	Within ±20% of the initial capacitance value
			tan δ	200% or less than the initial specified value
			Leakage current	Less than or equal to the initial specified value
Shelf Life	After storing the capacitors under no load at 105°C for 1000 hours and then performing voltage treatment based on JIS C 5101-4 clause 4.1 at 20°C, they shall meet the requirements listed at right.		Capacitance change	Within ±15% of the initial capacitance value
			tan δ	150% or less than the initial specified value
			Leakage current	Less than or equal to the initial specified value
Marking	Printed with white color letter on black sleeve.			

## Drawing



## Type numbering system (Example : 400V 120μF)



※ Other terminations available upon request.  
Please refer to the Guidelines for Aluminum Electrolytic Capacitors.

## Frequency coefficient of rated ripple current

Frequency (Hz)	50	60	120	300	1k	10k	50k or more
Coeff.	200 · 250	0.81	0.85	1.00	1.17	1.32	1.45
	400 · 450	0.77	0.82	1.00	1.16	1.30	1.41

● Dimension table in next page.

## LGW

### ■ Dimensions

200V (2D)				
Cap. (μF)	Size φD × L(mm)	Rated ripple (mA <sub>rms</sub> )	Leakage Current (mA)	Code
330	22 × 25	1970	0.77	LGW2D331MELZ25
470	22 × 30	2170	0.91	LGW2D471MELZ30
	25 × 25	2170	0.91	LGW2D471MELA25
560	22 × 35	2220	1.00	LGW2D561MELZ35
	25 × 30	2300	1.00	LGW2D561MELA30
680	22 × 40	2300	1.10	LGW2D681MELZ40
	25 × 35	2650	1.10	LGW2D681MELA35
	30 × 25	3080	1.10	LGW2D681MELB25
820	22 × 45	2650	1.21	LGW2D821MELZ45
	25 × 40	3080	1.21	LGW2D821MELA40
	30 × 30	3480	1.21	LGW2D821MELB30
	35 × 25	3480	1.21	LGW2D821MELC25
1000	25 × 45	3450	1.34	LGW2D102MELA45
	30 × 35	3980	1.34	LGW2D102MELB35
1200	25 × 50	3980	1.46	LGW2D122MELA50
	30 × 40	4200	1.46	LGW2D122MELB40
	35 × 30	4200	1.46	LGW2D122MELC30
1500	30 × 45	4620	1.64	LGW2D152MELB45
	35 × 35	4200	1.64	LGW2D152MELC35
1800	30 × 50	5220	1.80	LGW2D182MELB50
	35 × 40	4620	1.80	LGW2D182MELC40
2200	35 × 45	5220	1.98	LGW2D222MELC45

250V (2E)				
Cap. (μF)	Size φD × L(mm)	Rated ripple (mA <sub>rms</sub> )	Leakage Current (mA)	Code
270	22 × 25	1650	0.77	LGW2E271MELZ25
330	22 × 30	1800	0.86	LGW2E331MELZ30
	25 × 25	1800	0.86	LGW2E331MELA25
390	22 × 35	1950	0.93	LGW2E391MELZ35
	25 × 30	1950	0.93	LGW2E391MELA30
470	22 × 40	2100	1.02	LGW2E471MELZ40
	30 × 25	2200	1.02	LGW2E471MELB25
560	22 × 45	2250	1.12	LGW2E561MELZ45
	25 × 35	2250	1.12	LGW2E561MELA35
680	22 × 50	2550	1.23	LGW2E681MELZ50
	25 × 40	2550	1.23	LGW2E681MELA40
	30 × 30	2550	1.23	LGW2E681MELB30
	35 × 25	2550	1.23	LGW2E681MELC25
820	25 × 50	3000	1.35	LGW2E821MELA50
	30 × 35	3000	1.35	LGW2E821MELB35
	35 × 30	3000	1.35	LGW2E821MELC30
1000	30 × 40	3300	1.50	LGW2E102MELB40
	35 × 35	3300	1.50	LGW2E102MELC35
1200	30 × 50	3450	1.64	LGW2E122MELB50
	35 × 40	3450	1.64	LGW2E122MELC40
1500	35 × 45	3750	1.83	LGW2E152MELC45
1800	35 × 50	4050	2.01	LGW2E182MELC50

400V (2G)				
Cap. (μF)	Size φD × L(mm)	Rated ripple (mA <sub>rms</sub> )	Leakage Current (mA)	Code
100	22 × 25	1020	0.60	LGW2G101MELZ25
120	22 × 30	1220	0.65	LGW2G121MELZ30
	25 × 25	1220	0.65	LGW2G121MELA25
150	22 × 35	1330	0.73	LGW2G151MELZ35
180	22 × 40	1430	0.80	LGW2G181MELZ40
	25 × 30	1430	0.80	LGW2G181MELA30
	30 × 25	1680	0.80	LGW2G181MELB25
220	22 × 45	1550	0.88	LGW2G221MELZ45
	25 × 35	1650	0.88	LGW2G221MELA35
	30 × 30	1790	0.88	LGW2G221MELB30
270	22 × 50	1680	0.98	LGW2G271MELZ50
	25 × 40	1830	0.98	LGW2G271MELA40
	30 × 35	2120	0.98	LGW2G271MELB35
	35 × 25	2120	0.98	LGW2G271MELC25
330	25 × 50	2120	1.08	LGW2G331MELA50
	30 × 40	2330	1.08	LGW2G331MELB40
	35 × 30	2330	1.08	LGW2G331MELC30
390	30 × 45	2520	1.18	LGW2G391MELB45
	35 × 35	2520	1.18	LGW2G391MELC35
470	30 × 50	2850	1.30	LGW2G471MELB50
	35 × 40	2850	1.30	LGW2G471MELC40
560	35 × 45	3180	1.41	LGW2G561MELC45
680	35 × 50	3210	1.56	LGW2G681MELC50

450V (2W)				
Cap. (μF)	Size φD × L(mm)	Rated ripple (mA <sub>rms</sub> )	Leakage Current (mA)	Code
82	22 × 25	960	0.57	LGW2W820MELZ25
100	22 × 30	1040	0.63	LGW2W101MELZ30
	25 × 25	1040	0.63	LGW2W101MELA25
120	22 × 35	1150	0.69	LGW2W121MELZ35
	25 × 30	1220	0.69	LGW2W121MELA30
150	22 × 40	1220	0.77	LGW2W151MELZ40
	25 × 35	1310	0.77	LGW2W151MELA35
	30 × 25	1310	0.77	LGW2W151MELB25
180	22 × 45	1350	0.85	LGW2W181MELZ45
	25 × 40	1350	0.85	LGW2W181MELA40
	30 × 30	1600	0.85	LGW2W181MELB30
	35 × 25	1600	0.85	LGW2W181MELC25
220	25 × 45	1550	0.94	LGW2W221MELA45
	30 × 35	1710	0.94	LGW2W221MELB35
270	25 × 50	1740	1.04	LGW2W271MELA50
	30 × 40	1900	1.04	LGW2W271MELB40
	35 × 30	1900	1.04	LGW2W271MELC30
330	30 × 45	2200	1.15	LGW2W331MELB45
	35 × 35	2200	1.15	LGW2W331MELC35
390	30 × 50	2400	1.25	LGW2W391MELB50
	35 × 40	2420	1.25	LGW2W391MELC40
470	35 × 45	2670	1.37	LGW2W471MELC45
560	35 × 50	2850	1.50	LGW2W561MELC50

Rated ripple current (mA<sub>rms</sub>) at 105°C 120Hz







## Looking for pricing, stock, or lifecycle information?

Click below to explore more details on WIN SOURCE:

 [View LGW2G121MELZ30 on WIN SOURCE](#)

 [Nichicon Information](#)

## Optimize Your Supply Chain with WIN SOURCE Solutions

-  Global Sourcing Solution
-  Obsolete Management
-  Cost Control Management
-  Shortage Management
-  Alternative Solution
-  Excess Inventory Management