




THE DATASHEET OF
GW CS8PM1.PM-LSLU-XX53-1-350-R18



GW CS8PM1.PM

OSLON® SSL 80

Higher performance. Lower thermal resistance. Extended range of driving conditions. This OSLON SSL family new generation LED offers a prefocused radiation pattern making it the ideal choice for spot lighting applications.



Applications

- Highbay Industrial
- Street, Tunnel and Outdoor

Features:

- Package: SMT ceramic package with silicone lens
- Typ. Radiation: 80°
- Color temperature: 3000K - 6500K
- CRI: 70 (min.), 72 (typ.), R9: -40 (min.)
- Lumen maintenance: Test results according to IESNA LM-80 available
- ESD: 8 kV acc. to ANSI/ESDA/JEDEC JS-001 (HBM, Class 3B)
- Luminous Flux: typ. 144 lm @ 5000 K, 85 °C
- Luminous efficacy: typ. 144 lm/W @ 5000 K, 85 °C

Ordering Information

| Type | Color temperature | Luminous Flux ¹⁾ $I_F = 350 \text{ mA}$ Φ_V | Ordering Code |
|--------------------------|-------------------|---|---------------|
| GW CS8PM1.PM-LRLT-A737-1 | 3000 K | 130 ... 164 lm | Q65112A1037 |
| GW CS8PM1.PM-LRLT-XX57-1 | 3000 K | 130 ... 164 lm | Q65112A1036 |
| GW CS8PM1.PM-LRLT-A636-1 | 3500 K | 130 ... 164 lm | Q65112A1035 |
| GW CS8PM1.PM-LRLT-XX56-1 | 3500 K | 130 ... 164 lm | Q65112A1034 |
| GW CS8PM1.PM-LRLT-A535-1 | 4000 K | 130 ... 164 lm | Q65111A7343 |
| GW CS8PM1.PM-LRLT-XX55-1 | 4000 K | 130 ... 164 lm | Q65111A8245 |
| GW CS8PM1.PM-LRLT-A434-1 | 4500 K | 130 ... 164 lm | Q65111A7335 |
| GW CS8PM1.PM-LRLT-XX54-1 | 4500 K | 130 ... 164 lm | Q65111A8246 |
| GW CS8PM1.PM-LRLT-A333-1 | 5000 K | 130 ... 164 lm | Q65111A7333 |
| GW CS8PM1.PM-LRLT-XX53-1 | 5000 K | 130 ... 164 lm | Q65111A8247 |
| GW CS8PM1.PM-LSLU-A333-1 | 5000 K | 140 ... 180 lm | Q65112A1039 |
| GW CS8PM1.PM-LSLU-XX53-1 | 5000 K | 140 ... 180 lm | Q65112A1038 |
| GW CS8PM1.PM-LRLT-A232-1 | 5700 K | 130 ... 164 lm | Q65111A7327 |
| GW CS8PM1.PM-LRLT-XX52-1 | 5700 K | 130 ... 164 lm | Q65111A8248 |
| GW CS8PM1.PM-LSLU-A232-1 | 5700 K | 140 ... 180 lm | Q65112A1041 |
| GW CS8PM1.PM-LSLU-XX52-1 | 5700 K | 140 ... 180 lm | Q65112A1040 |
| GW CS8PM1.PM-LRLT-A131-1 | 6500 K | 130 ... 164 lm | Q65111A7324 |
| GW CS8PM1.PM-LRLT-XX51-1 | 6500 K | 130 ... 164 lm | Q65111A8249 |
| GW CS8PM1.PM-LSLU-A131-1 | 6500 K | 140 ... 180 lm | Q65112A1043 |
| GW CS8PM1.PM-LSLU-XX51-1 | 6500 K | 140 ... 180 lm | Q65112A1042 |

Maximum Ratings

| Parameter | Symbol | | Values |
|--|-------------|------|---------|
| Operating Temperature | T_{op} | min. | -40 °C |
| | | max. | 125 °C |
| Storage Temperature | T_{stg} | min. | -40 °C |
| | | max. | 125 °C |
| Junction temperature absolute ** | $T_{j,abs}$ | max. | 160 °C |
| Junction Temperature | T_j | max. | 135 °C |
| Forward Current $T_j = 85\text{ °C}$ | I_F | min. | 100 mA |
| | | max. | 1300 mA |
| Surge Current $t \leq 10\ \mu\text{s}; D = 0.005; T_j = 85\text{ °C}$ | I_{FS} | max. | 2000 mA |
| Reverse current ²⁾ | I_R | max. | 200 mA |
| ESD withstand voltage acc. to ANSI/ESDA/JEDEC JS-001 (HBM, Class 3B) | V_{ESD} | | 8 kV |

** This is verified by testing 30 pieces. Pass criteria: No catastrophic failures allowed, luminous flux must be better than L70B50 after 1000 h.

Characteristics

$I_F = 350 \text{ mA}$; $T_J = 85 \text{ °C}$

| Parameter | Symbol | | Values |
|--|--------------------------|----------------------|----------------------------|
| Viewing angle at 50% I_V | 2ϕ | typ. | 80 ° |
| Forward Voltage ³⁾ $I_F = 350 \text{ mA}$ | V_F | min. typ. max. | 2.70 V 2.85 V 3.20 V |
| Reverse voltage ²⁾ $I_R = 20 \text{ mA}$ | V_R | max. | 1.2 V |
| Color Rendering Index ⁴⁾ | CRI | min. typ. | 70 72 |
| Color Rendering Index (R9) ⁴⁾ | CRI (R9) | min. | -40 |
| Electrical thermal resistance junction/solderpoint with efficiency $\eta_e = 30 \%$ | $R_{thJS \text{ elec.}}$ | typ. | 3.7 K / W |

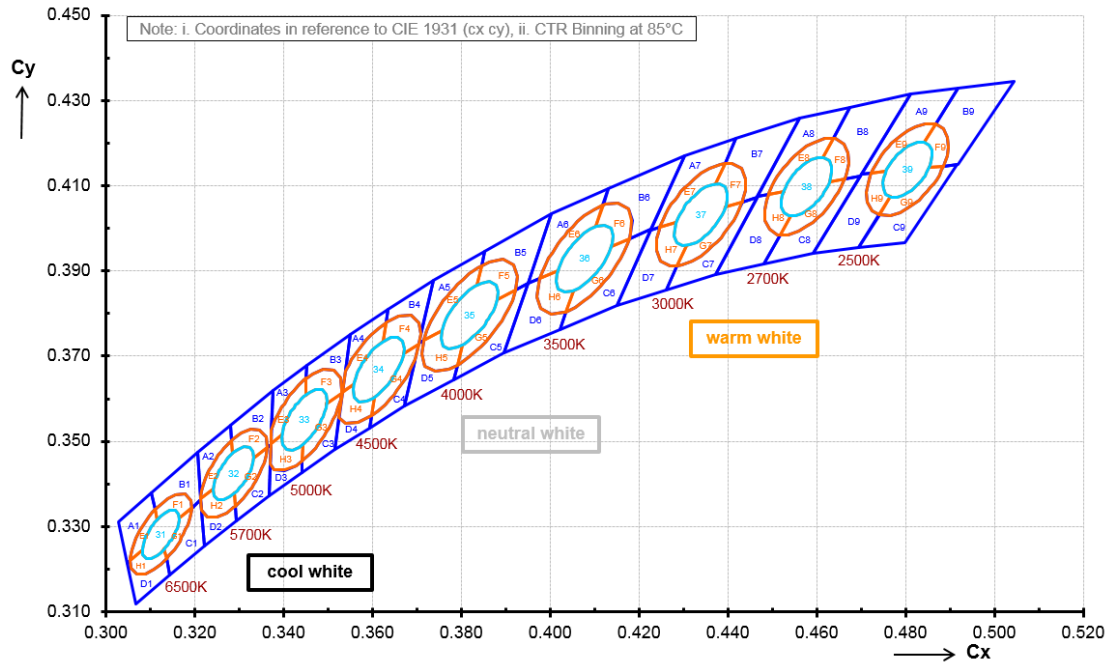
Brightness Groups

| Group | Luminous Flux ¹⁾ $I_F = 350 \text{ mA}$ min. Φ_V | Luminous Flux ¹⁾ $I_F = 350 \text{ mA}$ max. Φ_V |
|-------|---|---|
| LR | 130 lm | 140 lm |
| LS | 140 lm | 150 lm |
| LT | 150 lm | 164 lm |
| LU | 164 lm | 180 lm |

Forward Voltage Groups

| Group | Forward Voltage ³⁾ $I_F = 350 \text{ mA}$ min. V_F | Forward Voltage ³⁾ $I_F = 350 \text{ mA}$ max. V_F |
|-------|--|--|
| K2 | 2.70 V | 2.80 V |
| L1 | 2.80 V | 2.90 V |
| L2 | 2.90 V | 3.00 V |
| M1 | 3.00 V | 3.10 V |
| M2 | 3.10 V | 3.20 V |

Chromaticity Coordinate Groups ⁵⁾



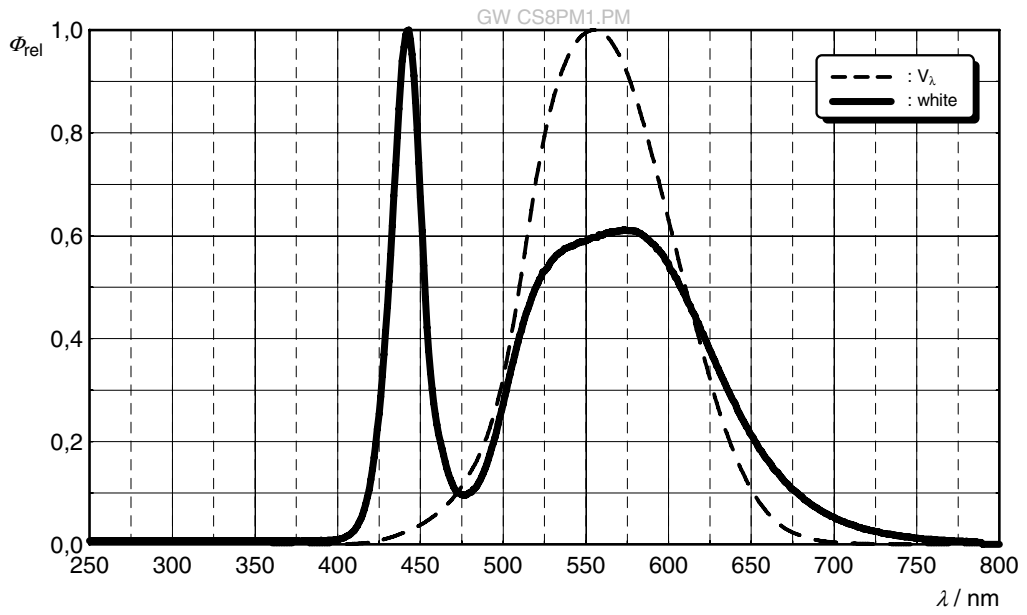
Group Name on Label

Example: LR-31-K2

| Brightness | Wavelength | Forward Voltage |
|------------|------------|-----------------|
| LR | 31 | K2 |

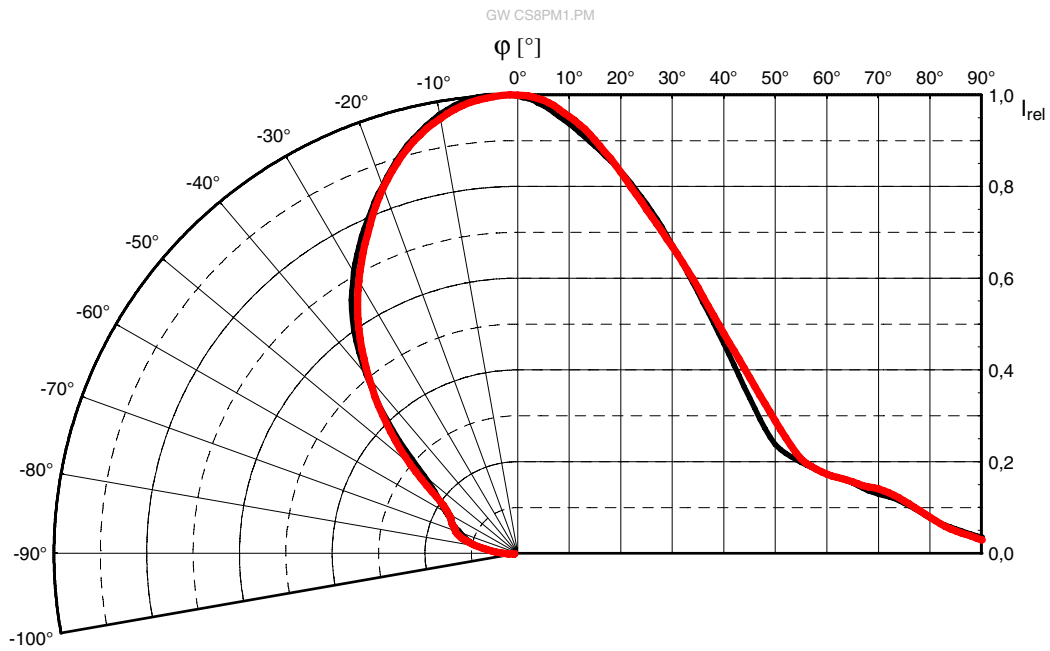
Relative Spectral Emission ⁶⁾

$\Phi_{rel} = f(\lambda); I_F = 350 \text{ mA}; T_J = 85 \text{ }^\circ\text{C}$



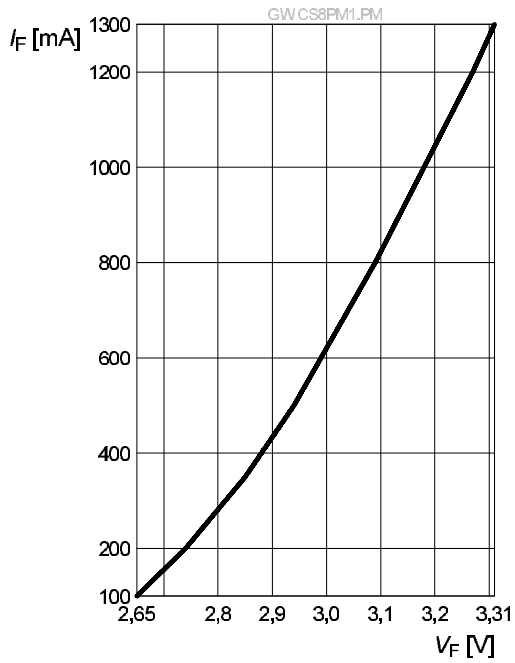
Radiation Characteristics ⁶⁾

$I_{rel} = f(\phi); T_J = 85 \text{ }^\circ\text{C}$



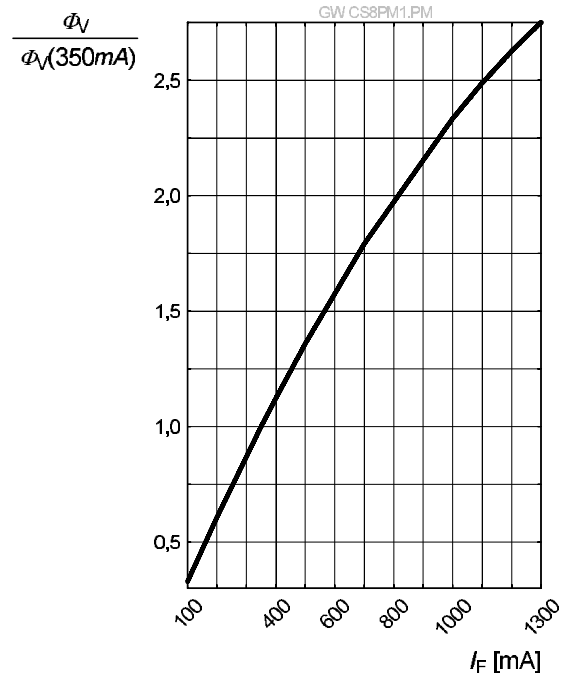
Forward current 6), 7)

$I_F = f(V_F); T_J = 85\text{ }^\circ\text{C}$



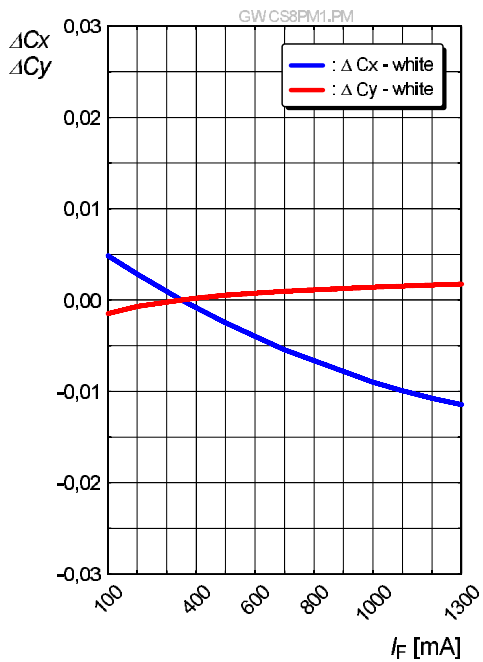
Relative Luminous Flux 6), 7)

$\Phi_V / \Phi_V(350\text{ mA}) = f(I_F); T_J = 85\text{ }^\circ\text{C}$



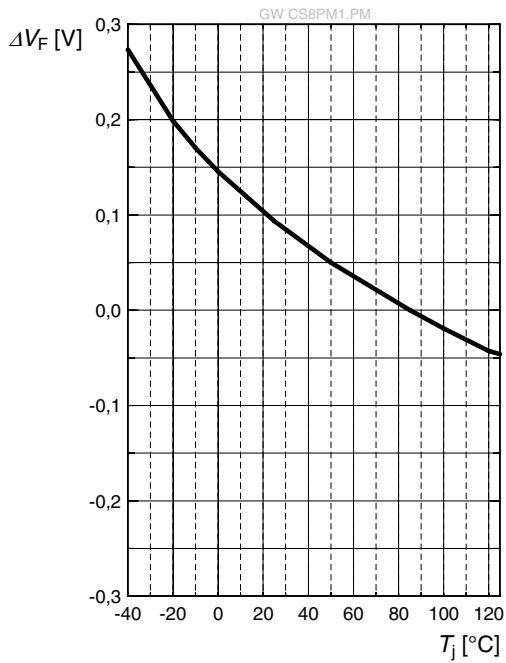
Chromaticity Coordinate Shift 6)

$\Delta C_x, \Delta C_y = f(I_F); T_J = 85\text{ }^\circ\text{C}$



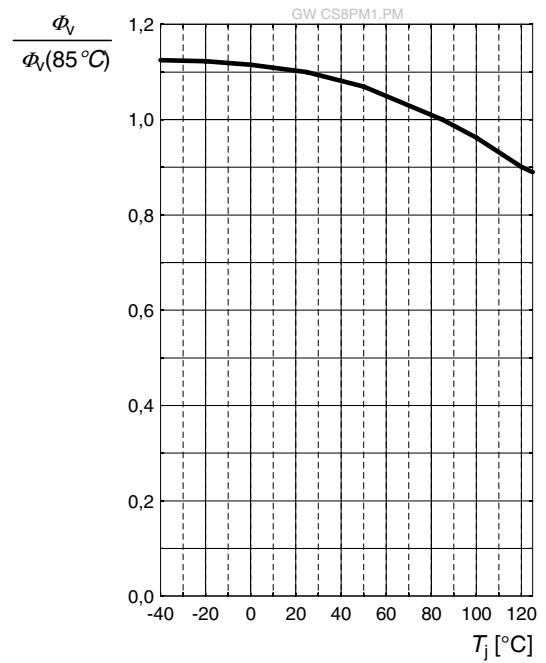
Forward Voltage ⁶⁾

$$\Delta V_F = V_F - V_F(85^\circ\text{C}) = f(T_j); I_F = 350\text{ mA}$$



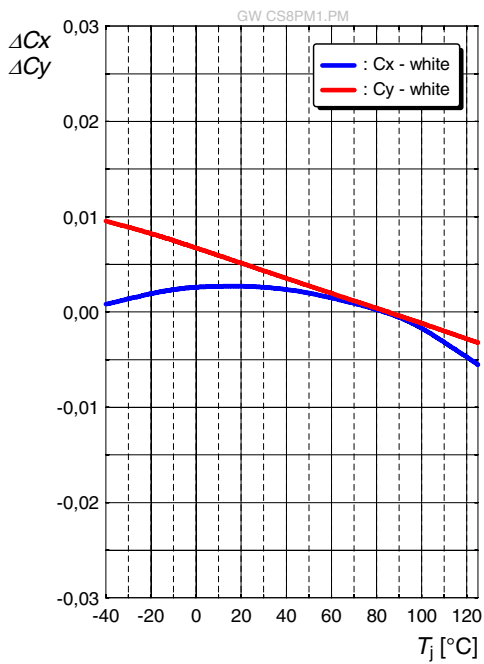
Relative Luminous Flux ⁶⁾

$$\Phi_V / \Phi_V(85^\circ\text{C}) = f(T_j); I_F = 350\text{ mA}$$



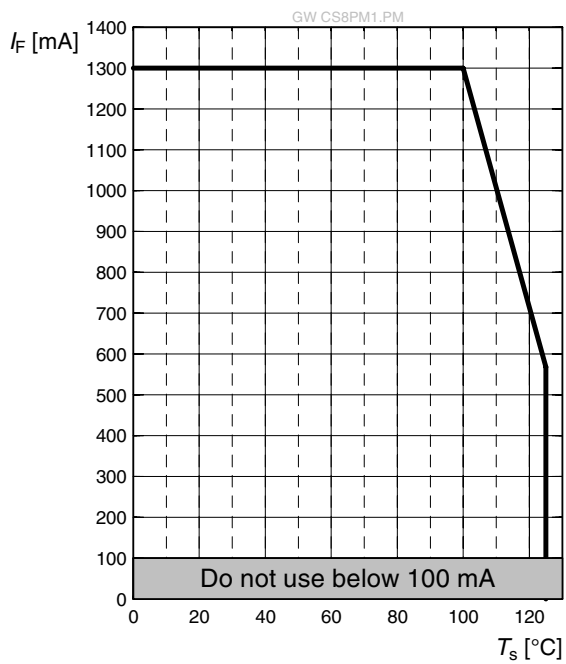
Chromaticity Coordinate Shift ⁶⁾

$$\Delta C_x, \Delta C_y = f(T_j); I_F = 350\text{ mA}$$

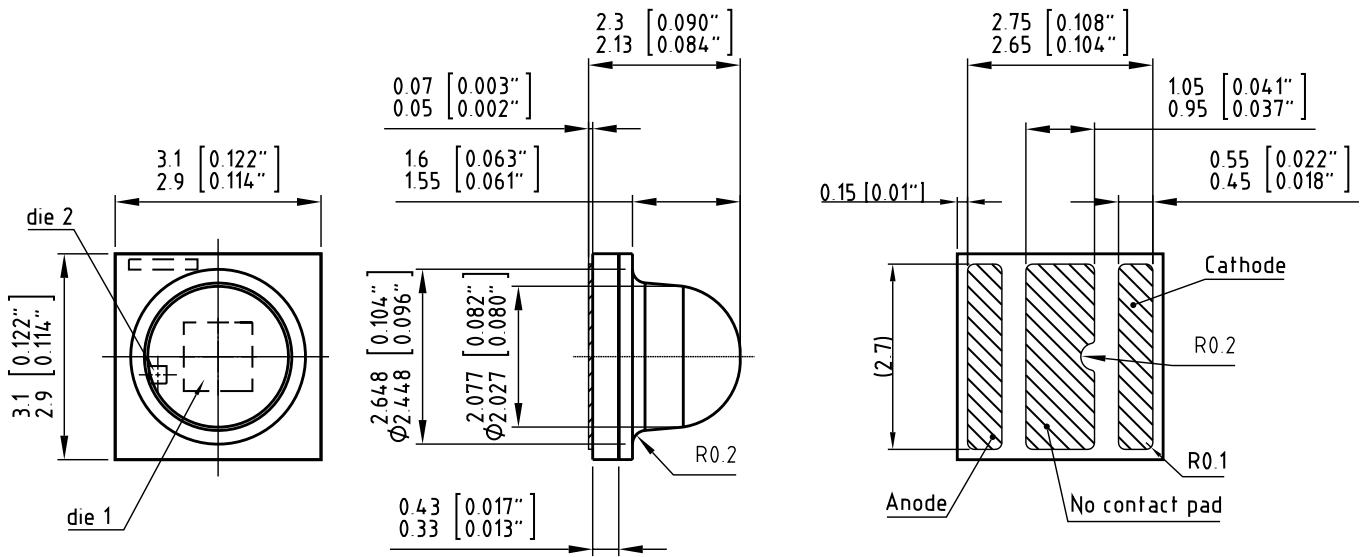


Max. Permissible Forward Current

$$I_F = f(T)$$



Dimensional Drawing ⁸⁾



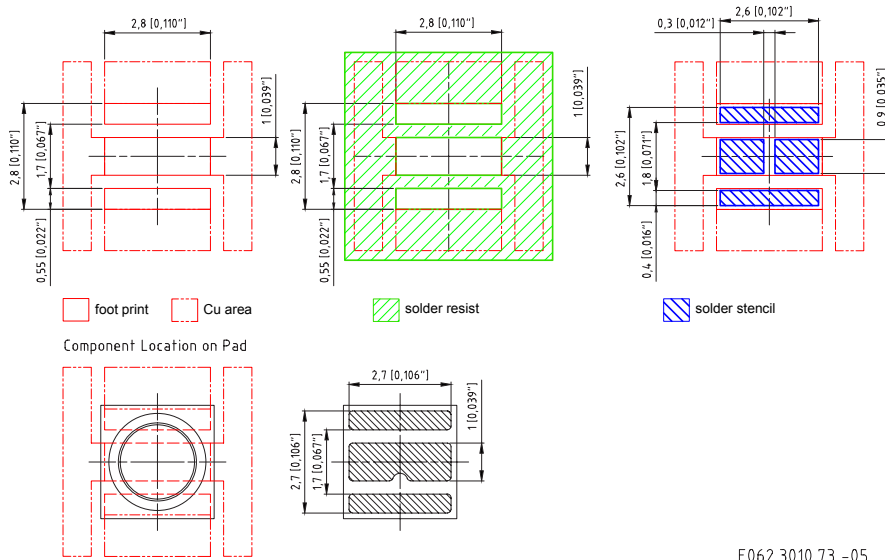
C67062-A0026-A3..-02

Further Information:

Approximate Weight: 25.0 mg

ESD advice: The device is protected by ESD device which is connected in parallel to the Chip.

Recommended Solder Pad 8)

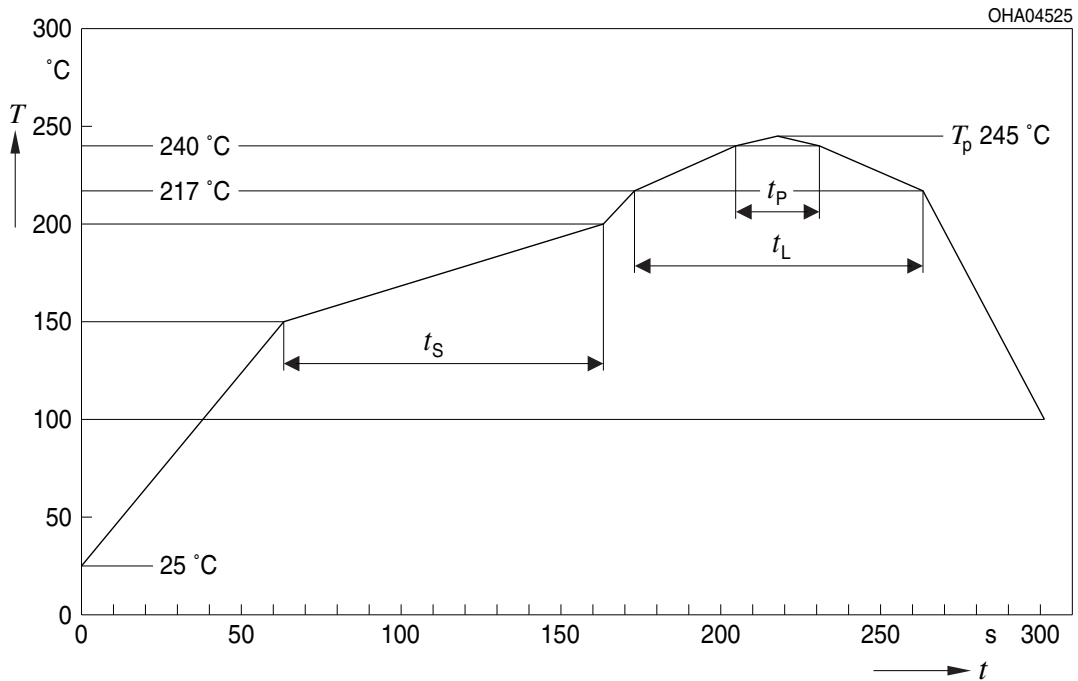


E062.3010.73 -05

For superior solder joint connectivity results we recommend soldering under standard nitrogen atmosphere. Further information can be found in our Application Note: "Handling and Processing Details for Ceramic LEDs".

Reflow Soldering Profile

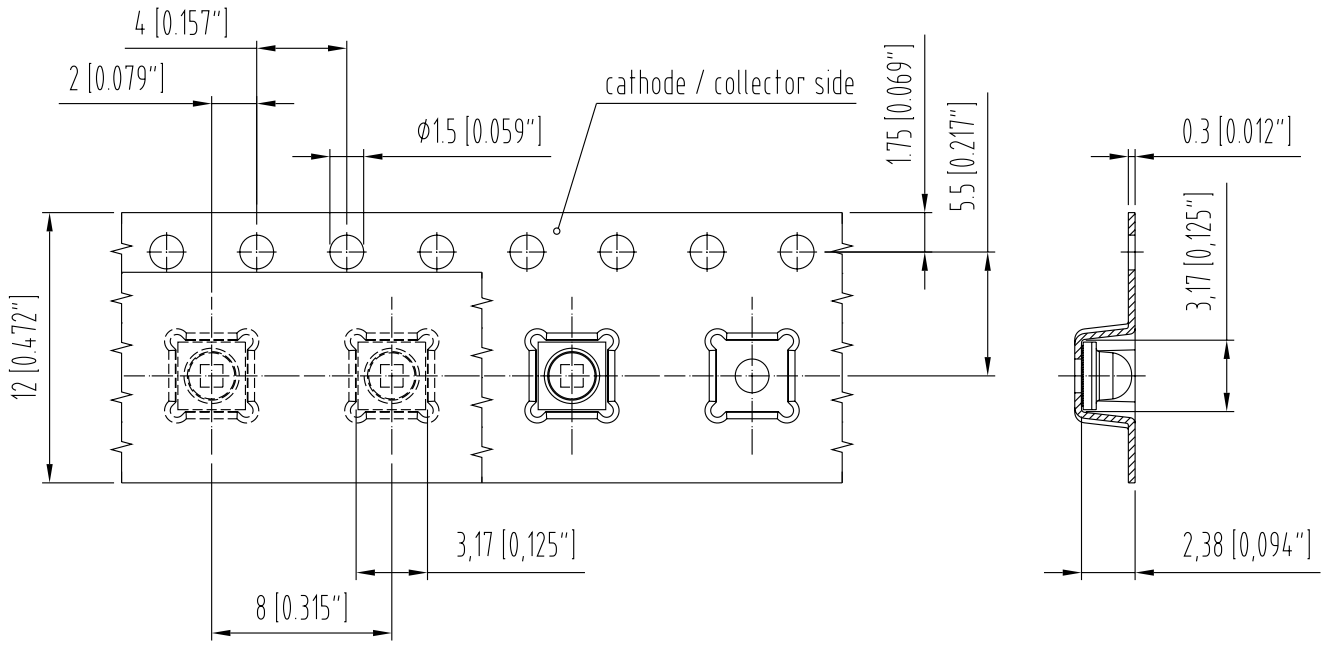
Product complies to MSL Level 2 acc. to JEDEC J-STD-020E



| Profile Feature | Symbol | Pb-Free (SnAgCu) Assembly | | | Unit |
|--|--------|---------------------------|----------------|---------|------|
| | | Minimum | Recommendation | Maximum | |
| Ramp-up rate to preheat ^{*)} 25 °C to 150 °C | | | 2 | 3 | K/s |
| Time t_s T_{Smin} to T_{Smax} | t_s | 60 | 100 | 120 | s |
| Ramp-up rate to peak ^{*)} T_{Smax} to T_p | | | 2 | 3 | K/s |
| Liquidus temperature | T_L | | 217 | | °C |
| Time above liquidus temperature | t_L | | 80 | 100 | s |
| Peak temperature | T_p | | 245 | 260 | °C |
| Time within 5 °C of the specified peak temperature $T_p - 5$ K | t_p | 10 | 20 | 30 | s |
| Ramp-down rate* T_p to 100 °C | | | 3 | 6 | K/s |
| Time 25 °C to T_p | | | | 480 | s |

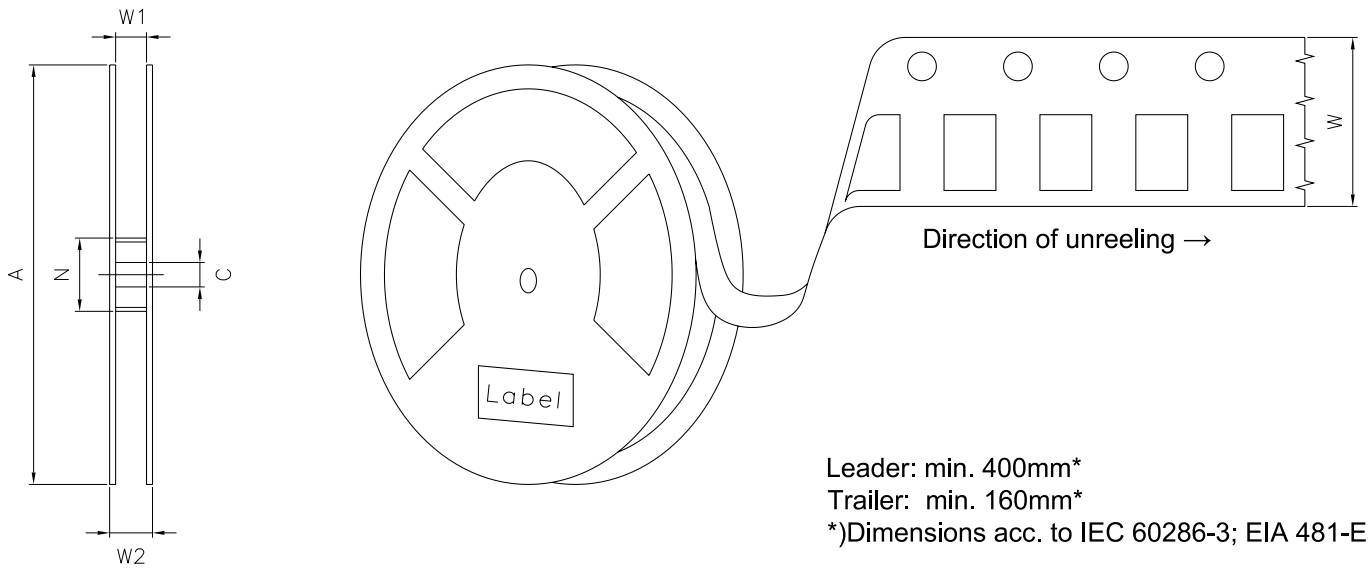
All temperatures refer to the center of the package, measured on the top of the component
 *) slope calculation DT/Dt : Dt max. 5 s; fulfillment for the whole T-range

Taping ⁸⁾



C63062-A4054-B6-06

Tape and Reel ⁹⁾



Reel Dimensions

| A | W | N _{min} | W ₁ | W _{2max} | Pieces per PU |
|--------|---------------------|------------------|----------------|-------------------|---------------|
| 180 mm | 12 + 0.3 / - 0.1 mm | 60 mm | 12.4 + 2 mm | 18.4 mm | 600 |

Barcode-Product-Label (BPL)

OSRAM Opto Semiconductors LX XXXX BIN1: XX-XX-X-XXX-X

RoHS Compliant

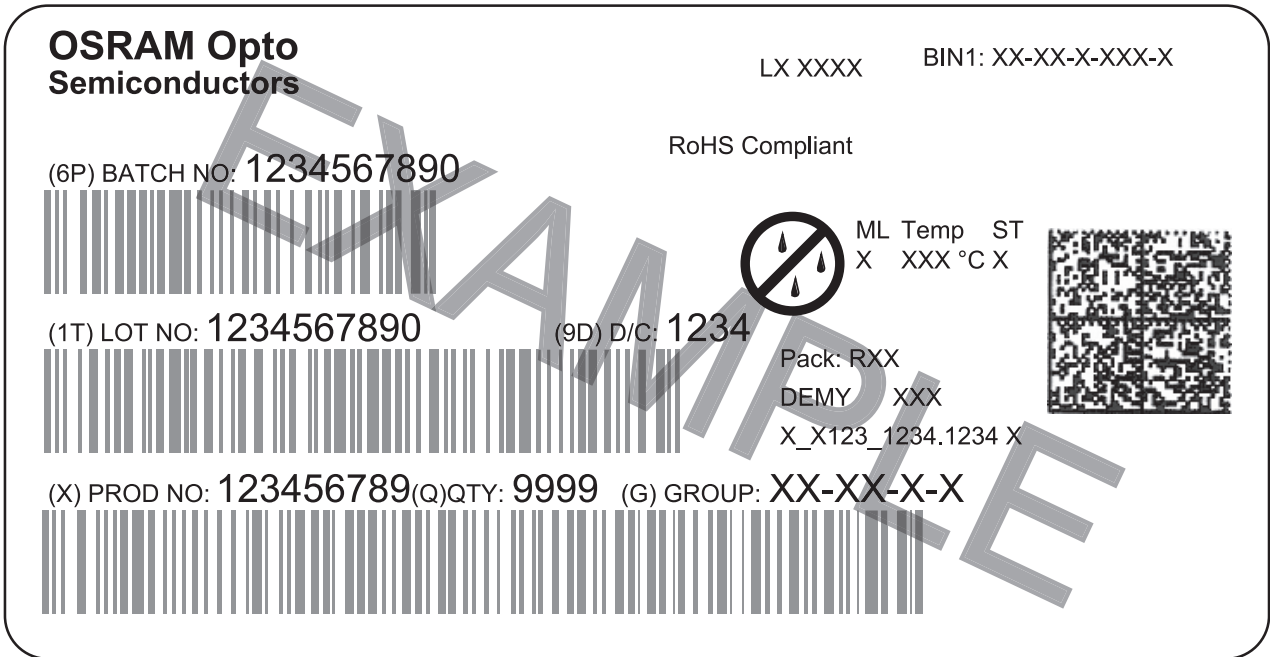
(6P) BATCH NO: 1234567890

(1T) LOT NO: 1234567890 (9D) D/C: 1234

(X) PROD NO: 123456789 (Q) QTY: 9999 (G) GROUP: XX-XX-X-X

ML Temp ST
X XXX °C X

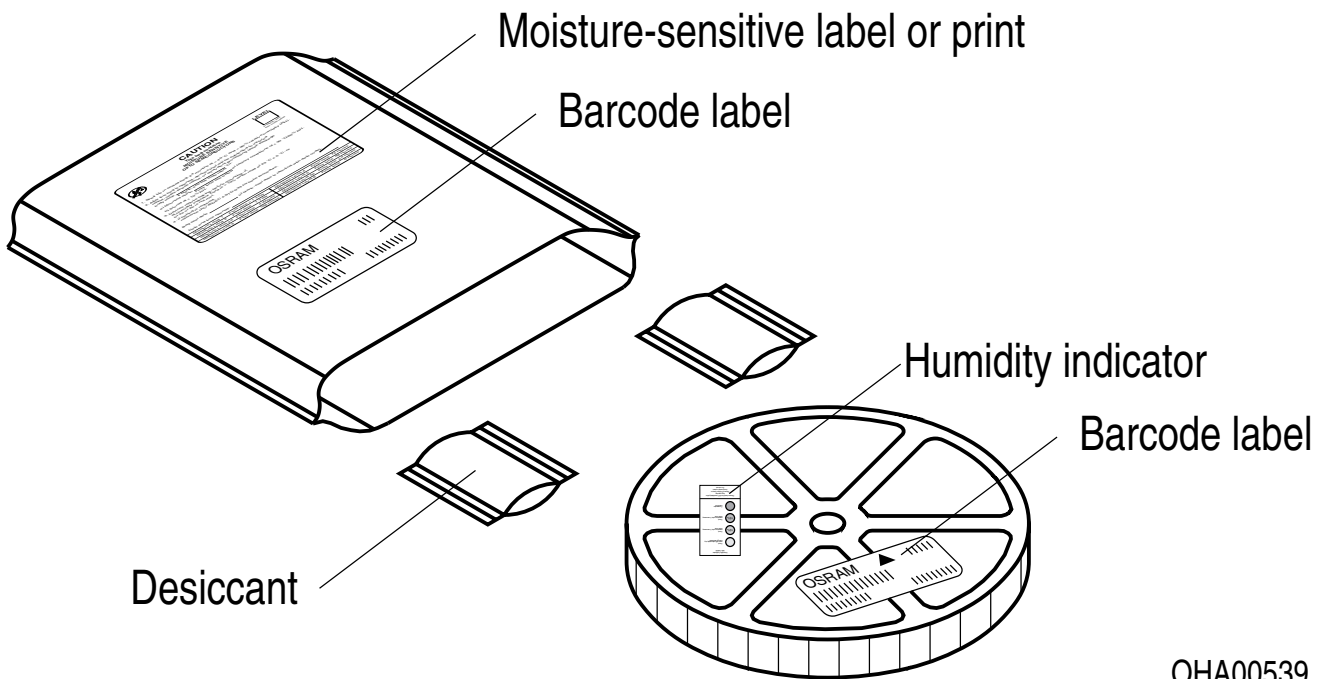
Pack: RXX
DEMY XXX
X_X123_1234.1234 X



The diagram shows a rectangular label with rounded corners. It contains the OSRAM logo and company name at the top left. To the right are fields for 'LX XXXX' and 'BIN1: XX-XX-X-XXX-X'. Below the logo is the text 'RoHS Compliant'. The label features three horizontal barcode sections. The first is labeled '(6P) BATCH NO: 1234567890'. The second is labeled '(1T) LOT NO: 1234567890' and '(9D) D/C: 1234'. The third is labeled '(X) PROD NO: 123456789 (Q) QTY: 9999 (G) GROUP: XX-XX-X-X'. To the right of the second barcode is a circular icon with a crossed-out rain cloud and the text 'ML Temp ST X XXX °C X'. Below this is a square QR code. At the bottom right of the label area, there is a small rectangular box containing the text 'Pack: RXX', 'DEMY XXX', and 'X_X123_1234.1234 X'. A large, light gray watermark 'EXAMPLE' is overlaid diagonally across the entire label area.

OHA04563

Dry Packing Process and Materials ⁸⁾



OHA00539

Moisture-sensitive product is packed in a dry bag containing desiccant and a humidity card according JEDEC-STD-033.

Notes

The evaluation of eye safety occurs according to the standard IEC 62471:2006 (photo biological safety of lamps and lamp systems). Within the risk grouping system of this IEC standard, the device specified in this data sheet fall into the class **moderate risk (exposure time 0.25 s)**. Under real circumstances (for exposure time, conditions of the eye pupils, observation distance), it is assumed that no endangerment to the eye exists from these devices. As a matter of principle, however, it should be mentioned that intense light sources have a high secondary exposure potential due to their blinding effect. When looking at bright light sources (e.g. headlights), temporary reduction in visual acuity and afterimages can occur, leading to irritation, annoyance, visual impairment, and even accidents, depending on the situation.

Subcomponents of this device contain, in addition to other substances, metal filled materials including silver. Metal filled materials can be affected by environments that contain traces of aggressive substances. Therefore, we recommend that customers minimize device exposure to aggressive substances during storage, production, and use. Devices that showed visible discoloration when tested using the described tests above did show no performance deviations within failure limits during the stated test duration. Respective failure limits are described in the IEC60810.

This device is designed for specific/recommended applications only. Please consult OSRAM Opto Semiconductors Sales Staff in advance for detailed information on other non-recommended applications (e.g. automotive).

Change management for this component is aligned with the requirements of the lighting market.

For further application related information please visit www.osram-os.com/appnotes

Disclaimer

Attention please!

The information describes the type of component and shall not be considered as assured characteristics. Terms of delivery and rights to change design reserved. Due to technical requirements components may contain dangerous substances.

For information on the types in question please contact our Sales Organization.

If printed or downloaded, please find the latest version on the OSRAM OS website.

Packing

Please use the recycling operators known to you. We can also help you – get in touch with your nearest sales office. By agreement we will take packing material back, if it is sorted. You must bear the costs of transport. For packing material that is returned to us unsorted or which we are not obliged to accept, we shall have to invoice you for any costs incurred.

Product and functional safety devices/applications or medical devices/applications

OSRAM OS components are not developed, constructed or tested for the application as safety relevant component or for the application in medical devices.

OSRAM OS products are not qualified at module and system level for such application.

In case buyer – or customer supplied by buyer – considers using OSRAM OS components in product safety devices/applications or medical devices/applications, buyer and/or customer has to inform the local sales partner of OSRAM OS immediately and OSRAM OS and buyer and /or customer will analyze and coordinate the customer-specific request between OSRAM OS and buyer and/or customer.

Glossary

- 1) **Brightness:** Brightness values are measured during a current pulse of typically 10 ms, with a tolerance of +/- 7%.
- 2) **Reverse Operation:** This product is intended to be operated applying a forward current within the specified range. Applying any continuous reverse bias or forward bias below the voltage range of light emission shall be avoided because it may cause migration which can change the electro-optical characteristics or damage the LED.
- 3) **Forward Voltage:** The Forward voltage is measured during a current pulse duration of typically 1 ms with a tolerance of $\pm 0.05V$.
- 4) **Color reproduction index:** Color reproduction index values (CRI-RA) are measured during a current pulse of typically 10 ms and with a tolerance of ± 2 .
- 5) **Chromaticity coordinate groups:** Chromaticity coordinates are measured during a current pulse of typically 25 ms, with an internal reproducibility of ± 0.005 and an expanded uncertainty of ± 0.01 (acc. to GUM with a coverage factor of $k = 3$).
- 6) **Typical Values:** Due to the special conditions of the manufacturing processes of semiconductor devices, the typical data or calculated correlations of technical parameters can only reflect statistical figures. These do not necessarily correspond to the actual parameters of each single product, which could differ from the typical data and calculated correlations or the typical characteristic line. If requested, e.g. because of technical improvements, these typ. data will be changed without any further notice.
- 7) **Characteristic curve:** In the range where the line of the graph is broken, you must expect higher differences between single devices within one packing unit.
- 8) **Tolerance of Measure:** Unless otherwise noted in drawing, tolerances are specified with ± 0.1 and dimensions are specified in mm.
- 9) **Tape and Reel:** All dimensions and tolerances are specified acc. IEC 60286-3 and specified in mm.

Revision History

| Version | Date | Change |
|---------|------------|---|
| 1.5 | 2020-03-11 | Schematic Transportation Box Dimensions of Transportation Box |
| 1.6 | 2021-06-18 | Features Characteristics Electro - Optical Characteristics (Diagrams) |

Published by OSRAM Opto Semiconductors GmbH EU RoHS and China RoHS compliant product
Leibnizstraße 4, D-93055 Regensburg
www.osram-os.com © All Rights Reserved.



此产品符合欧盟 RoHS 指令的要求；
按照中国的相关法规和标准，不含有毒有害物质或元素。

Looking for pricing, stock, or lifecycle information?

Click below to explore more details on WIN SOURCE:

- ⊖ [View GW CS8PM1.PM-LSLU-XX53-1-350-R18 on WIN SOURCE](#)
- ⊖ [OSRAM Opto Semiconductors Inc. Information](#)

Optimize Your Supply Chain with WIN SOURCE Solutions

- ✓ Global Sourcing Solution
- ✓ Obsolete Management
- ✓ Cost Control Management
- ✓ Shortage Management
- ✓ Alternative Solution
- ✓ Excess Inventory Management