




**THE DATASHEET OF
LF1290NP-222**

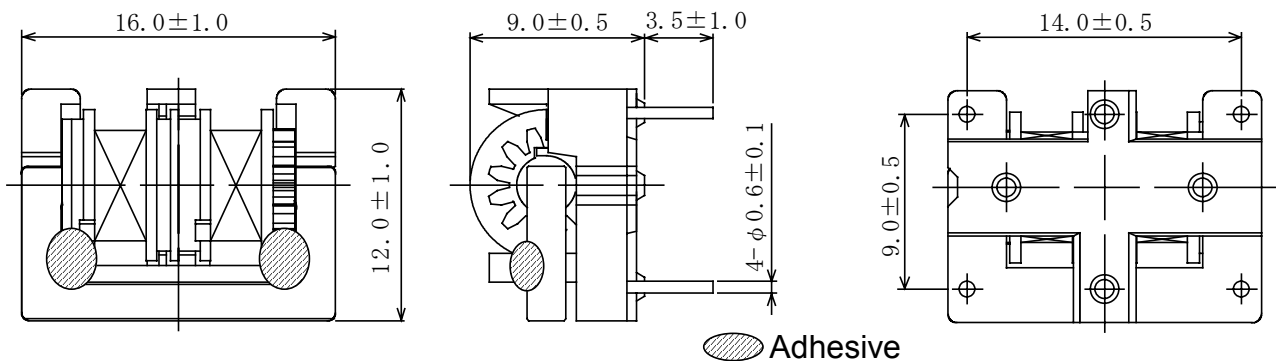


Type: LF1290
◆ Product Description

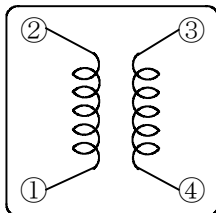
- 17.0×13.0mm Max.(L×W), 9.5mm Max. Height.
- Inductance range: 0.47mH~10mH
- Rated current range: 0.2~1.10A
- In addition to the standard versions of parameters shown here, custom design are available to meet your exact requirements.


◆ Feature

- Small size and large inductance type.
- Excellent attenuation characteristics in low frequency.
- Ideally used in noise prevention for TV,VCR,AV,OA equipment.
- RoHS Compliance

◆ Dimensions (mm)


- * Dimension does not include solder used on coil.
- * Terminal pitch is measured at the base.(not from tip of the pin)

◆ Schematics (Bottom)


- * Winding start is #1,#4 or #2,#3.
- * #1, #2 : should be same polarity.

Type: LF1290
◆ Specification

Part No.	Stamp	Inductance [MIN.](mH) (1-2)(4-3) 1kHz	Inductance Balance [MAX.] (μ H)	D.C.R. (Ω) [MAX.] (1-2)(4-3) (at 20°C)	Rated current (50/60Hz) (Arms)※1
※LF1290NP-471	471	0.47	50	0.15	1.10
※LF1290NP-681	681	0.68	50	0.25	0.85
※LF1290NP-102	102	1.0	150	0.35	0.65
LF1290NP-222	222	2.2	150	0.70	0.45
LF1290NP-392	392	3.9	200	1.20	0.36
LF1290NP-472	472	4.7	300	1.60	0.34
LF1290NP-682	682	6.8	400	2.50	0.25
LF1290NP-103	103	10.0	550	4.00	0.20

※1. Rated current: The AC current at which the temperature rise is $\Delta t=45^{\circ}\text{C}$. ($T_a=20^{\circ}\text{C}$).

※ Please give sufficient consideration to the thick wire used when producing the P.C.B.
(mounting holes ϕ 1.0mm)

Looking for pricing, stock, or lifecycle information?

Click below to explore more details on WIN SOURCE:

-  [View LF1290NP-222 on WIN SOURCE](#)
-  [Sumida America Components Inc. Information](#)

Optimize Your Supply Chain with WIN SOURCE Solutions

-  Global Sourcing Solution
-  Obsolete Management
-  Cost Control Management
-  Shortage Management
-  Alternative Solution
-  Excess Inventory Management