




THE DATASHEET OF
5106A



Rheostat and Tap Switch Hardware

Knobs, Dials, Mounting Fasteners

KNOB



Finger grip with pointer

Finger grip without pointer

Handwheel with pointer


Handwheel without pointer

Finger grip

Any knob can be used with any rheostat and tap switch model which has the corresponding shaft diameter. Knobs are fastened to shafts with slotted set screws.

Slotted set screw*	Hex socket set socket*	Description	Knob dia.	Hole dia.	Fits model
❖ 5102E	—	Bar knob, 2 ¹ / ₄ " long	—	1 ¹ / ₄ "	H, J, G, K, L
✓ 5103E	✓ 5103AE	Bar knob, 1 ¹ / ₄ " long	—	1 ¹ / ₄ "	H, J, G, K, L
✓ 5104E	✓ 5104AE	Handwheel with pointer	3 ¹ / ₄ "	3 ³ / ₈ "	P, N, R, U
✓ 5105E	—	Handwheel without pointer	3 ¹ / ₄ "	3 ³ / ₈ "	P, N, R, U
✓ 5106E	❖ 5106AE	Handwheel with pointer	3 ¹ / ₄ "	1 ¹ / ₄ "	H, J, G, K, L
❖ 5107E	—	Handwheel without pointer	3 ¹ / ₄ "	1 ¹ / ₄ "	H, J, G, K, L
✓ 5109E	✓ 5109AE	Finger-grip with pointer	1 ⁵ / ₈ "	1 ¹ / ₄ "	H, J, G, K, L
✓ 5110E	❖ 5110AE	Finger-grip without pointer	1 ⁵ / ₈ "	1 ¹ / ₄ "	H, J, G, K, L
✓ 5111E	✓ 5111AE	Finger-grip with pointer	2 ³ / ₈ "	1 ¹ / ₄ "	H, J, G, K, L
❖ 5112E	❖ 5112AE	Finger-grip without pointer	2 ³ / ₈ "	1 ¹ / ₄ "	H, J, G, K, L
✓ 5150E	❖ 5150AE	Finger-grip	1 ¹ / ₂ "	1 ¹ / ₄ "	H, J, G, K, L
✓ 5151E	—	Finger-grip	3 ³ / ₄ "	1 ¹ / ₈ "	C, E
—	✓ 5152AE	Like 5104 (shorter pointer)	3 ¹ / ₄ "	1 ¹ / ₄ "	H, J, G, K, L

RHEOSTAT TANDEM COUPLING KITS



Ohmite coupling kits permit tandem mounting of two rheostat units. A coupling fastens to the shaft of the back unit; projections on the coupling engage the recesses in the driving hub of the front unit.

Each kit consists of a steel "U" frame, a coupling with set screw, mica washer, allen wrench and instructions.

Part No.*	Front mount models	Rear mount models	Max. panel thickness
✓ 6532E	H, J	H, J, G, K, L	5 ⁵ / ₃₂ "
✓ 6533E	G, K, L	H, J, G, K, L	1 ¹ / ₈ "
❖ 6591E	E	E	1 ¹ / ₁₆ "

* Part available in RoHS (with "E" suffix) and non-RoHS version

✓ = Standard values

❖ = Non-standard values subject to minimum handling charge per item

(continued)

Rheostat and Tap Switch Hardware

Knobs, Dials, Mounting Fasteners

DIALS



Handsomely finished, black-enameled, aluminum dials for Ohmite rheostats and tap switches. Figures and lines are etched on a black background for contrast and ease of readability. On rheostat dials, divisions indicating approximate percentage of rheostat resistance in circuit are marked from 0 to 100. On tap switch dials, Number of dial positions are identical with number of switch positions.

Part No.*	For model	For knob	Dial dia.
✓ 5007E	C, E	5151	1 1/4"
✓ 5000E	H, J, G, K, L	5150, 5116, 5103	2 3/16"
✓ 5001E	P, N, R, U	5104, 5106	5 1/2"
✓ 5002E-†	111, 212 (single), 312 (single)	5109, 5116, 5150	2 3/4"
✓ 5003E-†	212 (tandem), 312 (tandem), 412	5111, 5152A	3 3/4"
✓ 5004E-†	608	5104	5 1/2"

† Specify number of positions as suffix.

RHEOSTAT REPAIR KITS

Electrical contact replacement kit. Kit includes contact/slip ring assemblies (for round and ribbon wire rheostats), copper graphite washer, spring arm and hub. Instructions included.



Part No.*	Rheostat model
✓ 7070E	P
✓ 7071E	N
✓ 7072E	R
✓ 7074E	U

EXTRA MOUNTING HARDWARE

Kit contains 25 each, nuts and lock washers for panel mounting units.

Part No.*	For model
✓ 7090E	E
✓ 7091E	H, J, G, K, L, 111, 212, 711


* Part available in RoHS (with "E" suffix) and non-RoHS version

✓ = Standard values

❖ = Non-standard values subject to minimum handling charge per item

Looking for pricing, stock, or lifecycle information?

Click below to explore more details on WIN SOURCE:

 [View 5106A on WIN SOURCE](#)

 [Ohmite Information](#)

Optimize Your Supply Chain with WIN SOURCE Solutions

-  Global Sourcing Solution
-  Obsolete Management
-  Cost Control Management
-  Shortage Management
-  Alternative Solution
-  Excess Inventory Management