




**THE DATASHEET OF
0449004.MR**



449 Series Fuse



Description

The lead free NANO² Slo-Blo fuse is RoHS compliant, Halogen Free and 100% lead-free. This product is fully compatible with lead-free solder alloys and higher temperature profiles associated with lead-free assembly. The Slo-Blo fuse design has enhanced inrush withstand characteristics over the NANO² Fast-Acting Fuse. The unique time delay feature of this fuse design helps solve the problem of nuisance “opening” by accommodating inrush currents that normally cause a fast-acting fuse to open.

Agency Approvals

Agency	Agency File Number	Ampere Range
	E10480	0.375A - 5A
	NBK030205-E10480B	1A - 5A

Features

- Lead-free, Halogen free and RoHS compliant
- Low temperature derating
- Small size
- UL Recognized to UL/CSA/NMX UL 248-1 and UL/CSA/NMX UL 248-14
- Wide range of current ratings available
- Conforms to DENAN’s Appendix 3
- Wide operating temperature range

Electrical Characteristics for Series

% of Ampere Rating	Opening Time
100%	4 hours, Minimum
200%	1 sec., Min.; 60 sec., Max.
300%	0.2 sec., Min.; 3 sec., Max
800%	0.002 sec., Min.; 0.1 sec., Max.

Applications

Secondary protection for space constrained applications:

- Notebook PC
- LCD/PDP TV
- LCD monitor
- LCD/PDP panel
- LCD backlight inverter
- Portable DVD player
- Power supply
- Networking
- PC server
- Cooling fan system
- Storage system
- Telecom system
- Wireless basestation
- White goods
- Game console
- Office Automation equipment
- Battery charging circuit protection
- Industrial equipment

Additional Information



Datasheet



Resources



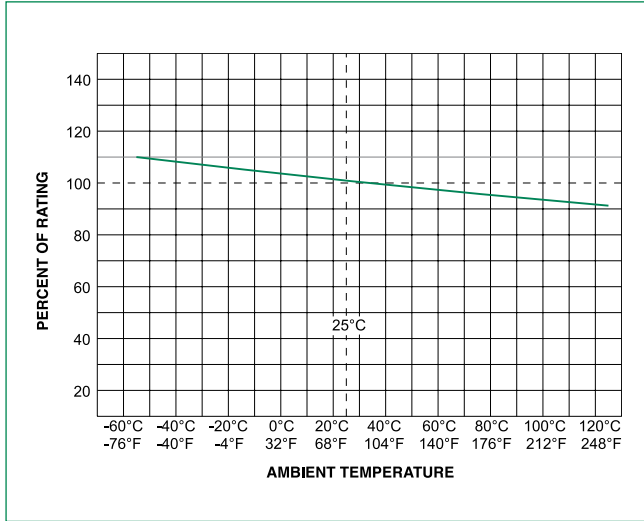
Samples

Electrical Specifications by Item

Ampere Rating (A)	Amp Code	Max Voltage Rating (V)	Interrupting Rating	Nominal Cold Resistance (Ohms)	Nominal Melting I ² t (A ² sec)	Agency Approvals	
0.375	.375	125	50A @125 VAC/VDC PSE: 100A @100 VAC	1.5130	0.088	x	
0.500	.500	125		0.7633	0.258	x	
0.750	.750	125		0.4080	0.847	x	
1.00	001.	125		0.2516	1.76	x	x
1.50	01.5	125		0.1186	4.70	x	x
2.00	002.	125		0.0708	6.76	x	x
2.50	02.5	125		0.0400	13.18	x	x
3.00	003.	125		0.0352	19.55	x	x
3.50	03.5	125		0.0261	32.70	x	x
4.00	004.	125		0.0227	40.80	x	x
5.00	005.	125		0.0171	59.59	x	x

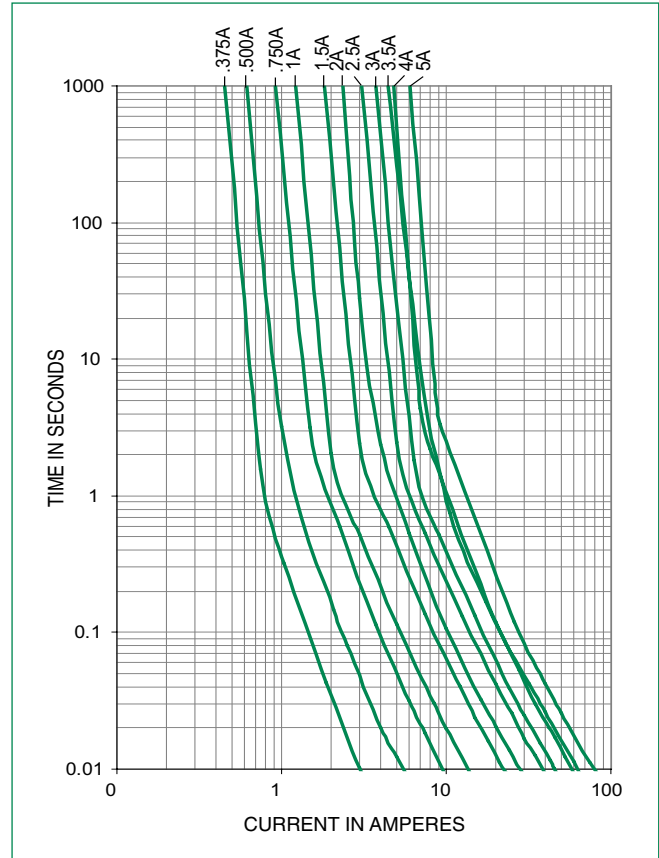
Notes - I²t calculated at 8ms. Resistance is measured at 10% of rated current, 25°C

Temperature Re-rating Curve



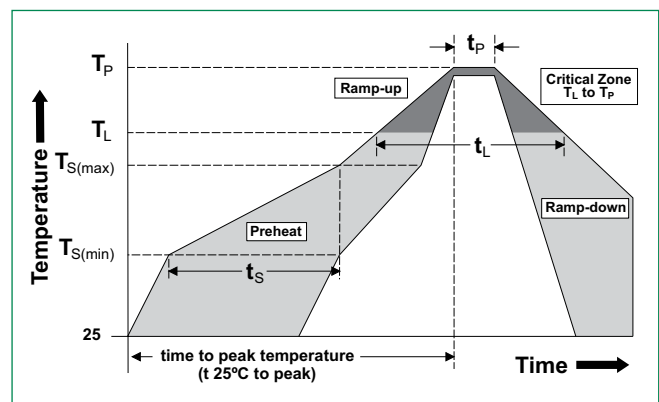
Note:
1. Rerating depicted in this curve is in addition to the standard derating of 25% for continuous operation.

Average Time Current Curves



Soldering Parameters

Reflow Condition		Pb – Free assembly
Pre Heat	- Temperature Min ($T_{s(min)}$)	150°C
	- Temperature Max ($T_{s(max)}$)	200°C
	- Time (Min to Max) (t_s)	60 – 180 secs
Average ramp up rate (Liquidus Temp (T_L) to peak)		3°C/second max.
$T_{s(max)}$ to T_L - Ramp-up Rate		3°C/second max.
Reflow	- Temperature (T_L) (Liquidus)	217°C
	- Temperature (t_t)	60 – 150 seconds
Peak Temperature (T_p)		260 ^{+0/-5} °C
Time within 5°C of actual peak Temperature (t_p)		20 – 40 seconds
Ramp-down Rate		5°C/second max.
Time 25°C to peak Temperature (T_p)		8 minutes max.
Do not exceed		260°C
Wave Soldering Parameters	260°C Peak Temperature, 3 seconds max.	

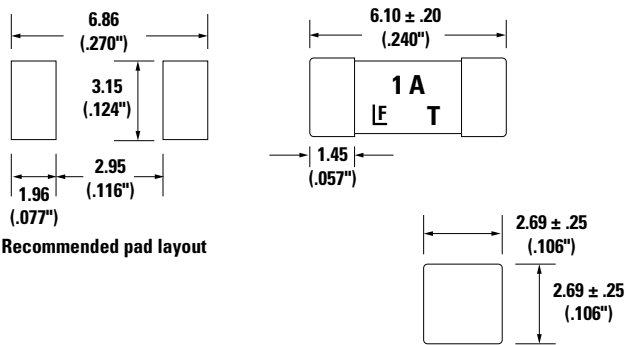


Product Characteristics

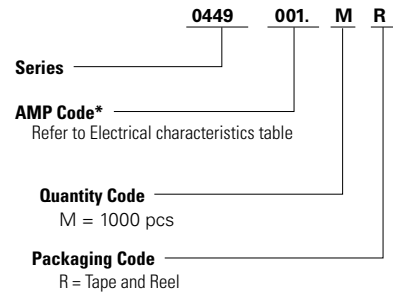
Materials	Body: Ceramic Terminations: Gold-plated Caps
Product Marking	Brand, Amperage Rating
Operating Temperature	-55°C to 125°C
Moisture Sensitivity Level	Level 1, J-STD-020
Solderability	MIL-STD-202, Method 208
Insulation Resistance (after Opening)	MIL-STD-202, Method 302, Test Condition A (10,000 ohms minimum)

Thermal Shock	MIL-STD-202, Method 107, Test Condition B, 5 cycles, -65°C to 125°C, 15 minutes @ each extreme
Mechanical Shock	MIL-STD-202, Method 213, Test I: Deenergized. 100G's pk amplitude, sawtooth wave 6ms duration, 3 cycles XYZ+xyz = 18 shocks
Vibration	MIL-STD-202, Method 201: 0.03" amplitude, 10-55 Hz in 1 min. 2hrs each XYZ=6hrs
Moisture Resistance	MIL-STD-202, Method 106, 10 cycles
Salt Spray	MIL-STD-202, Method 101, Test Condition B (48hrs)
Resistance to Soldering Heat	MIL-STD-202, Method 210, Test condition B (10 sec at 260°C)

Dimensions



Part Numbering System



***Example:**
0.375 Amp product is 0449_375MR (1 amp product shown above).

Packaging

Packaging Option	Packaging Specification	Quantity	Quantity & Packaging Code
12mm Tape and Reel	EIA RS-481-2 (IEC 286, part 3)	1000	MR

Disclaimer Notice - Littelfuse products are not designed for, and shall not be used for, any purpose (including, without limitation, automotive, military, aerospace, medical, life-saving, life-sustaining or nuclear facility applications, devices intended for surgical implant into the body, or any other application in which the failure or lack of desired operation of the product may result in personal injury, death, or property damage) other than those expressly set forth in applicable Littelfuse product documentation. Warranties granted by Littelfuse shall be deemed void for products used for any purpose not expressly set forth in applicable Littelfuse documentation. Littelfuse shall not be liable for any claims or damages arising out of products used in applications not expressly intended by Littelfuse as set forth in applicable Littelfuse documentation. The sale and use of Littelfuse products is subject to Littelfuse Terms and Conditions of Sale, unless otherwise agreed by Littelfuse. Information furnished is believed to be accurate and reliable. However, users should independently evaluate the suitability of and test each product selected for their own applications. Littelfuse products are not designed for, and may not be used in, all applications. Read complete Disclaimer Notice at www.littelfuse.com/disclaimer-electronics.

Looking for pricing, stock, or lifecycle information?

Click below to explore more details on WIN SOURCE:

 [View 0449004.MR on WIN SOURCE](#)

 [Littelfuse Inc. Information](#)

Optimize Your Supply Chain with WIN SOURCE Solutions

-  Global Sourcing Solution
-  Obsolete Management
-  Cost Control Management
-  Shortage Management
-  Alternative Solution
-  Excess Inventory Management