



# THE DATASHEET OF UCZ1E101MCS1GS



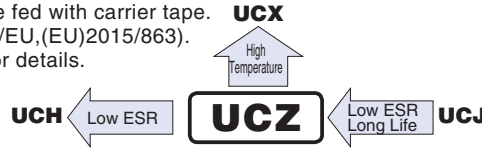
# ALUMINUM ELECTROLYTIC CAPACITORS



Chip Type, High Reliability.  
Low temperature ESR specification.



- Chip type, high temperature range, for +125°C use.
- Added ESR specification after the test at -40°C.
- Applicable to automatic mounting machine fed with carrier tape.
- Compliant to the RoHS directive (2011/65/EU, (EU)2015/863).
- AEC-Q200 Qualified. Please contact us for details.



## Specifications

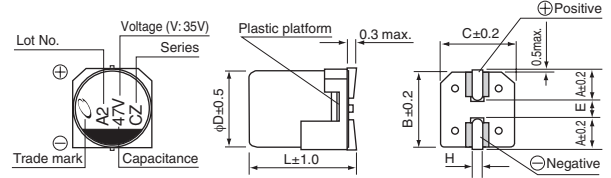
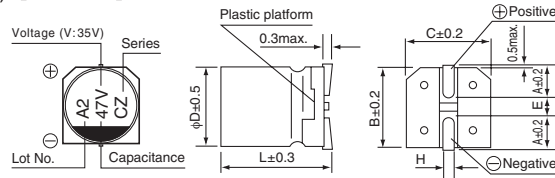
| Item   | Performance Characteristics  |  |  |   |   |   |   |                |          |          |                        |                     |          |      |      |      |      |      |      |
|--|--|--|--|---|---|---|---|----------------|----------|----------|------------------------|---------------------|----------|------|------|------|------|------|------|
| Category Temperature Range   | -40 to +125°C  |  |  |   |   |   |   |                |          |          |                        |                     |          |      |      |      |      |      |      |
| Rated Voltage Range  | 10 to 100V   |  |  |   |   |   |   |                |          |          |                        |                     |          |      |      |      |      |      |      |
| Rated Capacitance Range  | 10 to 3300μF   |  |  |   |   |   |   |                |          |          |                        |                     |          |      |      |      |      |      |      |
| Capacitance Tolerance  | ±20% at 120Hz, 20°C  |  |  |   |   |   |   |                |          |          |                        |                     |          |      |      |      |      |      |      |
| Leakage Current ※  | After 2 minutes' application of rated voltage at 20°C, leakage current is not more than 0.01CV (μA).   |  |  |   |   |   |   |                |          |          |                        |                     |          |      |      |      |      |      |      |
| Tangent of loss angle (tan δ)  | <table border="1"> <tr> <td>Rated voltage (V)</td> <td>10</td> <td>16</td> <td>25</td> <td>35</td> <td>50</td> <td>63</td> <td>80</td> <td>100</td> </tr> <tr> <td>tan δ (max.)</td> <td>0.30</td> <td>0.23</td> <td>0.18</td> <td>0.16</td> <td>0.16</td> <td>0.12</td> <td>0.12</td> <td>0.10</td> </tr> </table>      | Rated voltage (V)                            | 10   | 16  | 25  | 35  | 50  | 63             | 80       | 100      | tan δ (max.)           | 0.30                | 0.23     | 0.18 | 0.16 | 0.16 | 0.12 | 0.12 | 0.10 |
|  | Rated voltage (V)  | 10   | 16   | 25  | 35  | 50  | 63  | 80             | 100      |          |                        |                     |          |      |      |      |      |      |      |
| tan δ (max.)   | 0.30   | 0.23   | 0.18   | 0.16  | 0.16  | 0.12  | 0.12  | 0.10           |          |          |                        |                     |          |      |      |      |      |      |      |
| For capacitance of more than 1000μF, add 0.02 for every increase of 1000μF. (φ12.5 to φ18)   |  |  |  |   |   |   |   |                |          |          |                        |                     |          |      |      |      |      |      |      |
| Stability at Low Temperature   | <table border="1"> <tr> <td>Rated voltage (V)</td> <td>10</td> <td>16</td> <td>25</td> <td>35</td> <td>50</td> <td>63</td> <td>80</td> <td>100</td> </tr> <tr> <td>Impedance ratio (max.)</td> <td>Z(-40°C) / Z(+20°C)</td> <td>12</td> <td>8</td> <td>6</td> <td>4</td> <td>4</td> <td>3</td> <td>3</td> </tr> </table> | Rated voltage (V)                            | 10   | 16  | 25  | 35  | 50  | 63             | 80       | 100      | Impedance ratio (max.) | Z(-40°C) / Z(+20°C) | 12       | 8    | 6    | 4    | 4    | 3    | 3    |
|  | Rated voltage (V)  | 10   | 16   | 25  | 35  | 50  | 63  | 80             | 100      |          |                        |                     |          |      |      |      |      |      |      |
| Impedance ratio (max.)   | Z(-40°C) / Z(+20°C)  | 12   | 8  | 6   | 4   | 4   | 3   | 3              |          |          |                        |                     |          |      |      |      |      |      |      |
| Measurement frequency : 120Hz  |  |  |  |   |   |   |   |                |          |          |                        |                     |          |      |      |      |      |      |      |
| Endurance  | After continuous application of rated voltage at 125°C and then restoring down to 20°C, the readings of measurements shall meet below.   |  |  |   |   |   |   |                |          |          |                        |                     |          |      |      |      |      |      |      |
|  | <table border="1"> <tr> <td>Case size</td> <td>φ6.3 × 5.8L</td> <td>φ6.3 × 7.7L</td> <td>φ8 to φ12.5</td> <td>φ16.18 × 16.5L</td> <td>φ16.18 × 21.5L</td> </tr> <tr> <td>Endurance time</td> <td>1000hrs.</td> <td>2000hrs.</td> <td>3000hrs.</td> <td>3500hrs.</td> <td>4000hrs.</td> </tr> </table>                    | Case size                                    | φ6.3 × 5.8L                                  | φ6.3 × 7.7L                                   | φ8 to φ12.5                                       | φ16.18 × 16.5L                                    | φ16.18 × 21.5L                                    | Endurance time | 1000hrs. | 2000hrs. | 3000hrs.               | 3500hrs.            | 4000hrs. |      |      |      |      |      |      |
|  | Case size  | φ6.3 × 5.8L                                  | φ6.3 × 7.7L                                  | φ8 to φ12.5                                   | φ16.18 × 16.5L                                    | φ16.18 × 21.5L                                    |   |                |          |          |                        |                     |          |      |      |      |      |      |      |
|  | Endurance time   | 1000hrs.                                     | 2000hrs.                                     | 3000hrs.                                      | 3500hrs.  | 4000hrs.  |   |                |          |          |                        |                     |          |      |      |      |      |      |      |
| <table border="1"> <tr> <td>Capacitance change</td> <td>Within ±30% of the initial capacitance value</td> </tr> <tr> <td>tan δ</td> <td>300% or less than the initial specified value</td> </tr> <tr> <td>Leakage current</td> <td>Less than or equal to the initial specified value</td> </tr> </table> | Capacitance change   | Within ±30% of the initial capacitance value | tan δ  | 300% or less than the initial specified value | Leakage current                                   | Less than or equal to the initial specified value |   |                |          |          |                        |                     |          |      |      |      |      |      |      |
| Capacitance change   | Within ±30% of the initial capacitance value   |  |  |   |   |   |   |                |          |          |                        |                     |          |      |      |      |      |      |      |
| tan δ  | 300% or less than the initial specified value  |  |  |   |   |   |   |                |          |          |                        |                     |          |      |      |      |      |      |      |
| Leakage current  | Less than or equal to the initial specified value  |  |  |   |   |   |   |                |          |          |                        |                     |          |      |      |      |      |      |      |
| Shelf Life   |  |  |  |   |   |   |   |                |          |          |                        |                     |          |      |      |      |      |      |      |
| Resistance to soldering heat   | After storing the capacitors under no load at 125°C for 1000 hours and then performing voltage treatment based on JIS C 5101-4 clause 4.1 at 20°C, they shall meet the specified values for the endurance characteristics listed above.  |  |  |   |   |   |   |                |          |          |                        |                     |          |      |      |      |      |      |      |
|  | <table border="1"> <tr> <td>Capacitance change</td> <td>Within ±10% of the initial capacitance value</td> </tr> <tr> <td>tan δ</td> <td>Less than or equal to the initial specified value</td> </tr> <tr> <td>Leakage current</td> <td>Less than or equal to the initial specified value</td> </tr> </table>             | Capacitance change                           | Within ±10% of the initial capacitance value | tan δ   | Less than or equal to the initial specified value | Leakage current                                   | Less than or equal to the initial specified value |                |          |          |                        |                     |          |      |      |      |      |      |      |
| Capacitance change   | Within ±10% of the initial capacitance value   |  |  |   |   |   |   |                |          |          |                        |                     |          |      |      |      |      |      |      |
| tan δ  | Less than or equal to the initial specified value  |  |  |   |   |   |   |                |          |          |                        |                     |          |      |      |      |      |      |      |
| Leakage current  | Less than or equal to the initial specified value  |  |  |   |   |   |   |                |          |          |                        |                     |          |      |      |      |      |      |      |
| Marking  | Black print on the case top.   |  |  |   |   |   |   |                |          |          |                        |                     |          |      |      |      |      |      |      |

## Chip Type

※ I : Leakage Current (μA), C : Rated Capacitance (μF), V : Rated Voltage (V)

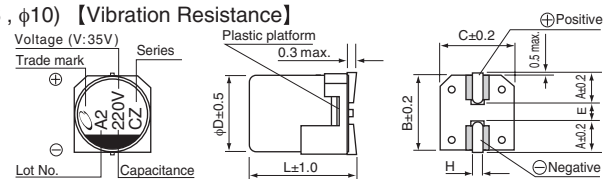
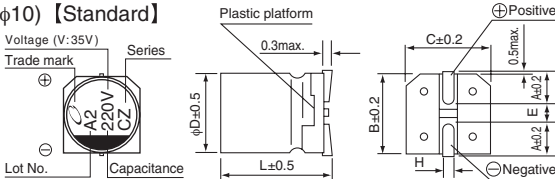
(φ 6.3) 【Standard】 ※ φ6.3 × 5.8L : The vibration structure-resistant product can't support.

(φ 6.3) 【Vibration Resistance】



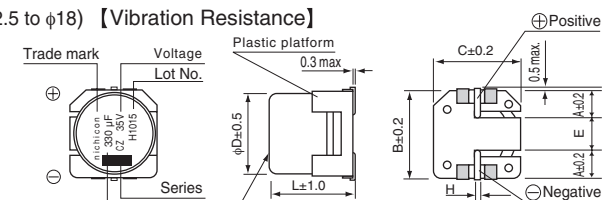
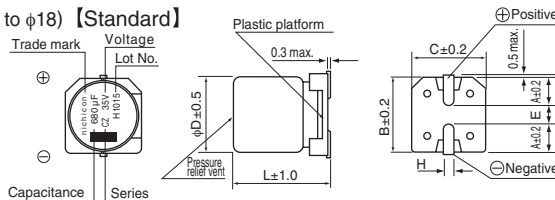
(φ 8, φ10) 【Standard】

(φ 8, φ10) 【Vibration Resistance】



(φ12.5 to φ18) 【Standard】

(φ12.5 to φ18) 【Vibration Resistance】



| Standard | (mm)       |            |            |            |            |               | Vibration Resistance | (mm)    |            |            |            |            |            |            |
|----------|------------|------------|------------|------------|------------|---------------|----------------------|---------|------------|------------|------------|------------|------------|------------|
| φD×L     | 6.3×5.8    | 6.3×7.7    | 8×10       | 10×10      | 12.5×13.5  | 16×16.5, 21.5 | φD×L                 | 6.3×7.7 | 8×10       | 10×10      | φ12.5      | φ16        | φ18        |            |
| A        | 2.4        | 2.4        | 2.9        | 3.2        | 5.15       | 5.65          | 6.65                 | A       | 2.4        | 2.9        | 3.2        | 4.8        | 5.4        | 6.4        |
| B        | 6.6        | 6.6        | 8.3        | 10.3       | 13.6       | 17.1          | 19.1                 | B       | 6.6        | 8.3        | 10.3       | 13.6       | 17.1       | 19.1       |
| C        | 6.6        | 6.6        | 8.3        | 10.3       | 13.6       | 17.1          | 19.1                 | C       | 6.6        | 8.3        | 10.3       | 13.6       | 17.1       | 19.1       |
| E        | 2.2        | 2.2        | 3.1        | 4.5        | (3.3)      | (5.8)         | (5.8)                | E       | 2.2        | 3.1        | 4.5        | (4.0)      | (6.3)      | (6.3)      |
| L        | 5.8        | 7.7        | 10         | 10         | 13.5       | 16.5, 21.5    | 16.5, 21.5           | L       | 7.7        | 10         | 10         | 13.5       | 16.5, 21.5 | 16.5, 21.5 |
| H        | 0.5 to 0.8 | 0.5 to 0.8 | 0.8 to 1.1 | 0.8 to 1.1 | 1.0 to 1.4 | 1.0 to 1.4    | 1.0 to 1.4           | H       | 0.5 to 0.8 | 1.1 to 1.5 | 1.1 to 1.5 | 1.0 to 1.4 | 1.0 to 1.4 | 1.0 to 1.4 |

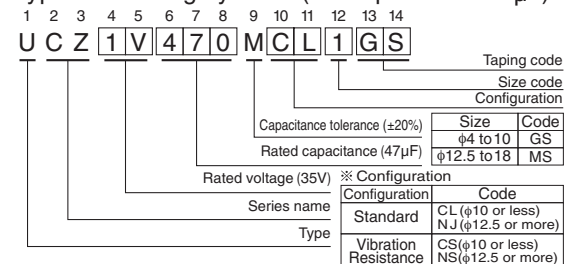
| Voltage | V | 10 | 16 | 25 | 35 | 50 | 63 | 80 | 100 |
|---------|---|----|----|----|----|----|----|----|-----|
| Code    | A | C  | E  | V  | H  | J  | K  | A  | 2A  |

### ● Frequency coefficient of rated ripple current

| Frequency   | 50Hz | 120Hz | 300Hz | 1kHz | 10kHz or more |
|-------------|------|-------|-------|------|---------------|
| Coefficient | 0.35 | 0.50  | 0.64  | 0.83 | 1.00          |

● Dimension table in next page.

### Type numbering system (Example : 35V 47μF)



Design, specifications are subject to change without notice.

ALUMINUM ELECTROLYTIC CAPACITORS

UCZ

■ Dimensions

| Rated Voltage (V) (code) | Rated Capacitance (μF) | Case Size φD×L (mm) | tan δ | Leakage Current (μA) (at 20°C after 2 minutes) | ESR (Ω) max. (20°C/−40°C/100kHz) |               |                              | Rated Ripple (mArms) (125°C/100kHz) | Part Number    |
|--------------------------|------------------------|---------------------|-------|--|----------------------------------|---------------|------------------------------|-------------------------------------|----------------|
|                          |                        |                     |       |  | Initial 20°C                     | Initial −40°C | after endurance test −40°C ※ |                                     |                |
| 10 (1A)                  | 220                    | 8×10                | 0.30  | 22   | 0.20                             | 3.00          | 4.5                          | 270                                 | UCZ1A221M□□1GS |
|                          | 330                    | 8×10                | 0.30  | 33   | 0.20                             | 3.00          | 4.5                          | 270                                 | UCZ1A331M□□6GS |
|                          | 330                    | 10×10               | 0.30  | 33   | 0.15                             | 2.00          | 3.5                          | 500                                 | UCZ1A331M□□1GS |
|                          | 470                    | 10×10               | 0.30  | 47   | 0.15                             | 2.00          | 3.5                          | 500                                 | UCZ1A471M□□1GS |
| 16 (1C)                  | 47                     | 6.3×5.8             | 0.23  | 7.52   | 1.60                             | 24.00         | —                            | 69                                  | UCZ1C470MCL1GS |
|                          | 100                    | 6.3×7.7             | 0.23  | 16   | 0.45                             | 5.00          | 40                           | 197                                 | UCZ1C101M□□6GS |
|                          | 100                    | 8×10                | 0.23  | 16   | 0.20                             | 3.00          | 4.5                          | 270                                 | UCZ1C101M□□1GS |
|                          | 220                    | 8×10                | 0.23  | 35.2   | 0.20                             | 3.00          | 4.5                          | 270                                 | UCZ1C221M□□1GS |
|                          | 330                    | 10×10               | 0.23  | 52.8   | 0.15                             | 2.00          | 3.5                          | 500                                 | UCZ1C331M□□1GS |
|                          | 470                    | 10×10               | 0.23  | 75.2   | 0.15                             | 2.00          | 3.5                          | 500                                 | UCZ1C471M□□1GS |
| 25 (1E)                  | 33                     | 6.3×5.8             | 0.18  | 8.25   | 1.60                             | 24.00         | —                            | 69                                  | UCZ1E330MCL1GS |
|                          | 100                    | 6.3×7.7             | 0.18  | 25   | 0.45                             | 5.00          | 40                           | 197                                 | UCZ1E101M□□6GS |
|                          | 100                    | 8×10                | 0.18  | 25   | 0.20                             | 3.00          | 4.5                          | 270                                 | UCZ1E101M□□1GS |
|                          | 220                    | 8×10                | 0.18  | 55   | 0.20                             | 3.00          | 4.5                          | 270                                 | UCZ1E221M□□6GS |
|                          | 220                    | 10×10               | 0.18  | 55   | 0.15                             | 2.00          | 3.5                          | 500                                 | UCZ1E221M□□1GS |
|                          | 330                    | 10×10               | 0.18  | 82.5   | 0.15                             | 2.00          | 3.5                          | 500                                 | UCZ1E331M□□1GS |
|                          | 820                    | 12.5×13.5           | 0.18  | 205  | 0.060                            | 0.40          | 3                            | 1700                                | UCZ1E821M□□1MS |
|                          | 1000                   | 12.5×13.5           | 0.18  | 250  | 0.060                            | 0.40          | 3                            | 1700                                | UCZ1E102M□□1MS |
|                          | 1200                   | 16×16.5             | 0.18  | 300  | 0.047                            | 0.28          | 1.4                          | 1700                                | UCZ1E122M□□1MS |
|                          | 1600                   | 16×16.5             | 0.18  | 400  | 0.047                            | 0.28          | 1.4                          | 2400                                | UCZ1E162M□□1MS |
|                          | 2200                   | 18×16.5             | 0.20  | 550  | 0.045                            | 0.23          | 1.3                          | 2600                                | UCZ1E222M□□1MS |
|                          | 2700                   | 16×21.5             | 0.20  | 675  | 0.034                            | 0.20          | 0.6                          | 3000                                | UCZ1E272M□□1MS |
|                          | 3300                   | 18×21.5             | 0.22  | 825  | 0.032                            | 0.16          | 0.5                          | 3250                                | UCZ1E332M□□1MS |
| 35 (1V)                  | 10                     | 6.3×5.8             | 0.16  | 3.5  | 1.60                             | 24.00         | —                            | 69                                  | UCZ1V100MCL1GS |
|                          | 22                     | 6.3×5.8             | 0.16  | 7.7  | 1.60                             | 24.00         | —                            | 69                                  | UCZ1V220MCL1GS |
|                          | 33                     | 6.3×7.7             | 0.16  | 11.55  | 0.45                             | 5.00          | 40                           | 197                                 | UCZ1V330M□□1GS |
|                          | 47                     | 6.3×7.7             | 0.16  | 16.45  | 0.45                             | 5.00          | 40                           | 197                                 | UCZ1V470M□□6GS |
|                          | 47                     | 8×10                | 0.16  | 16.45  | 0.20                             | 3.00          | 4.5                          | 270                                 | UCZ1V470M□□1GS |
|                          | 68                     | 8×10                | 0.16  | 23.8   | 0.20                             | 3.00          | 4.5                          | 270                                 | UCZ1V680M□□1GS |
|                          | 100                    | 8×10                | 0.16  | 35   | 0.20                             | 3.00          | 4.5                          | 270                                 | UCZ1V101M□□1GS |
|                          | 220                    | 10×10               | 0.16  | 77   | 0.15                             | 2.00          | 3.5                          | 500                                 | UCZ1V221M□□1GS |
|                          | 470                    | 12.5×13.5           | 0.16  | 164.5  | 0.060                            | 0.40          | 3.0                          | 1700                                | UCZ1V471M□□1MS |
|                          | 560                    | 12.5×13.5           | 0.16  | 196  | 0.060                            | 0.40          | 3.0                          | 1700                                | UCZ1V561M□□1MS |
|                          | 680                    | 12.5×13.5           | 0.16  | 238  | 0.060                            | 0.40          | 3.0                          | 1700                                | UCZ1V681M□□1MS |
|                          | 820                    | 16×16.5             | 0.16  | 287  | 0.047                            | 0.28          | 1.4                          | 2400                                | UCZ1V821M□□1MS |
|                          | 1000                   | 16×16.5             | 0.16  | 350  | 0.047                            | 0.28          | 1.4                          | 2400                                | UCZ1V102M□□1MS |
|                          | 1200                   | 18×16.5             | 0.16  | 420  | 0.045                            | 0.28          | 1.4                          | 2600                                | UCZ1V122M□□1MS |
|                          | 1400                   | 18×16.5             | 0.16  | 490  | 0.045                            | 0.28          | 1.4                          | 2600                                | UCZ1V142M□□1MS |
|                          | 1600                   | 16×21.5             | 0.16  | 560  | 0.034                            | 0.20          | 0.6                          | 3000                                | UCZ1V162M□□1MS |
| 2200                     | 18×21.5                | 0.18                | 770   | 0.032  | 0.16                             | 0.5           | 3250                         | UCZ1V222M□□1MS                      |                |
| 50 (1H)                  | 10                     | 6.3×5.8             | 0.16  | 5  | 2.80                             | 42.00         | —                            | 51                                  | UCZ1H100MCL1GS |
|                          | 22                     | 6.3×7.7             | 0.16  | 11   | 0.50                             | 5.00          | 40                           | 197                                 | UCZ1H220M□□1GS |
|                          | 33                     | 6.3×7.7             | 0.16  | 16.5   | 0.50                             | 5.00          | 40                           | 197                                 | UCZ1H330M□□6GS |
|                          | 33                     | 8×10                | 0.16  | 16.5   | 0.25                             | 3.50          | 6                            | 270                                 | UCZ1H330M□□1GS |
|                          | 47                     | 6.3×7.7             | 0.16  | 23.5   | 0.50                             | 5.00          | 40                           | 197                                 | UCZ1H470M□□6GS |
|                          | 47                     | 8×10                | 0.16  | 23.5   | 0.25                             | 3.50          | 6                            | 270                                 | UCZ1H470M□□1GS |
|                          | 100                    | 10×10               | 0.16  | 50   | 0.20                             | 2.50          | 4.5                          | 500                                 | UCZ1H101M□□1GS |
|                          | 390                    | 12.5×13.5           | 0.16  | 195  | 0.10                             | 0.44          | 4.0                          | 1300                                | UCZ1H391M□□1MS |
|                          | 470                    | 16×16.5             | 0.16  | 235  | 0.080                            | 0.34          | 2.6                          | 2000                                | UCZ1H471M□□1MS |
|                          | 560                    | 16×16.5             | 0.16  | 280  | 0.080                            | 0.34          | 2.6                          | 2000                                | UCZ1H561M□□1MS |
|                          | 680                    | 18×16.5             | 0.16  | 340  | 0.078                            | 0.32          | 2.6                          | 2100                                | UCZ1H681M□□1MS |
|                          | 820                    | 18×16.5             | 0.16  | 410  | 0.078                            | 0.32          | 2.6                          | 2100                                | UCZ1H821M□□1MS |
|                          | 1000                   | 16×21.5             | 0.16  | 500  | 0.040                            | 0.22          | 1.5                          | 2800                                | UCZ1H102M□□1MS |
|                          | 1200                   | 18×21.5             | 0.16  | 600  | 0.038                            | 0.20          | 1.5                          | 2900                                | UCZ1H122M□□1MS |

□□ : Enter the appropriate configuration code.

Design, specifications are subject to change without notice.

ALUMINUM ELECTROLYTIC CAPACITORS

UCZ

■ Dimensions

| Rated Voltage (V) (code) | Rated Capacitance (μF) | Case Size φD×L(mm) | tan δ | Leakage Current (μA) (at 20°C after 2 minutes) | ESR (Ω) max. (20°C/−40°C/100kHz) |               |                              | Rated Ripple (mArms) (125°C/100kHz) | Part Number    |
|--------------------------|------------------------|--------------------|-------|--|----------------------------------|---------------|------------------------------|-------------------------------------|----------------|
|                          |                        |                    |       |  | Initial 20°C                     | Initial −40°C | after endurance test −40°C ※ |                                     |                |
| 63 (1J)                  | 10                     | 6.3×7.7            | 0.12  | 6.3  | 2.00                             | 100.00        | —                            | 60                                  | UCZ1J100M□□1GS |
|                          | 22                     | 8×10               | 0.12  | 13.86  | 0.70                             | 35.00         | —                            | 100                                 | UCZ1J220M□□1GS |
|                          | 33                     | 8×10               | 0.12  | 20.79  | 0.70                             | 35.00         | —                            | 100                                 | UCZ1J330M□□6GS |
|                          | 33                     | 10×10              | 0.12  | 20.79  | 0.50                             | 25.00         | —                            | 170                                 | UCZ1J330M□□1GS |
|                          | 47                     | 8×10               | 0.12  | 29.61  | 0.70                             | 35.00         | —                            | 100                                 | UCZ1J470M□□6GS |
|                          | 47                     | 10×10              | 0.12  | 29.61  | 0.50                             | 25.00         | —                            | 170                                 | UCZ1J470M□□1GS |
|                          | 150                    | 12.5×13.5          | 0.12  | 94.5   | 0.20                             | 1.30          | 14                           | 1000                                | UCZ1J151M□□1MS |
|                          | 180                    | 12.5×13.5          | 0.12  | 113.4  | 0.20                             | 1.30          | 14                           | 1000                                | UCZ1J181M□□1MS |
|                          | 220                    | 12.5×13.5          | 0.12  | 138.6  | 0.20                             | 1.30          | 14                           | 1000                                | UCZ1J221M□□1MS |
|                          | 390                    | 16×16.5            | 0.12  | 245.7  | 0.13                             | 0.90          | 4.8                          | 1900                                | UCZ1J391M□□1MS |
|                          | 470                    | 18×16.5            | 0.12  | 296.1  | 0.11                             | 0.82          | 3.9                          | 2000                                | UCZ1J471M□□1MS |
|                          | 560                    | 16×21.5            | 0.12  | 352.8  | 0.070                            | 0.46          | 2.0                          | 2500                                | UCZ1J561M□□1MS |
| 750                      | 18×21.5                | 0.12               | 472.5 | 0.068  | 0.44                             | 1.8           | 2600                         | UCZ1J751M□□1MS                      |                |
| 80 (1K)                  | 10                     | 8×10               | 0.12  | 8  | 0.75                             | 50.00         | —                            | 70                                  | UCZ1K100M□□1GS |
|                          | 22                     | 8×10               | 0.12  | 17.6   | 0.75                             | 50.00         | —                            | 70                                  | UCZ1K220M□□6GS |
|                          | 22                     | 10×10              | 0.12  | 17.6   | 0.55                             | 35.00         | —                            | 115                                 | UCZ1K220M□□1GS |
|                          | 33                     | 8×10               | 0.12  | 26.4   | 0.75                             | 50.00         | —                            | 70                                  | UCZ1K330M□□6GS |
|                          | 33                     | 10×10              | 0.12  | 26.4   | 0.55                             | 35.00         | —                            | 115                                 | UCZ1K330M□□1GS |
|                          | 47                     | 10×10              | 0.12  | 37.6   | 0.55                             | 35.00         | —                            | 115                                 | UCZ1K470M□□1GS |
|                          | 150                    | 12.5×13.5          | 0.12  | 120  | 0.28                             | 1.90          | 14                           | 700                                 | UCZ1K151M□□1MS |
|                          | 270                    | 16×16.5            | 0.12  | 216  | 0.19                             | 1.40          | 4.8                          | 1000                                | UCZ1K271M□□1MS |
|                          | 330                    | 18×16.5            | 0.12  | 264  | 0.17                             | 1.10          | 3.9                          | 1100                                | UCZ1K331M□□1MS |
|                          | 390                    | 16×21.5            | 0.12  | 312  | 0.12                             | 0.80          | 2.6                          | 1600                                | UCZ1K391M□□1MS |
|                          | 520                    | 18×21.5            | 0.12  | 416  | 0.11                             | 0.70          | 2.4                          | 1700                                | UCZ1K521M□□1MS |
| 100 (2A)                 | 10                     | 8×10               | 0.10  | 10   | 0.75                             | 50.00         | —                            | 70                                  | UCZ2A100M□□1GS |
|                          | 22                     | 8×10               | 0.10  | 22   | 0.75                             | 50.00         | —                            | 70                                  | UCZ2A220M□□6GS |
|                          | 22                     | 10×10              | 0.10  | 22   | 0.55                             | 35.00         | —                            | 115                                 | UCZ2A220M□□1GS |
|                          | 33                     | 10×10              | 0.10  | 33   | 0.55                             | 35.00         | —                            | 115                                 | UCZ2A330M□□1GS |
|                          | 82                     | 12.5×13.5          | 0.10  | 82   | 0.28                             | 1.90          | 22                           | 700                                 | UCZ2A820M□□1MS |
|                          | 150                    | 16×16.5            | 0.10  | 150  | 0.19                             | 1.40          | 4.8                          | 1000                                | UCZ2A151M□□1MS |
|                          | 180                    | 18×16.5            | 0.10  | 180  | 0.17                             | 1.10          | 3.9                          | 1100                                | UCZ2A181M□□1MS |
|                          | 220                    | 16×21.5            | 0.10  | 220  | 0.12                             | 0.80          | 2.6                          | 1600                                | UCZ2A221M□□1MS |
|                          | 300                    | 18×21.5            | 0.10  | 300  | 0.11                             | 0.70          | 2.4                          | 1700                                | UCZ2A301M□□1MS |

□□ : Enter the appropriate configuration code.



※ Guaranteed time of ESR after endurance test

| Size                               | Guaranteed time |          |
|------------------------------------|-----------------|----------|
| φ6.3 × 5.8L                        | —               |          |
| φ6.3 × 7.7L, φ8 × 10L<br>φ10 × 10L | 10 to 50V       | 2000hrs. |
|                                    | 63 to 100V      | —        |
| φ12.5                              | 2000hrs.        |          |
| φ16, 18 × 16.5L                    | 2000hrs.        |          |
| φ16, 18 × 21.5L                    | 3000hrs.        |          |

Design, specifications are subject to change without notice.

## Looking for pricing, stock, or lifecycle information?

Click below to explore more details on WIN SOURCE:

-  [View UCZ1E101MCS1GS on WIN SOURCE](#)
-  [Nichicon Information](#)

## Optimize Your Supply Chain with WIN SOURCE Solutions

-  Global Sourcing Solution
-  Obsolete Management
-  Cost Control Management
-  Shortage Management
-  Alternative Solution
-  Excess Inventory Management