



**THE DATASHEET OF
UZG1E220MCL1GB**



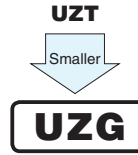
ALUMINUM ELECTROLYTIC CAPACITORS

UZG

3.95mmLmax. Chip Type,
Wide Temperature Range



- Chip type with 3.95mmLmax height. Operating over wide temperature range of -40 to +105°C.
- Designed for surface mounting on high density PC board.
- Applicable to automatic mounting machine fed with carrier tape.
- Compliant to the RoHS directive (2011/65/EU,(EU)2015/863).
- AEC-Q200 Qualified. Please contact us for details.

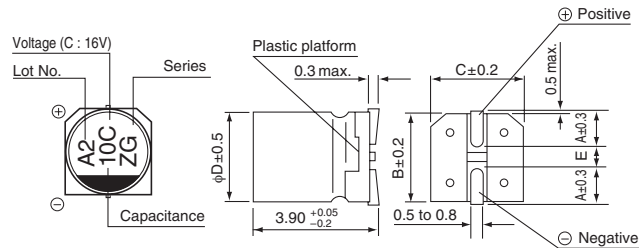


Specifications

Item	Performance Characteristics								
Category Temperature Range	-40 to +105°C								
Rated Voltage Range	6.3 to 50V								
Rated Capacitance Range	1 to 100μF								
Capacitance Tolerance	±20% at 120Hz, 20°C								
Leakage Current ※	After 2 minutes' application of rated voltage at 20°C, leakage current is not more than 0.01 CV or 3 (μA) , whichever is greater.								
Tangent of loss angle (tan δ)	Rated voltage (V)	6.3	10	16	25	35	50	120Hz 20°C	
	tan δ (max.)	0.38	0.32	0.20	0.16	0.14	0.14		
Stability at Low Temperature	Rated voltage (V)	6.3	10	16	25	35	50	120Hz	
	Impedance ratio ZT / Z20 (max.)	Z(-25°C) / Z(+20°C)	6	5	3	3	3		3
		Z(-40°C) / Z(+20°C)	10	10	6	6	4		4
Endurance	The specifications listed at right shall be met when the capacitors are restored to 20°C after the rated voltage is applied for 1000 hours at 105°C.							Capacitance change	Within ±30% of the initial capacitance value
								tan δ	300% or less than the initial specified value
								Leakage current	Less than or equal to the initial specified value
Shelf Life	After storing the capacitors under no load at 105°C for 1000 hours and then performing voltage treatment based on JIS C 5101-4 clause 4.1 at 20°C, they shall meet the specified values for the endurance characteristics listed above.								
Resistance to soldering heat	The capacitors are kept on a hot plate for 30 seconds, which is maintained at 250°C. The capacitors shall meet the characteristic requirements listed at right when they are removed from the plate and restored to 20°C.							Capacitance change	Within ±10% of the initial capacitance value
								tan δ	Less than or equal to the initial specified value
								Leakage current	Less than or equal to the initial specified value
Marking	Black print on the case top.								

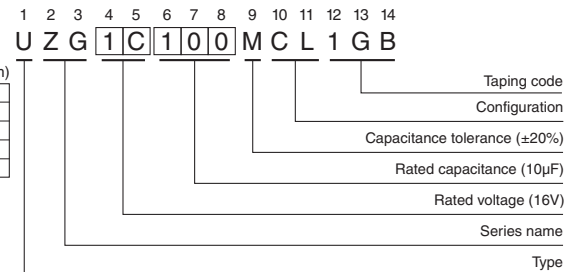
※ I : Leakage Current (μA), C : Rated Capacitance (μF), V : Rated Voltage (V)

Chip Type



Voltage	
V	6.3 10 16 25 35 50
Code	j A C E V H

Type numbering system (Example : 16V 10μF)



Frequency coefficient of rated ripple current

Frequency	50 Hz	120 Hz	300 Hz	1 kHz	10 kHz or more
Coefficient	0.70	1.00	1.17	1.36	1.50

• Dimension table in next page.

UZG



■ Dimensions

Rated Voltage (V) (code)	Rated Capacitance (μ F)	Case Size ϕ D \times L (mm)	$\tan \delta$	Leakage Current (μ A) (at 20°C after 2 minutes)	Rated Ripple (mArms) (105°C/120Hz)	Part Number
6.3 (0J)	22	4 \times 3.9	0.38	3	19	UZG0J220MCL1GB
	33	5 \times 3.9	0.38	3	26	UZG0J330MCL1GB
	47	5 \times 3.9	0.38	3	32	UZG0J470MCL1GB
	100	6.3 \times 3.9	0.38	6.3	52	UZG0J101MCL1GB
10 (1A)	22	5 \times 3.9	0.32	3	24	UZG1A220MCL1GB
	33	5 \times 3.9	0.32	3.3	30	UZG1A330MCL1GB
	47	6.3 \times 3.9	0.32	4.7	40	UZG1A470MCL1GB
16 (1C)	10	4 \times 3.9	0.20	3	16	UZG1C100MCL1GB
	22	5 \times 3.9	0.20	3.52	26	UZG1C220MCL1GB
	33	6.3 \times 3.9	0.20	5.28	35	UZG1C330MCL1GB
	47	6.3 \times 3.9	0.20	7.52	44	UZG1C470MCL1GB
25 (1E)	4.7	4 \times 3.9	0.16	3	11	UZG1E4R7MCL1GB
	10	5 \times 3.9	0.16	3	20	UZG1E100MCL1GB
	22	6.3 \times 3.9	0.16	5.5	33	UZG1E220MCL1GB
	33	6.3 \times 3.9	0.16	8.25	42	UZG1E330MCL1GB
35 (1V)	4.7	4 \times 3.9	0.14	3	13	UZG1V4R7MCL1GB
	10	5 \times 3.9	0.14	3.5	22	UZG1V100MCL1GB
	22	6.3 \times 3.9	0.14	7.7	36	UZG1V220MCL1GB
50 (1H)	1	4 \times 3.9	0.14	3	5.4	UZG1H010MCL1GB
	2.2	4 \times 3.9	0.14	3	9.6	UZG1H2R2MCL1GB
	3.3	4 \times 3.9	0.14	3	12	UZG1H3R3MCL1GB
	4.7	5 \times 3.9	0.14	3	16	UZG1H4R7MCL1GB
	10	6.3 \times 3.9	0.14	5	26	UZG1H100MCL1GB

- For taping specifications, recommended land size/soldering by reflow and minimum order quantity, please refer to the Guidelines for Aluminum Electrolytic Capacitors.

Looking for pricing, stock, or lifecycle information?

Click below to explore more details on WIN SOURCE:

-  [View UZG1E220MCL1GB on WIN SOURCE](#)
-  [Nichicon Information](#)

Optimize Your Supply Chain with WIN SOURCE Solutions

-  Global Sourcing Solution
-  Obsolete Management
-  Cost Control Management
-  Shortage Management
-  Alternative Solution
-  Excess Inventory Management