




**THE DATASHEET OF  
QYX2A103KTP**



## QYX Foil Type Polyester Film Capacitor (Standard type)

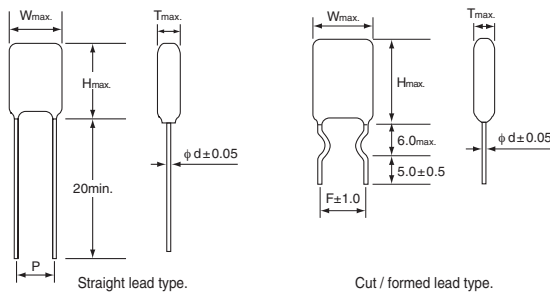
- Inductive construction, using a dielectric of polyester film together with aluminum foil.
- Coated with epoxy resin for superior heat resistance, humidity resistance and solvent resistance.
- Suited for use in commercial and industrial applications.
- Available for automatic insertion systems.
- Compliant to the RoHS directive (2011/65/EU, (EU)2015/863).



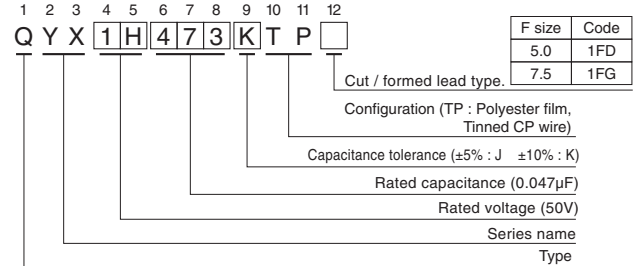
### Specifications

Item	Performance Characteristics
Category Temperature Range	-40 to +85°C
Rated Voltage	50, 100VDC
Rated Capacitance Range	0.001 to 0.47μF
Capacitance Tolerance	±5% (J), ±10% (K)
Dielectric Loss Tangent	0.8% or less (at 1kHz 20°C)
Insulation Resistance	30000 MΩ or more
Withstand Voltage	Between Terminals : Rated Voltage × 250%, 1 to 5 secs. Between Terminals and Coverage: Rated Voltage × 200%, 1 to 5 secs.
Encapsulation	Epoxy resin

### Drawing



### Type numbering system (Example : 50V 0.047μF)



### Dimensions

Unit : mm

Cap. (μF)	V (Code)	Code	Size	50VDC (1H)					100VDC (2A)						
				T	W	H	d	P	F	T	W	H	d	P	F
0.001	102			2.5	5.0	8.5	0.5	3.5 ± 0.75	5.0	2.8	5.5	11.5	0.5	3.5 <sup>+1.0</sup> / <sub>-1.2</sub>	5.0
0.0015	152			2.5	5.0	8.5	0.5	3.5 ± 0.75	5.0	2.8	5.5	12.0	0.5	3.5 <sup>+1.0</sup> / <sub>-1.2</sub>	5.0
0.0022	222			3.0	5.5	8.5	0.5	3.5 ± 0.75	5.0	2.8	5.5	12.0	0.5	3.5 <sup>+1.0</sup> / <sub>-1.2</sub>	5.0
0.0033	332			3.0	5.5	8.5	0.5	3.5 ± 0.75	5.0	2.8	5.5	12.0	0.5	3.5 <sup>+1.0</sup> / <sub>-1.2</sub>	5.0
0.0047	472			3.0	6.0	8.5	0.5	3.5 ± 0.75	5.0	3.0	6.0	12.0	0.5	3.5 <sup>+1.0</sup> / <sub>-1.2</sub>	5.0
0.0068	682			3.5	6.0	8.5	0.5	3.5 ± 0.75	5.0	3.0	6.0	12.0	0.5	5.0 ± 1.0	5.0
0.01	103			3.5	6.0	8.5	0.5	3.5 ± 0.75	5.0	3.0	6.5	12.0	0.5	5.0 ± 1.0	5.0
0.015	153			3.5	6.0	10.0	0.5	3.5 ± 0.75	5.0	3.0	6.5	13.0	0.5	5.0 ± 1.0	5.0
0.022	223			3.5	6.5	10.5	0.5	3.5 ± 0.75	5.0	3.5	7.0	13.0	0.5	5.0 ± 1.0	5.0
0.033	333			4.0	7.0	10.5	0.5	3.5 ± 0.75	5.0	3.5	7.5	13.0	0.5	5.0 ± 1.0	5.0
0.047	473			4.5	7.5	11.0	0.5	5.0 ± 1.0	5.0	4.5	8.5	14.0	0.5	5.0 ± 1.0	5.0
0.068	683			5.0	8.0	11.0	0.5	5.0 ± 1.0	5.0	4.5	9.5	14.0	0.5	7.5 <sup>+1.0</sup> / <sub>-1.2</sub>	7.5
0.1	104			5.5	9.0	12.0	0.5	5.0 ± 1.0	5.0	5.5	11.0	14.0	0.5	7.5 <sup>+1.0</sup> / <sub>-1.2</sub>	7.5
0.15	154			6.5	10.0	13.5	0.5	5.0 ± 1.0	5.0	6.0	12.5	15.5	0.5	10.0 <sup>+1.0</sup> / <sub>-1.2</sub>	7.5
0.22	224			7.0	11.0	13.5	0.5	7.5 <sup>+1.0</sup> / <sub>-1.2</sub>	7.5	7.0	14.0	15.5	0.5	10.0 <sup>+1.0</sup> / <sub>-1.2</sub>	7.5
0.33	334			8.0	12.5	16.0	0.6	7.5 <sup>+1.0</sup> / <sub>-1.2</sub>	7.5	8.0	14.5	18.5	0.6	10.0 <sup>+1.0</sup> / <sub>-1.2</sub>	7.5
0.47	474			9.5	14.0	16.5	0.6	7.5 <sup>+1.0</sup> / <sub>-1.2</sub>	7.5	9.5	16.5	18.5	0.6	10.0 <sup>+1.0</sup> / <sub>-1.2</sub>	7.5

F : lead pitch for cut / formed lead wires.







## Looking for pricing, stock, or lifecycle information?

Click below to explore more details on WIN SOURCE:

 [View QYX2A103KTP](#) on WIN SOURCE

 [Nichicon](#) Information

## Optimize Your Supply Chain with WIN SOURCE Solutions

-  Global Sourcing Solution
-  Obsolete Management
-  Cost Control Management
-  Shortage Management
-  Alternative Solution
-  Excess Inventory Management