



**THE DATASHEET OF
BK12022502-H**



DATA SHEET

SPARK GAP PROTECTORS POWER SUPPLIES

BK1-H series

RoHS compliant & Halogen free




Product specification— July 04, 2023 V.1



Spark Gap (SPG) Data Sheet

Features

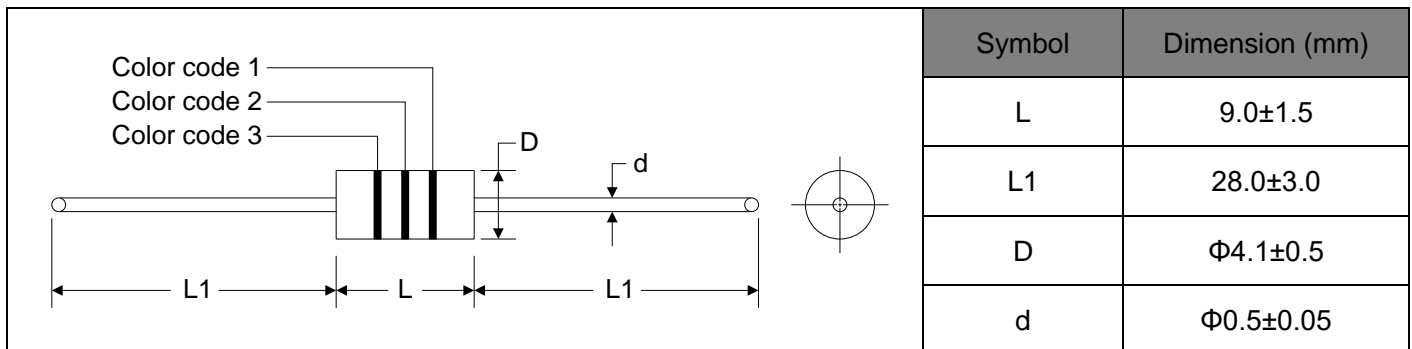
- Approximately zero leaking current before clamping voltage
- Less decay at on/off state.
- High capability to withstand repeated lightning strikes.
- Low electrode capacitance($\leq 1.0\text{pF}$) and high isolation($\geq 100\text{M}\Omega$).
- RoHS compliant.
- Bilateral symmetrical.
- Temperature, humidity and lightness insensitive.
- No dark effect.
- Operating temperature: $-40^{\circ}\text{C} \sim +85^{\circ}\text{C}$
- Storage temperature: $-40^{\circ}\text{C} \sim +125^{\circ}\text{C}$
- Meets MSL level 1, per J-STD-020



Applications

- Power Supplies
- Motor sparks eliminating
- Relay switching spark absorbing
- Data line pulse guarding
- Telephone/Fax/Modem
- High frequency signal transmitters/receivers
- Satellite antenna
- Radio amplifiers
- Alarm systems
- Cathode ray tubes in Monitors/TVs

Dimensions



Electrical Characteristics

Part Number	Type ①	DC Spark-over Voltage	Minimum Insulation Resistance		Maximum Capacitance (1KHz-6V _{MAX})	Surge Current Capacity (8/20μs)	AC Withstanding Voltage
		V _s (V)	Test Voltage(V)	IR _{OHM} (MΩ)	C(pf)		
BK12005002	H	1000±20%	500	100	1.0	1500A	-
BK12007502	H	1500±20%	500	100	1.0	1500A	-
BK12009002	H	1800±20%	500	100	1.0	1500A	-
BK12010002	H	2000±20%	500	100	1.0	1500A	-
BK12012002	H	2400±20%	500	100	1.0	1500A	AC1200V, 3sec.
BK12013502	H	2700±20%	500	100	1.0	1500A	AC1200V, 3sec.
BK12015002	H	3000±20%	500	100	1.0	1500A	AC1500V, 3min.
BK12018002	H	3600±20%	500	100	1.0	1500A	AC1800V, 3sec.
BK12020002	H	4000±20%	500	100	1.0	1500A	AC1800V, 3sec.
BK12022502	H	4500±20%	500	100	1.0	1500A	AC2000V, 1min.
BK12025002	H	5000±20%	500	100	1.0	1500A	AC2000V, 1min.

Note: ① Specific code by request.

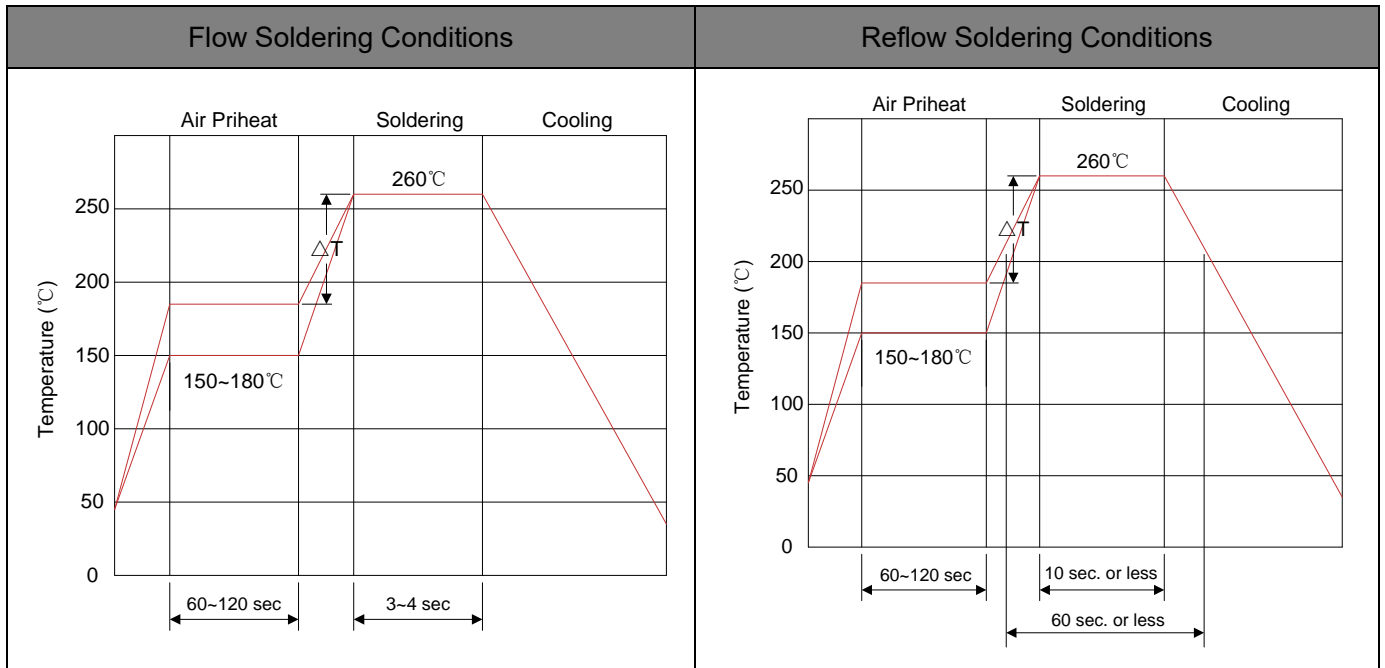
Color Code

Part Number	Type	Color Code 1	Color Code 2	Color Code 3
BK12005002	H	Brown	Black	Red
BK12007502	H	Brown	Green	Red
BK12009002	H	Brown	Gray	Red
BK12010002	H	Red	Black	Red
BK12012002	H	Red	Yellow	Red
BK12013502	H	Red	Purple	Red
BK12015002	H	Orange	Black	Red
BK12018002	H	Orange	Blue	Red
BK12020002	H	Yellow	Black	Red
BK12022502	H	Yellow	Green	Red
BK12025002	H	Green	Black	Red

Test Methods and Results

Items	Test Method	Standard
DC Spark-over Voltage	Measure starting discharge voltage (Vs) by gradually increasing applied DC voltage. Test current is 0.5mA max. And the DC voltage ascends up within 500V/second.	Meet specified value.
Insulation Resistance	Measure the insulation resistance across the terminal at regular voltage. But the test voltage doesn't over the DC spark-over voltage.	
Capacitance	Measure the electrostatic capacitance by applying a voltage of less than 6V (at 1KHz) between terminals.	
Surge Current Capacity	Charge a 1.2/50 μ s & 8/20 μ s, 1500A, and apply it to the sample. Do this 10 time.	No crack and no failures
Surge Life	Apply a standard impulse current (8/20 μ s of 100A) for 300 times at 60 seconds intervals.	
Cold Resistance	Measurement after -40 $^{\circ}$ C/1000 HRS & normal temperature/2 HRS.	Features are conformed to rated spec.
Heat Resistance	Measurement after 125 $^{\circ}$ C/1000 HRS & normal temperature/2 HRS.	
Humidity Resistance	Measurement after humidity 90~95 $^{\circ}$ C (45 $^{\circ}$ C) /1000 HRS & normal temperature/2 HRS.	
Temperature Cycle	10 times repetition of cycle -40 $^{\circ}$ C/30min \rightarrow normal, temp/2 min \rightarrow 125 $^{\circ}$ C/30min, measurement after normal temp/2 HRS.	
Solder Ability	Apply flux and immerse in molten solder 230 \pm 5 $^{\circ}$ C for 3sec up to the point of 1.5mm from body. Check for solder adhesion.	Lead wire is evenly covered by solder.
Solder Heat	Measurement after lead wire is dipped up to the point of 1.5mm from body into 260 \pm 5 $^{\circ}$ C solder for 10sec.	Conformed to rated spec.
Pull Strength	Apply 0.5kg load for 10sec.	Lead shall not pull out to snap.
Flexural Strength	Bend lead wire at the point of 2mm from body under 0.25 load and back to its original point. Repeat 1 time.	

Recommended Soldering Conditions



- 1) Time shown in the above figures is measured from the point when chip surface reaches temperature.
- 2) Temperature difference in high temperature part should be within 110°C.
- 3) After soldering, do not force cool, allow the parts to cool gradually.

Hand Soldering

Solder iron temperature: 350±5°C

Heating time: 3 seconds max.

General attention to soldering

- High soldering temperatures and long soldering times can cause leaching of the termination, decrease in adherence strength, and the change of characteristic may occur.
- For soldering, please refer to the soldering curves above. However, please keep exposures to temperatures exceeding 200°C to fewer than 50 seconds.
- Please use a mild flux (containing less than 0.2wt% Cl). Also, if the flux is water soluble, be sure to wash thoroughly to remove any residue from the underside of components that could affect resistance.

Cleaning

When using ultrasonic cleaning, the board may resonate if the output power is too high. Since this vibration can cause cracking or a decrease in the adherence of the termination, we recommend that you use the conditions below.

Frequency: 40kHz max.

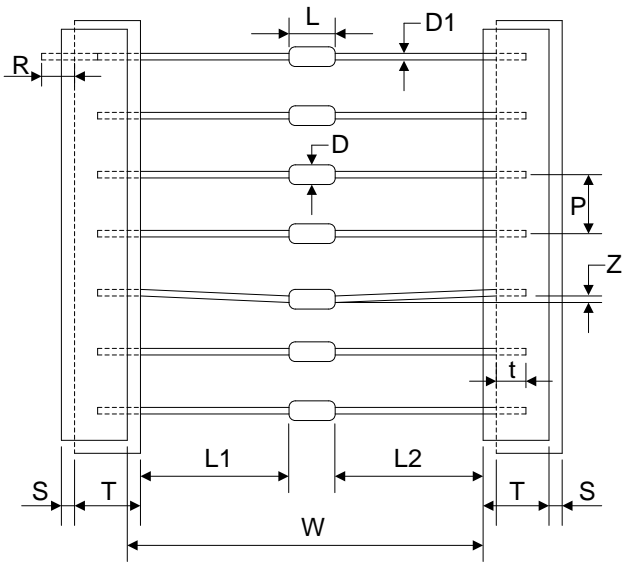
Output power: 20W/liter

Cleaning time: 5 minutes max.

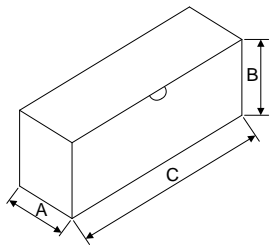
Packaging

Symbol	Dimension (mm)
W	52.0±1.5
P	10.0±0.5
L1-L2	1.0max.
T	6.0±1.0
Z	1.2max.
R	Terminals must not project from tape.
t	3.2max.
S	0.8max.
D	Φ4.6max.
D1	Φ0.5±0.05
L	10.5max.
A	75.0±5.0
B	114.0±5.0
C	250.0±5.0
Quantity: 1000PCS	

Tape



Inner Box



LEGAL DISCLAIMER

YAGEO, its distributors and agents (collectively, "YAGEO"), hereby disclaims any and all liabilities for any errors, inaccuracies or incompleteness contained in any product related information, including but not limited to product specifications, datasheets, pictures and/or graphics. YAGEO may make changes, modifications and/or improvements to product related information at any time and without notice.



YAGEO makes no representation, warranty, and/or guarantee about the fitness of its products for any particular purpose or the continuing production of any of its products. To the maximum extent permitted by law, YAGEO disclaims (i) any and all liability arising out of the application or use of any YAGEO product, (ii) any and all liability, including without limitation special, consequential or incidental damages, and (iii) any and all implied warranties, including warranties of fitness for a particular purpose, non-infringement and merchantability.

YAGEO products are designed for general purpose applications under normal operation and usage conditions. Please contact YAGEO for the applications listed below which require especially high reliability for the prevention of defects which might directly cause damage to the third party's life, body or property: Aerospace equipment (artificial satellite, rocket, etc.), Atomic energy-related equipment, Aviation equipment, Disaster prevention equipment, crime prevention equipment, Electric heating apparatus, burning equipment, Highly public information network equipment, data-processing equipment, Medical devices, Military equipment, Power generation control equipment, Safety equipment, Traffic signal equipment, Transportation equipment and Undersea equipment, or for any other application or use in which the failure of YAGEO products could result in personal injury or death, or serious property damage. Particularly **YAGEO Corporation and its affiliates do not recommend the use of commercial or automotive grade products for high reliability applications or manned space flight.**

Information provided here is intended to indicate product specifications only. YAGEO reserves all the rights for revising this content without further notification, as long as products are unchanged. Any product change will be announced by PCN.

Looking for pricing, stock, or lifecycle information?

Click below to explore more details on WIN SOURCE:

-  [View BK12022502-H on WIN SOURCE](#)
-  [Yageo Information](#)

Optimize Your Supply Chain with WIN SOURCE Solutions

-  Global Sourcing Solution
-  Obsolete Management
-  Cost Control Management
-  Shortage Management
-  Alternative Solution
-  Excess Inventory Management