



**THE DATASHEET OF
BVN-Z-R0005-1.0**






ISA-WELD® // PRECISION RESISTORS



BVN (1216)



Features

- Constant current up to 100 A (0.5 mOhm)
- Power rating up to 10 W¹
- Four terminal-configuration
- Excellent long-term stability
- Ideal suited for mounting on DBC / IMS substrate
- High application temperature range -65 to +170 °C
- Max. solder temperature up to 350 °C / 30 sec
- RoHS 2011/65/EU compliant
- AEC-Q200 qualified



Applications

- Current sensor for power hybrid applications
- High current applications for the automotive market
- Frequency converters
- Power modules

Technical data¹

Resistance values	mOhm	0.3 / 0.4 / 0.5 / 0.75 / 1 / 2 / 3
Tolerance	%	1 / 5
Temperature coefficient (20-60 °C)	ppm/K	from 0 ± 50
Applicable temperature range	°C	-65 to +170
Power rating P_{70°C}	W	up to 10
Internal heat resistance (R_{thi})	K/W	from 6
Inductance	nH	<2
Stability (at rated power) deviation after 2000h	%	<0.5 (T _{max.} = 140 °C) <1.0 (T _{max.} = 170 °C)

¹ For detailed information see table on page 2

Ordering code

BVN - Z - R0005 - 1.0

.....	Tolerance
.....	Resistance value [Ohm] / „R” represents decimal point
.....	Material (ZERANIN®)
.....	Type

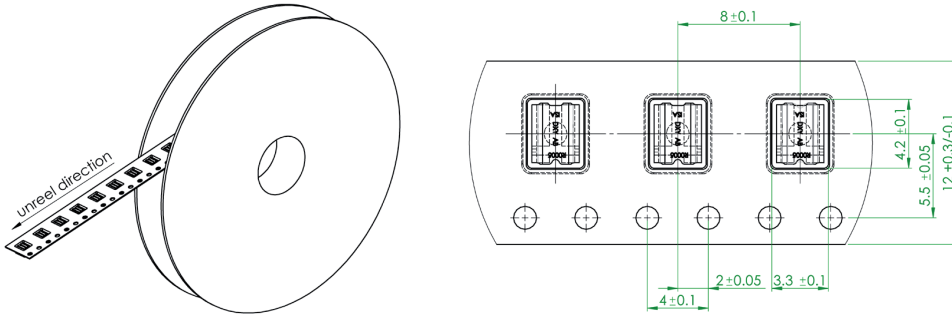
Tape and reel information

Specification	DIN EN 60286-3	
Tape width	mm	12
Parts per reel	pcs	3000

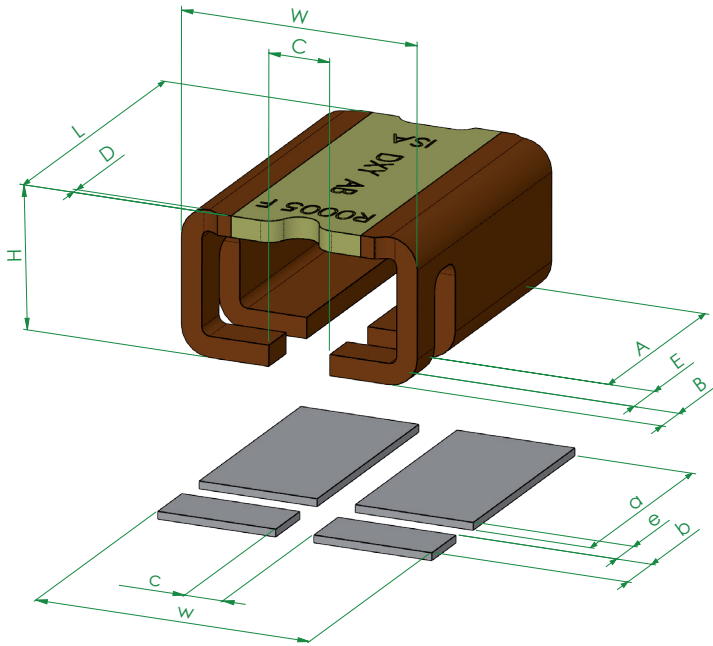
Recommended solder profile

Reflow- and IR-soldering

Temperature	°C	260	255	217
Time	sec	peak	40	90



Mechanical dimensions and pcb-layout proposal (Reflow-soldering) [mm]



type:	value / mOhm	L	W	H	A	B	C	D	E
BVN-Z-R0003	0.3	4.1-0.3	3.1-0.35	1.9-0.35	2.7±0.1	0.5±0.1	(0.8)	0.1	0.6±0.15
BVN-Z-R0004	0.4	4.1-0.3	3.1-0.35	1.9-0.35	2.7±0.1	0.5±0.1	(0.8)	0.1	0.6±0.15
BVN-Z-R0005	0.5	4.1-0.3	3.1-0.35	1.9-0.35	2.7±0.1	0.5±0.1	0.8+0.3	0.1	0.6±0.15
BVN-M-L750	0.75	4.1-0.3	3.1-0.35	1.9-0.35	2.7±0.1	0.5±0.1	(0.8)	0.1	0.6±0.15
BVN-M-R001	1	4.1-0.3	3.1-0.35	1.9-0.35	2.7±0.1	0.5±0.1	0.8+0.3	0.1	0.6±0.15
BVN-V-R002	2	4.1-0.3	3.1-0.35	1.9-0.35	2.7±0.1	0.5±0.1	(0.8)	0.1	0.6±0.15

solder pad type:	w	a	b	c	e
BVN	3.6	2.95	0.7	0.6	0.5

Electrical specification

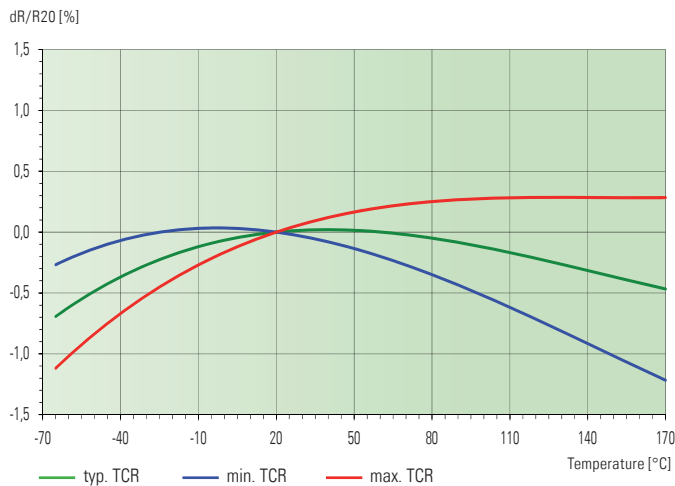
Type	Material	Value [mΩ]	R_{th} [K/W]	TCR [ppm/K]	$P_{70^{\circ}\text{C}^*}$ [W]	$P_{>100^{\circ}\text{C}^*}$ [W]	Notes
BVN-Z-R0003	ZERANIN®	0.3	6	50 ± 50	10 W	5 W	available standard resistance value
BVN-Z-R0004	ZERANIN®	0.4	7	25 ± 50	10 W	5 W	C-samples available, series delivery Q3/24
BVN-Z-R0005	ZERANIN®	0.5	8	0 ± 50	9 W	5 W	available standard resistance value
BVN-M-L750	MANGANIN®	0.75	11	0 ± 50	8 W	4 W	C-samples available, series delivery Q4/24
BVN-M-R001	MANGANIN®	1.0	13	0 ± 50	7 W	3 W	available standard resistance value
BVN-V-R002	NOENTIN®	2.0	20	0 ± 50	5 W	2 W	available standard resistance value
BVN-V-R003	NOENTIN®	3.0	35	0 ± 50	3 W	2 W	available standard resistance value

* Recommended max. power (limited by thermal conditions of the assembly)

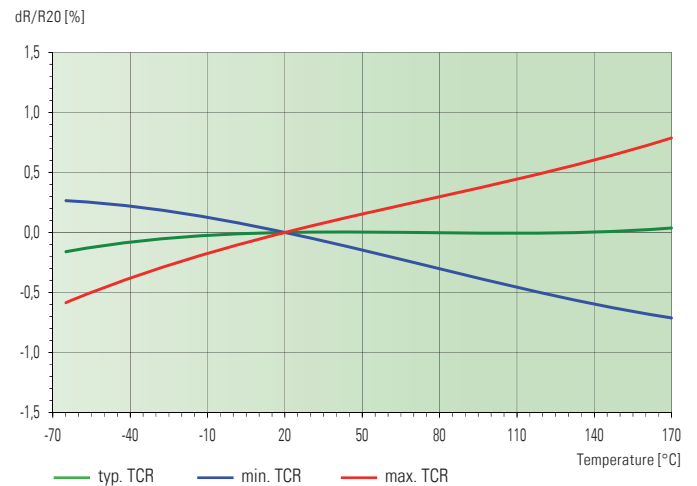
Note: For calculation of the maximum derating terminal temperature (T_K) the following formula can be used: $T_K = T_{max} - (R_{th} \times P)$.

Example for BVN-Z-R0005: $T_K = 170^{\circ}\text{C} - (8 \text{ K/W} \times 5 \text{ W}) = 130^{\circ}\text{C}$.

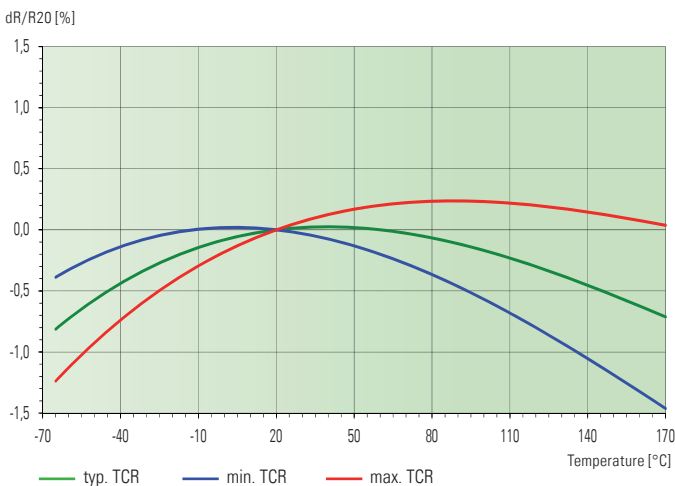
Temperature dependence of the electrical resistance of MANGANIN® resistors. Example: BVN-M-R001



Temperature dependence of the electrical resistance of ZERANIN® resistors. Example: BVN-Z-R0005

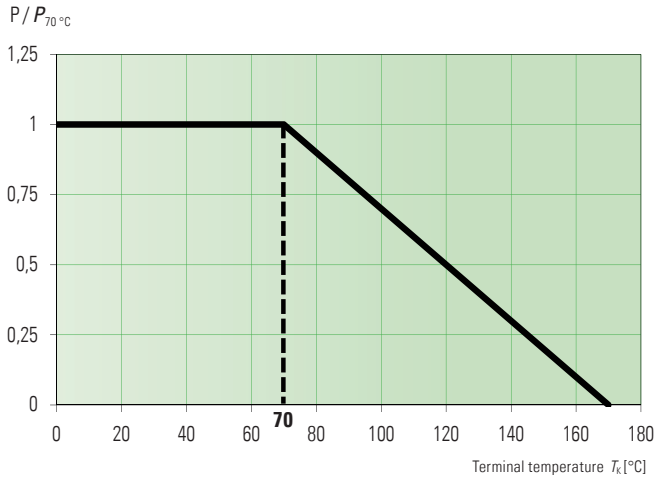


Temperature dependence of the electrical resistance of NOENTIN® resistors. Example: BVN-V-R002



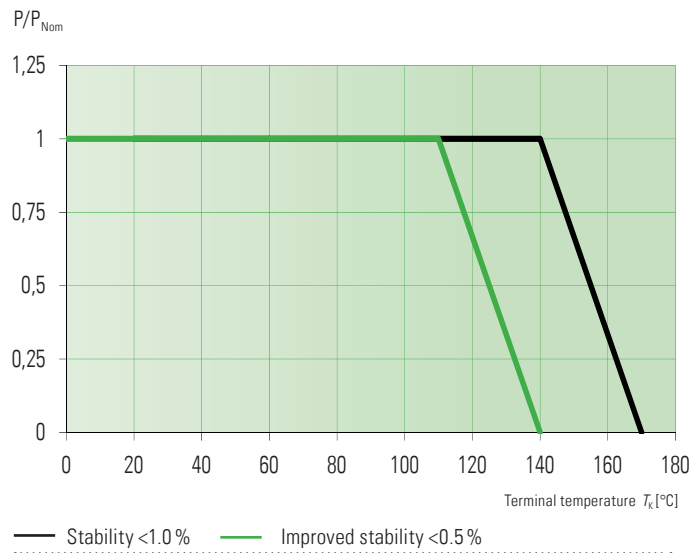
BVN (1216)

Power derating curve at 70 °C

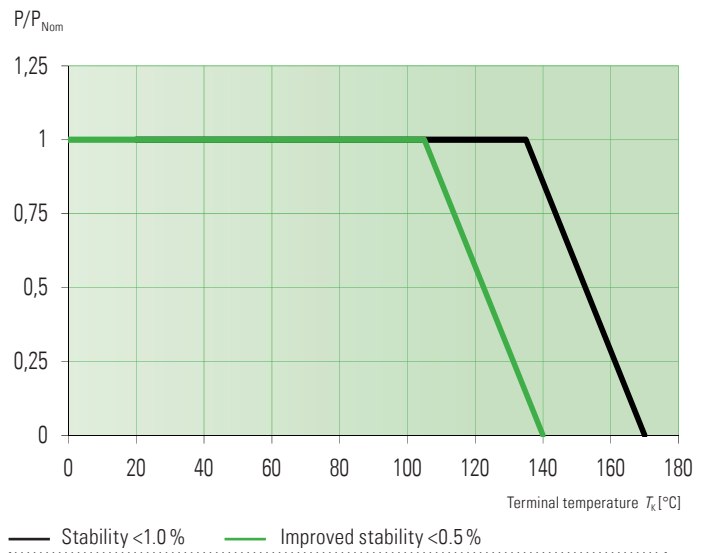


Power derating curve for higher temperature, $T_k = 170^\circ\text{C} - (R_{thi} \times P)$, for detailed information see table on page 2.

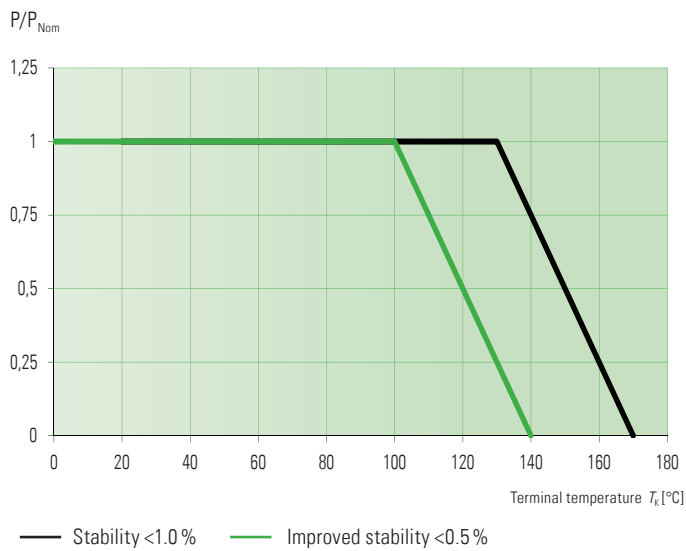
BVN-Z-R0003



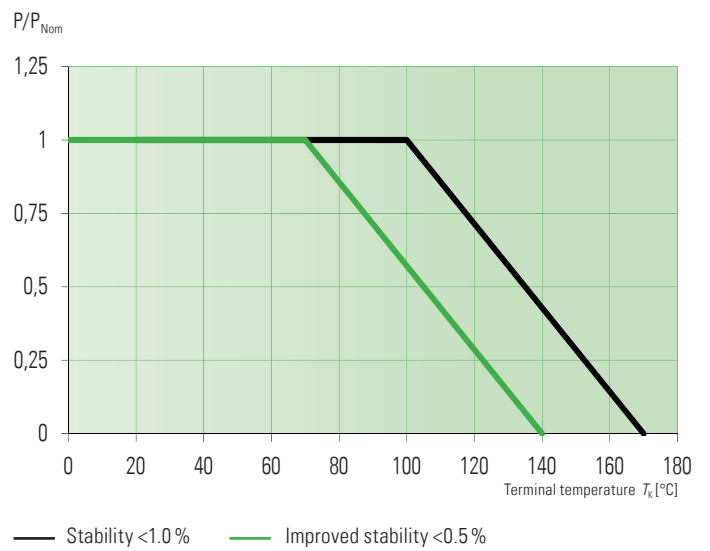
BVN-Z-R0004



BVN-Z-R0005, BVN-M-L750, BVN-M-R001, BVN-V-R002



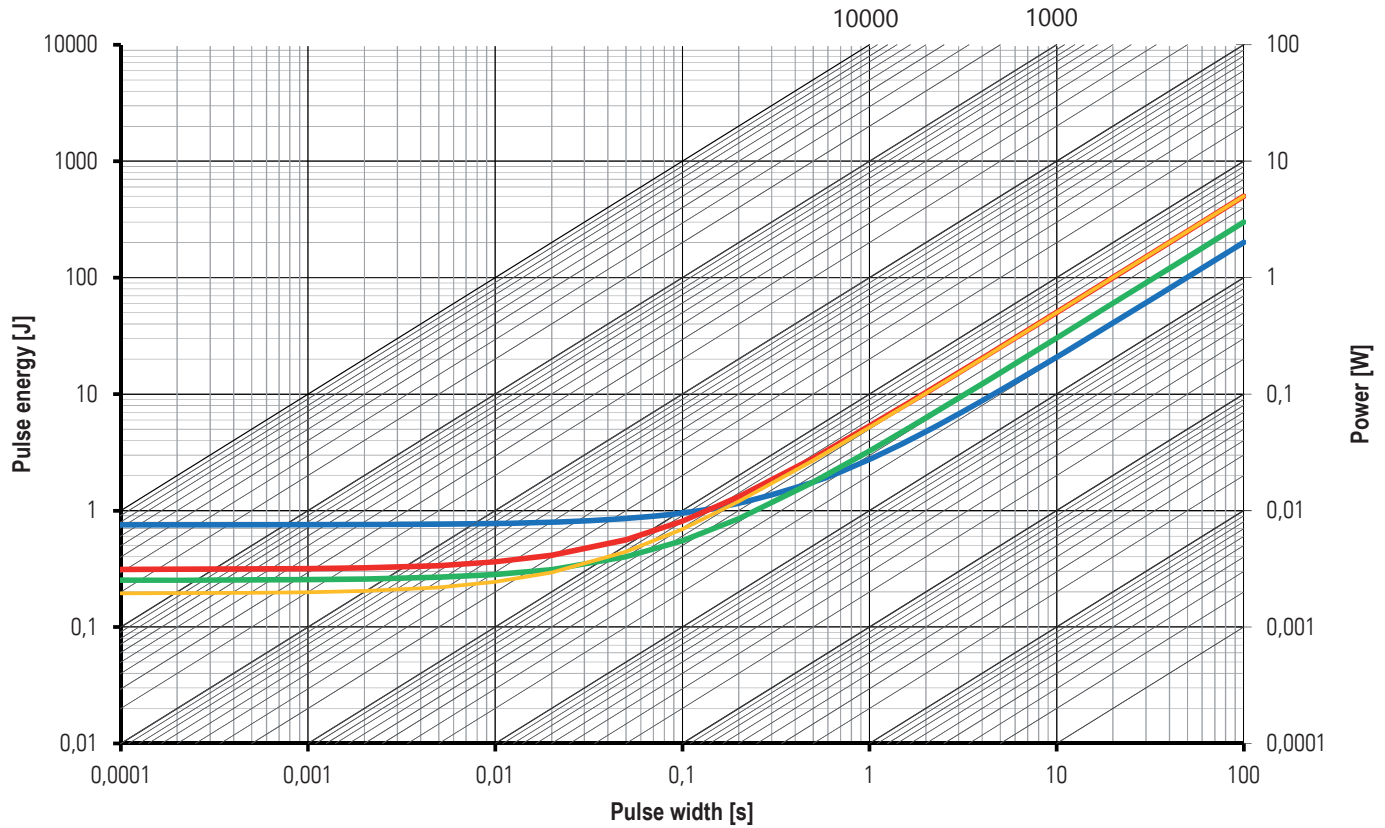
BVN-V-R003



Maximum pulse energy respectively pulse power for permanent operation

BVN-V-R003, BVN-M-R001, BVN-Z-R0005, BVN-Z-R0003

Maximum pulse energy / power continuous operation



Test specification

Parameters	Test conditions	Specified values
Temperature Cycling	2000 cycles (-55°C to +150°C)	±0.5 %
Low Temperature Storage and Operation	-65°C for 250 h	±0.1 %
Moisture Resistance	MIL-STD-202 method 106	±0.1 %
Mechanical Shock	100 g, 6 ms half sine	±0.2 %
Vibration, High Frequency	10 g, 10-2000 Hz, 24 h each axis	±0.2 %
Operational Life	2000 h, max. T_k at rated power	±1.0 %
High Temperature Exposure	2000 h, 170 °C (in covered condition)	±1.0 %
Bias Humidity	+85°C, 85 r.F., 1000 h	±0.5 %



Disclaimer // All products, product specifications and data are subject to change without notice.

The product specifications do not expand or otherwise modify Isabellenhütte's terms and conditions of sale, including but not limited to, the warranty expressed therein. Isabellenhütte makes no warranty, representation or guarantee other than as set forth in its terms and conditions of sale. Information provided in datasheets and/or specifications may vary from actual results in different applications. Any statements made by Isabellenhütte regarding the suitability of products for certain types of applications are based on its knowledge of typical requirements that are often placed on its products. It is the customer's responsibility to validate that a particular product with the properties described in the product specification is suitable for use in the application intended. No license, express or implied, or otherwise, to any intellectual property rights is granted by this document. Any and all liability arising out of the application or use of any product shall be as set forth in Isabellenhütte's terms and conditions of sale.



Looking for pricing, stock, or lifecycle information?

Click below to explore more details on WIN SOURCE:

-  [View BVN-Z-R0005-1.0 on WIN SOURCE](#)
-  [Isabellen Information](#)

Optimize Your Supply Chain with WIN SOURCE Solutions

-  Global Sourcing Solution
-  Obsolete Management
-  Cost Control Management
-  Shortage Management
-  Alternative Solution
-  Excess Inventory Management