



**THE DATASHEET OF
DF1B-24DS-2.5RC**



Jun.1.2024 Copyright 2024 HIROSE ELECTRIC CO., LTD. All Rights Reserved. In case of consideration for using Automotive equipment / device which demand high reliability, kindly contact our sales window correspondents.

Δ	COUNT	REVISIONS	BY	CHKD	DATE	Δ	COUNT	REVISIONS	BY	CHKD	DATE
Δ						Δ					
Δ						Δ					

APPLICABLE STANDARD		CONTACT No. / ~ *		AC 250 V	APPLICABLE CABLES	
RATING	VOLTAGE	DC	V	3 A	IMPEDANCE FREQUENCY RANGE	Ω (0 ~ Hz)
	CURRENT	CONTACT No. / ~ *			OPERATING TEMPERATURE RANGE	-35°C ~ +85°C (Notes:1)
	POWER					
	SPECIALTY					

SPECIFICATIONS

No.	ITEM	CONDITIONS	TEST STANDARD	MIN	MAX	UNITS	QT.	AT
1	DESIGN-MATERIAL-FINISH	Applicable std. and ^{AOC} DC 3-160092-02		-	-	-	○	○
2	MARKING			-	-	-	○	○
3	INSULATION RESISTANCE	Must be over standard value at DC 500V.	MIL-STD-1344	1000	-	MΩ	○	-
4	CONTACT RESISTANCE	The voltage drop must be under the std. value at DC 0.1 A.	MIL-STD-1344	-	30	mΩ	○	-
	UNIT CONTACT CONTACT	The voltage drop must be under the std. value at DC A.		-	-	mΩ	-	-
5	DIELECTRIC WITHSTANDING VOLTAGE	Must withstand ^{AC} DC 650V for one minute.	MIL-STD-1344	-	-	-	○	-
6	LOW LEVEL CIRCUIT	The Contact Resistance must be under the std. value at DC 20mV less and mA.		-	-	mΩ	-	-
7	DRY CIRCUIT	Must have conductivity in alternate current at DC μV.		-	-	-	-	-
8	CONTACT ENGAGEMENT AND SEPARATION FORCES	Must be suitable for the std. gauge size value at applicable gauge.		-	-	gf	-	-
	MATING AND UNMATING FORCES	Must be suitable for the std. value.		-	-	kof	-	-
9	HUMIDITY	Insulation resistance must be over the std. value at 40±2°C 90-95% 96 hours. at high humidity after high humidity	MIL-STD-1344	1000	-	MΩ	○	-
10	VIBRATION	Must have no damage, crack and looseness of parts at Frequency range 10-55 Hz, amplitude 0.75mm, -G at 2 hours for 3 directions.	MIL-STD-1344	-	-	-	○	-
11	SHOCK	Must have no damage, crack and looseness of parts after 3 cycles at 490m/s ² in 3 directions.	MIL-STD-1344	-	-	-	○	-
12	TEMPERATURE CYCLING	Must have no damage, crack and looseness of parts for -55 ~ +85°C 5 cycles.	MIL-STD-1344	-	-	-	○	-
13	DURABILITY UNIT CONTACT CONTACT	Must be less than the std. value after 30 insertion and extraction cycles at the condition described in above item No.4.	MIL-STD-1344	-	30	mΩ	○	-
14	SALT SPRAY (CORROSION).	Must not have heavy corrosion after salt water spray for hours.		-	-	-	-	-
15	H ₂ S-EXPOSURE	Must not have heavy corrosion after ppm for hours.		-	-	-	-	-
16	SO ₂ -EXPOSURE	Must not have heavy corrosion after ppm for hours.		-	-	-	-	-

Notes:1
This temperature includes a rise by heat's generation of connector when electricity passes.


REMARKS	APPROVED	<i>H. Yamamoto</i>	94.3.25	ISSUED BY	HRS HIROSE ELECTRIC CO., LTD.
	REVIEWED				
	CHECKED	<i>J. Oma</i>	94.3.25		
	DESIGNED	<i>M. Gotoh</i>	94.3.24		
	DRAWN	<i>M. Gotoh</i>	94.3.24		
DRAWING No.		SPECIFICATION SHEET		PART No.	
SLC4-160092-02				DF1B-X-DS-2.5RC	
				CODE No.	
				0600 4	
				CL541-0650-2	

TO





Looking for pricing, stock, or lifecycle information?

Click below to explore more details on WIN SOURCE:

-  [View DF1B-24DS-2.5RC on WIN SOURCE](#)
-  [Hirose Electric Co Ltd Information](#)

Optimize Your Supply Chain with WIN SOURCE Solutions

-  Global Sourcing Solution
-  Obsolete Management
-  Cost Control Management
-  Shortage Management
-  Alternative Solution
-  Excess Inventory Management