



**THE DATASHEET OF
SMDJ100CA/TR13**



DATA SHEET

TRANSIENT VOLTAGE SUPPRESSORS

AC/DC POWER SUPPLY

SMDJ series

RoHS compliant & Halogen free

Product specification— June 30, 2023 V.4



Transient Voltage Suppressors (TVS) Data Sheet

Features

- For surface mounted applications in order to optimize board space
- Low profile package
- Built-in strain relief
- Glass passivated junction
- Low inductance
- Excellent clamping capability
- 3000W peak pulse power capability at 10/1000 μ s waveform, repetition rate (duty cycle): 0.01%
- Fast response time
- Typical I_R less than 1 μ A above 10V
- High Temperature soldering: 260 $^{\circ}$ C/10 seconds at terminals
- Plastic package has underwriters laboratory flammability 94V-0
- Meets MSL level 1, per J-STD-020
- Safety certification: UL
- IEC61000-4-2 ESD 30KV Air, 30KV contact compliance



Mechanical Data

- Case: JEDEC DO-214AB. Molded plastic over glass passivated junction
- Terminal: Tin plated, solderable per MIL-STD-750, Method 2026
- Polarity: Color band denotes cathode except bi-directional models
- Standard Packaging: 16mm tape (EIA STD RS-481)
- Weight: 0.28g

Applications

- I/O interface
- AC/DC power supply
- Low frequency signal transmission line (RS232, RS485, etc.)

Maximum Ratings and Characteristics

Ratings at 25 $^{\circ}$ C ambient temperature unless otherwise specified.

| Rating | Symbol | Value | Units |
|---|-----------------|--------------|----------------|
| Peak pulse power dissipation at 10/1000 μ s waveform (Note1, Note2, Fig.1) | P_{PPM} | Minimum 3000 | Watts |
| Peak pulse current of at 10/1000 μ s waveform (Note 1, Fig.3) | I_{PPM} | See Table | Amps |
| Steady state power dissipation at $T_A=50^{\circ}$ C (Fig.5) | $P_{M(AV)}$ | 6.5 | Watts |
| Peak forward surge current, 8.3ms single half sine-wave superimposed on rated load, (JEDEC Method) (Note3, Fig.6) | I_{FSM} | 300 | Amps |
| Operating junction and Storage Temperature Range. | T_J, T_{STG} | -55 to +150 | $^{\circ}$ C |
| Typical thermal resistance junction to lead | $R_{\theta JL}$ | 15 | $^{\circ}$ C/W |
| Typical thermal resistance junction to ambient | $R_{\theta JA}$ | 75 | $^{\circ}$ C/W |

Notes: 1. Non-repetitive current pulse, per Fig.3 and derated above $T_A=25^{\circ}$ C per Fig.2.

2. Mounted on 8.0mm \times 8.0mm copper pads to each terminal.

3. 8.3ms single half sine-wave, or equivalent square wave, duty cycle=4 pulses per minutes maximum.

Dimensions (SMC/DO-214AB)

| | | | | | | |
|----------|--|--------|-------------|-------|--------|-------|
| Product: | | Symbol | Millimeters | | Inches | |
| | | | Min. | Max. | Min. | Max. |
| Pad: | | L | 6.60 | 7.11 | 0.260 | 0.280 |
| | | D | 5.59 | 6.22 | 0.220 | 0.245 |
| | | D1 | 2.90 | 3.20 | 0.114 | 0.126 |
| | | T | 7.75 | 8.13 | 0.305 | 0.320 |
| | | T1 | 0.76 | 1.52 | 0.030 | 0.060 |
| | | d | - | 0.203 | - | 0.008 |
| | | H | 2.20 | 2.80 | 0.087 | 0.110 |
| | | H1 | 2.06 | 2.62 | 0.079 | 0.103 |

Electrical Characteristics (T_A=25°C)

| Part Number | | Device Marking Code | | Reverse Stand-Off Voltage | Breakdown Voltage @I _T | Test Current | Maximum Clamping Voltage @I _{PP} | Peak Pulse Current | Reverse Leakage @V _{RWM} |
|----------------|---------------|---------------------|-----|---------------------------|-----------------------------------|---------------------|---|---------------------|-----------------------------------|
| Unidirectional | Bidirectional | UNI | BI | V _{RWM} (V) | V _{BR} (V) | I _T (mA) | V _C (V) | I _{PP} (A) | I _R (μA) |
| SMDJ5.0A | SMDJ5.0CA | RDE | DDE | 5.0 | 6.40~7.00 | 10 | 9.2 | 326.1 | 800 |
| SMDJ6.0A | SMDJ6.0CA | RDG | DDG | 6.0 | 6.67~7.37 | 10 | 10.3 | 291.3 | 800 |
| SMDJ6.5A | SMDJ6.5CA | RDK | DDK | 6.5 | 7.22~7.98 | 10 | 11.2 | 267.9 | 500 |
| SMDJ7.0A | SMDJ7.0CA | PDM | DDM | 7.0 | 7.78~8.60 | 10 | 12.0 | 250.0 | 200 |
| SMDJ7.5A | SMDJ7.5CA | PDP | DDP | 7.5 | 8.33~9.21 | 1 | 12.9 | 232.6 | 100 |
| SMDJ8.0A | SMDJ8.0CA | PDR | DDR | 8.0 | 8.89~9.83 | 1 | 13.6 | 220.6 | 50 |
| SMDJ8.5A | SMDJ8.5CA | PDT | DDT | 8.5 | 9.44~10.40 | 1 | 14.4 | 208.3 | 20 |
| SMDJ9.0A | SMDJ9.0CA | PDV | DDV | 9.0 | 10.00~11.10 | 1 | 15.4 | 194.8 | 10 |
| SMDJ10A | SMDJ10CA | PDX | DDX | 10.0 | 11.10~12.30 | 1 | 17.0 | 176.5 | 5 |
| SMDJ11A | SMDJ11CA | PDZ | DDZ | 11.0 | 12.20~13.50 | 1 | 18.2 | 164.8 | 2 |
| SMDJ12A | SMDJ12CA | PEE | DEE | 12.0 | 13.30~14.70 | 1 | 19.9 | 150.8 | 2 |
| SMDJ13A | SMDJ13CA | PEG | DEG | 13.0 | 14.40~15.90 | 1 | 21.5 | 139.5 | 2 |
| SMDJ14A | SMDJ14CA | PEK | DEK | 14.0 | 15.60~17.20 | 1 | 23.2 | 129.3 | 2 |
| SMDJ15A | SMDJ15CA | PEM | DEM | 15.0 | 16.70~18.50 | 1 | 24.4 | 123.0 | 2 |
| SMDJ16A | SMDJ16CA | PEP | DEP | 16.0 | 17.80~19.70 | 1 | 26.0 | 115.4 | 2 |
| SMDJ17A | SMDJ17CA | PER | DER | 17.0 | 18.90~20.90 | 1 | 27.6 | 108.7 | 2 |

Transient Voltage Suppressors

SMDJ

Electrical Characteristics (T_A=25°C)

| Part Number | | Device Marking Code | | Reverse Stand-Off Voltage | Breakdown Voltage @I _T | Test Current | Maximum Clamping Voltage @I _{PP} | Peak Pulse Current | Reverse Leakage @V _{RWM} |
|----------------|---------------|---------------------|-----|---------------------------|-----------------------------------|---------------------|---|---------------------|-----------------------------------|
| Unidirectional | Bidirectional | UNI | BI | V _{RWM} (V) | V _{BR} (V) | I _T (mA) | V _C (V) | I _{PP} (A) | I _R (μA) |
| SMDJ18A | SMDJ18CA | PET | DET | 18.0 | 20.00~22.10 | 1 | 29.2 | 102.7 | 2 |
| SMDJ20A | SMDJ20CA | PEV | DEV | 20.0 | 22.20~24.50 | 1 | 32.4 | 92.6 | 2 |
| SMDJ22A | SMDJ22CA | PEX | DEX | 22.0 | 24.40~26.90 | 1 | 35.5 | 84.5 | 2 |
| SMDJ24A | SMDJ24CA | PEZ | DEZ | 24.0 | 26.70~29.50 | 1 | 38.9 | 77.1 | 2 |
| SMDJ26A | SMDJ26CA | PFE | DFE | 26.0 | 28.90~31.90 | 1 | 42.1 | 71.3 | 2 |
| SMDJ28A | SMDJ28CA | PFG | DFG | 28.0 | 31.10~34.40 | 1 | 45.4 | 66.1 | 2 |
| SMDJ30A | SMDJ30CA | PFK | DFK | 30.0 | 33.30~36.80 | 1 | 48.4 | 62.0 | 2 |
| SMDJ33A | SMDJ33CA | PFM | DFM | 33.0 | 36.70~40.60 | 1 | 53.3 | 56.3 | 2 |
| SMDJ36A | SMDJ36CA | PFP | DFP | 36.0 | 40.00~44.20 | 1 | 58.1 | 51.6 | 2 |
| SMDJ40A | SMDJ40CA | PFR | DFR | 40.0 | 44.40~49.10 | 1 | 64.5 | 46.5 | 2 |
| SMDJ43A | SMDJ43CA | PFT | DFT | 43.0 | 47.80~52.80 | 1 | 69.4 | 43.2 | 2 |
| SMDJ45A | SMDJ45CA | PFV | DFV | 45.0 | 50.00~55.30 | 1 | 72.7 | 41.3 | 2 |
| SMDJ48A | SMDJ48CA | PFX | DFX | 48.0 | 53.30~58.90 | 1 | 77.4 | 38.8 | 2 |
| SMDJ51A | SMDJ51CA | PFZ | DFZ | 51.0 | 56.70~62.70 | 1 | 82.4 | 36.4 | 2 |
| SMDJ54A | SMDJ54CA | PGE | DGE | 54.0 | 60.00~66.30 | 1 | 87.1 | 34.4 | 2 |
| SMDJ58A | SMDJ58CA | PGG | DGG | 58.0 | 64.40~71.20 | 1 | 93.6 | 32.1 | 2 |
| SMDJ60A | SMDJ60CA | PGK | DGK | 60.0 | 66.70~73.70 | 1 | 96.8 | 31.0 | 2 |
| SMDJ64A | SMDJ64CA | PGM | DGM | 64.0 | 71.10~78.60 | 1 | 103.0 | 29.1 | 2 |
| SMDJ70A | SMDJ70CA | PGP | DGP | 70.0 | 77.80~86.00 | 1 | 113.0 | 26.5 | 2 |
| SMDJ75A | SMDJ75CA | PGR | DGR | 75.0 | 83.30~92.10 | 1 | 121.0 | 24.8 | 2 |
| SMDJ78A | SMDJ78CA | PGT | DGT | 78.0 | 86.70~95.80 | 1 | 126.0 | 23.8 | 2 |
| SMDJ85A | SMDJ85CA | PGV | DGV | 85.0 | 94.40~104.00 | 1 | 137.0 | 21.9 | 2 |
| SMDJ90A | SMDJ90CA | PGX | DGX | 90.0 | 100.00~111.00 | 1 | 146.0 | 20.5 | 2 |
| SMDJ100A | SMDJ100CA | PGZ | DGZ | 100.0 | 111.00~123.00 | 1 | 162.0 | 18.5 | 2 |
| SMDJ110A | SMDJ110CA | PHE | DHE | 110.0 | 122.00~135.00 | 1 | 177.0 | 16.9 | 2 |
| SMDJ120A | SMDJ120CA | PHG | DHG | 120.0 | 133.00~147.00 | 1 | 193.0 | 15.5 | 2 |
| SMDJ130A | SMDJ130CA | PHK | DHK | 130.0 | 144.00~159.00 | 1 | 209.0 | 14.4 | 2 |
| SMDJ150A | SMDJ150CA | PHM | DHM | 150.0 | 167.00~185.00 | 1 | 243.0 | 12.3 | 2 |
| SMDJ160A | SMDJ160CA | PHP | DHP | 160.0 | 178.00~197.00 | 1 | 259.0 | 11.6 | 2 |
| SMDJ170A | SMDJ170CA | PHR | DHR | 170.0 | 189.00~209.00 | 1 | 275.0 | 10.9 | 2 |
| SMDJ180A | SMDJ180CA | HHT | IHT | 180.0 | 201.00~222.00 | 1 | 292.0 | 10.3 | 2 |
| SMDJ190A | SMDJ190CA | HHV | IHV | 190.0 | 211.00~233.00 | 1 | 308.0 | 9.7 | 2 |
| SMDJ200A | SMDJ200CA | HHX | IHX | 200.0 | 224.00~247.00 | 1 | 324.0 | 9.3 | 2 |
| SMDJ210A | SMDJ210CA | HHZ | IHZ | 210.0 | 237.00~263.00 | 1 | 340.0 | 8.8 | 2 |
| SMDJ220A | SMDJ220CA | HIE | IIE | 220.0 | 246.00~272.00 | 1 | 356.0 | 8.4 | 2 |

Ratings and Characteristic Curves ($T_A=25^\circ\text{C}$ unless otherwise noted)

Figure 1. Peak Pulse Power Rating Curve

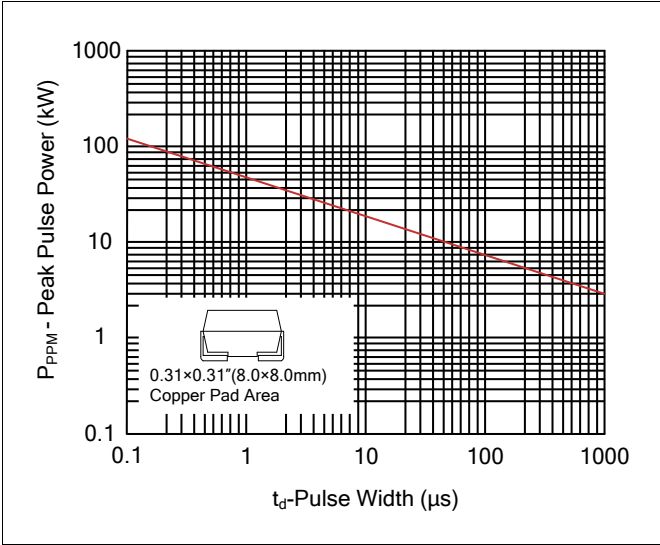


Figure 2. Pulse Derating Curve

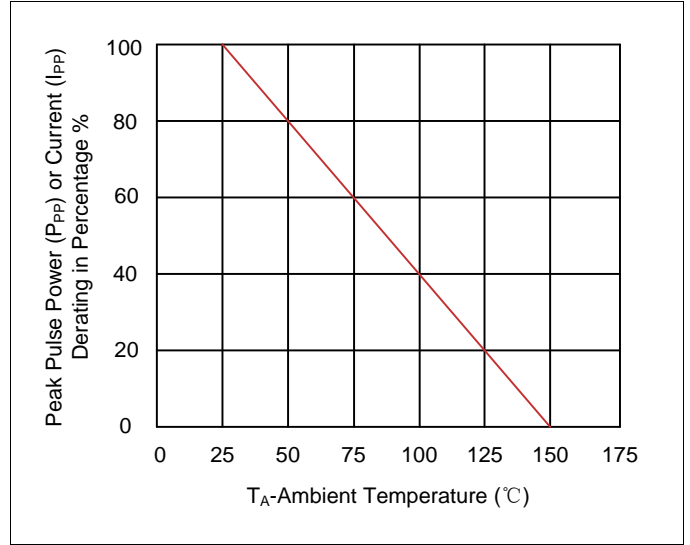


Figure 3. Pulse Waveform

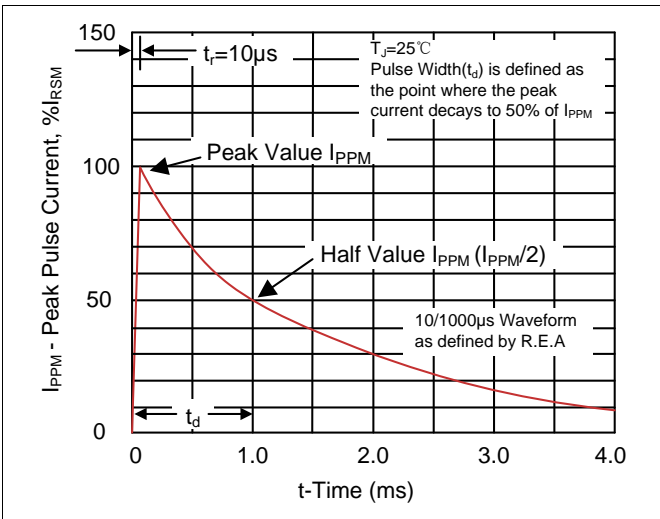


Figure 4. Typical Junction Capacitance

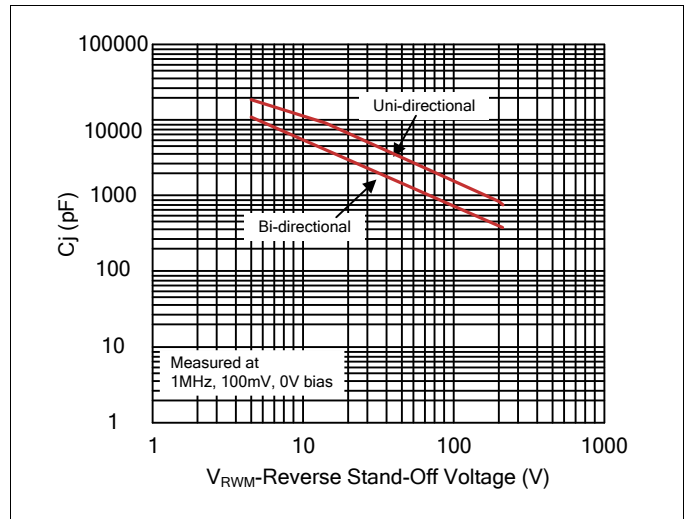


Figure 5. Steady State Power Dissipation Derating Curve

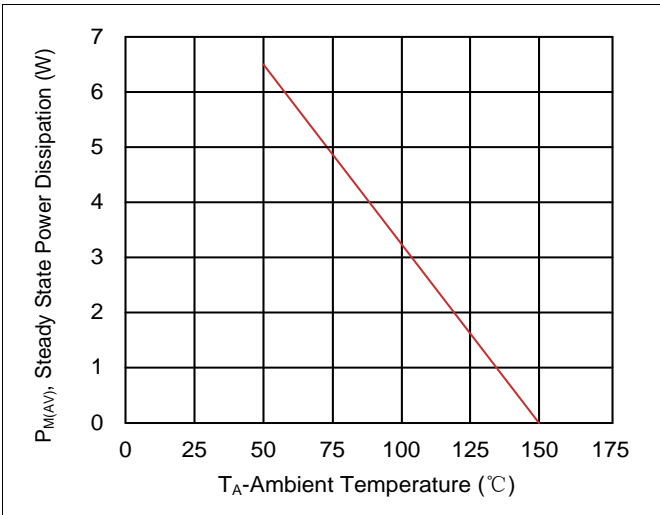
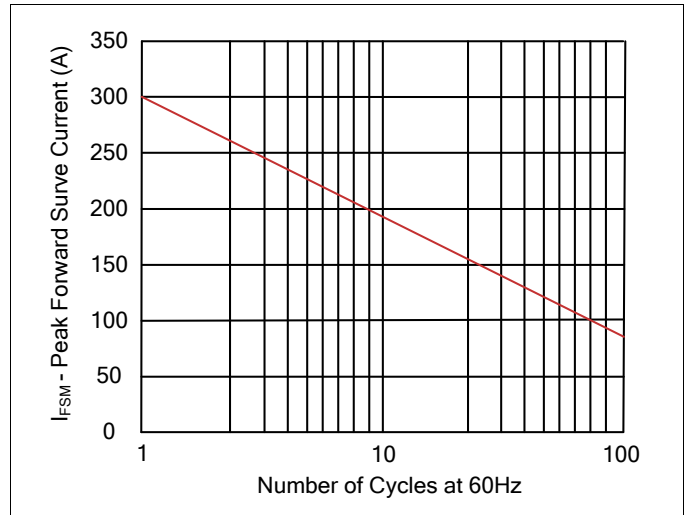
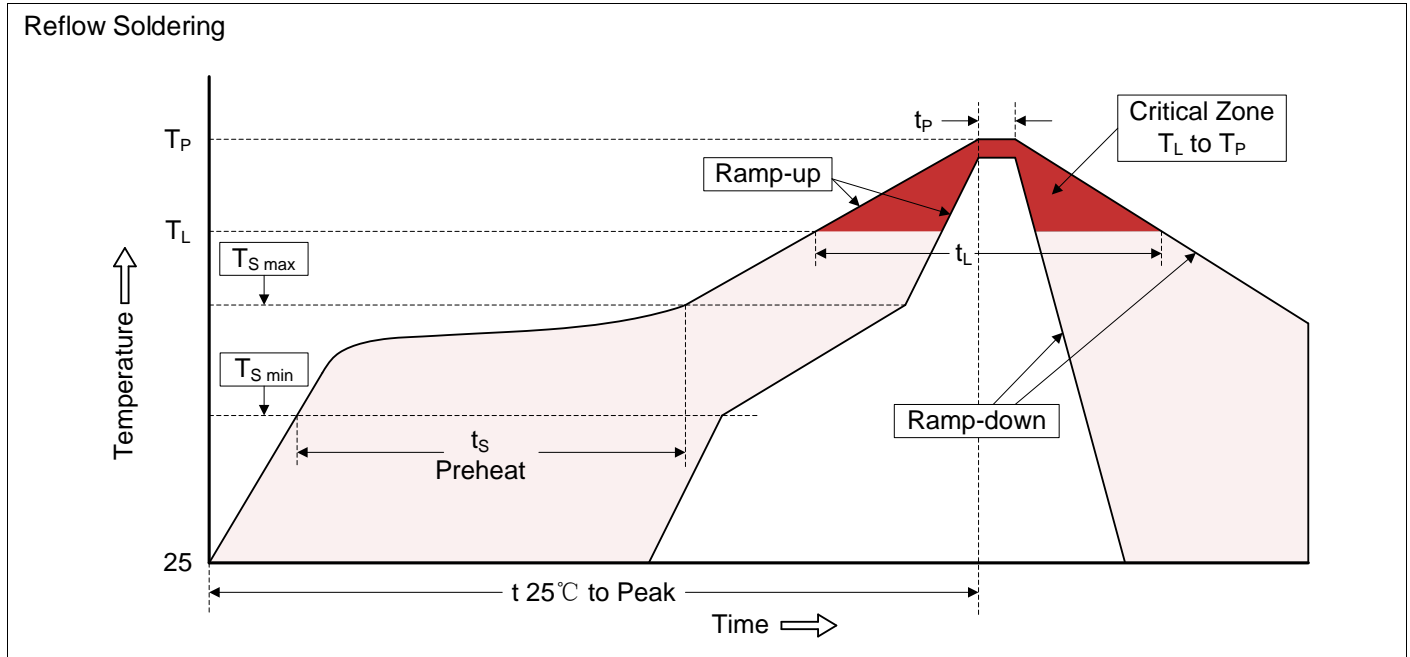


Figure 6. Maximum Non-Repetitive Forward Surge Current Uni-Directional Only



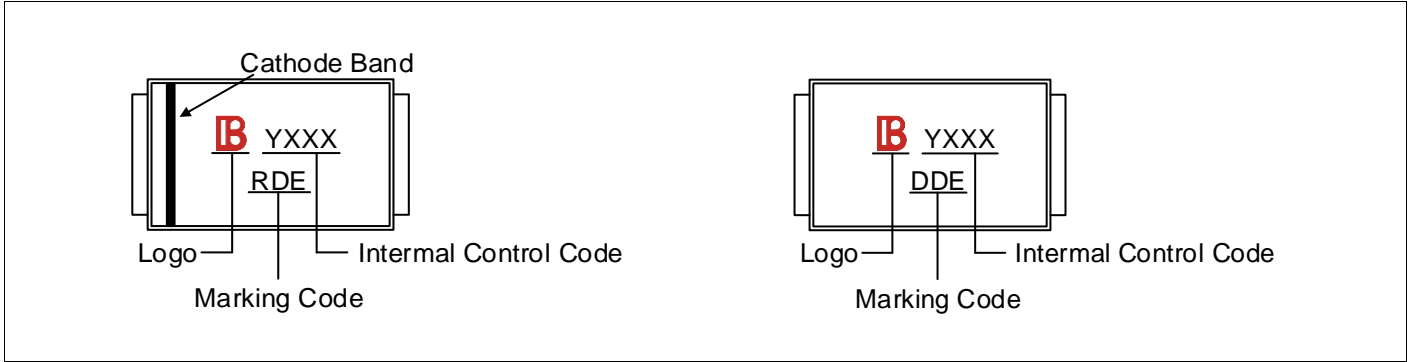
Recommended Soldering Conditions



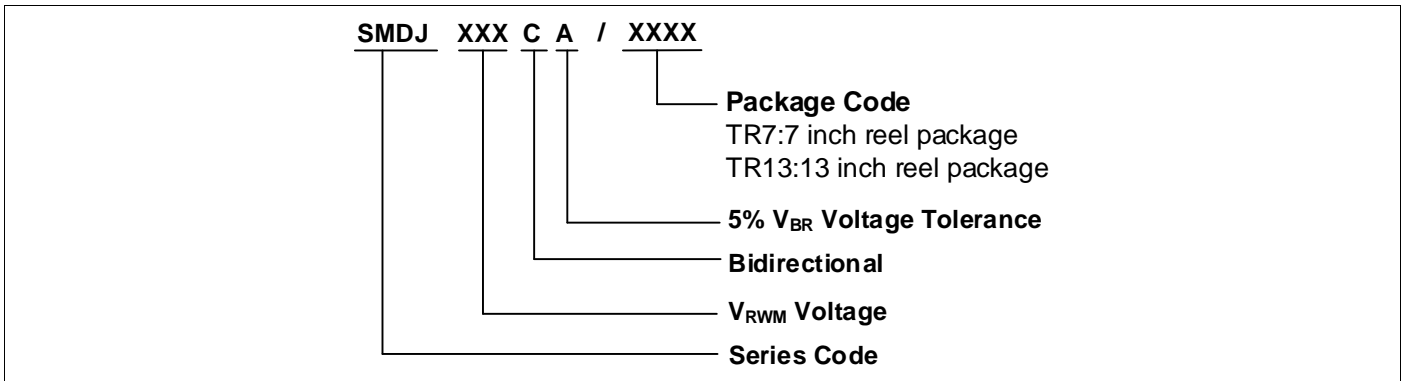
Recommended Conditions

| Profile Feature | Pb-Free Assembly |
|--|------------------|
| Average ramp-up rate (T_L to T_P) | 3°C/second max. |
| Preheat | |
| -Temperature Min ($T_{S\ min}$) | 150°C |
| -Temperature Max ($T_{S\ max}$) | 200°C |
| -Time (min to max) (t_s) | 60-180 seconds |
| $T_{S\ max}$ to T_L | |
| -Ramp-up Rate | 3°C/second max. |
| Time maintained above: | |
| -Temperature (T_L) | 217°C |
| -Time (t_L) | 60-150 seconds |
| Peak Temperature (T_P) | 260°C |
| Time within 5°C of actual Peak Temperature (t_P) | 20-40 seconds |
| Ramp-down Rate | 6°C/second max. |
| Time 25°C to Peak Temperature | 8 minutes max. |

Marking Code



Part Number Code

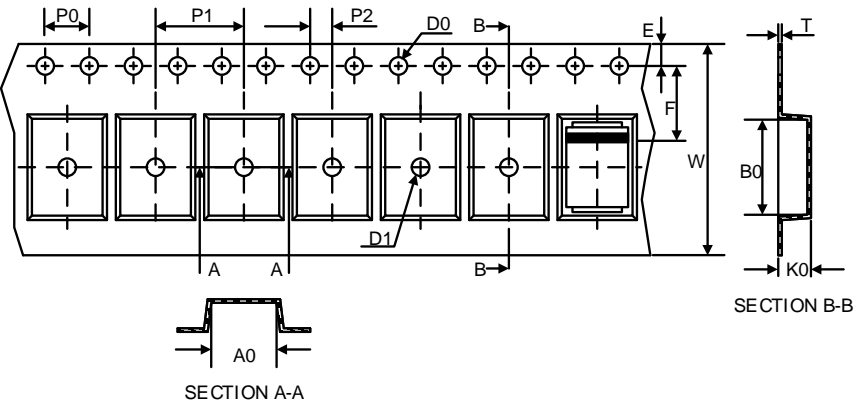
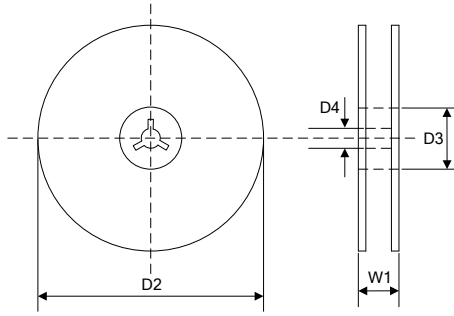
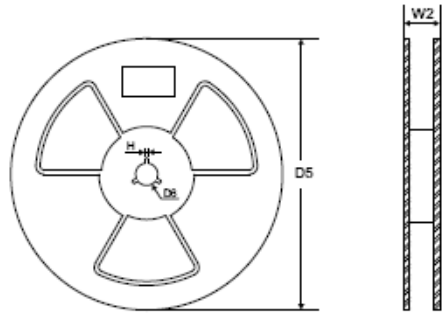


Ordering Code for Different Package

7 inch reel package: Add suffix “ /TR7 ” at the end of the part number, such as SMDJXXXCA/TR7

13 inch reel package: Add suffix “ /TR13 ” at the end of the part number, such as SMDJXXXCA/TR13

Packaging

| Tape | Symbol | Dimension (mm) |
|--|--|----------------|
|  | W | 16.00±0.20 |
| | P0 | 4.00±0.10 |
| | P1 | 8.00±0.10 |
| | P2 | 2.00±0.10 |
| | D0 | Φ1.5±0.10 |
| | D1 | Φ1.5±0.10 |
| | E | 1.75±0.10 |
| | F | 7.50±0.10 |
| | A0 | 6.27±0.10 |
| | B0 | 8.30±0.10 |
| | K0 | 3.15±0.15 |
| | T | 0.30±0.05 |
| | <p>7" Reel</p>  | D2 |
| D3 | | Φ50.0Min. |
| D4 | | Φ13.0±0.5 |
| W1 | | 20.0±2.0 |
| Quantity: 500PCS | | |
| <p>13" Reel</p>  | D5 | Φ330.0±2.0 |
| | D6 | Φ13.5±0.5 |
| | H | 2.5±1.0 |
| | W2 | 20.0±2.0 |
| | Quantity: 3000PCS | |

LEGAL DISCLAIMER

YAGEO, its distributors and agents (collectively, "YAGEO"), hereby disclaims any and all liabilities for any errors, inaccuracies or incompleteness contained in any product related information, including but not limited to product specifications, datasheets, pictures and/or graphics. YAGEO may make changes, modifications and/or improvements to product related information at any time and without notice.



YAGEO makes no representation, warranty, and/or guarantee about the fitness of its products for any particular purpose or the continuing production of any of its products. To the maximum extent permitted by law, YAGEO disclaims (i) any and all liability arising out of the application or use of any YAGEO product, (ii) any and all liability, including without limitation special, consequential or incidental damages, and (iii) any and all implied warranties, including warranties of fitness for a particular purpose, non-infringement and merchantability.

YAGEO products are designed for general purpose applications under normal operation and usage conditions. Please contact YAGEO for the applications listed below which require especially high reliability for the prevention of defects which might directly cause damage to the third party's life, body or property: Aerospace equipment (artificial satellite, rocket, etc.), Atomic energy-related equipment, Aviation equipment, Disaster prevention equipment, crime prevention equipment, Electric heating apparatus, burning equipment, Highly public information network equipment, data-processing equipment, Medical devices, Military equipment, Power generation control equipment, Safety equipment, Traffic signal equipment, Transportation equipment and Undersea equipment, or for any other application or use in which the failure of YAGEO products could result in personal injury or death, or serious property damage. Particularly **YAGEO Corporation and its affiliates do not recommend the use of commercial or automotive grade products for high reliability applications or manned space flight.**

Information provided here is intended to indicate product specifications only. YAGEO reserves all the rights for revising this content without further notification, as long as products are unchanged. Any product change will be announced by PCN.

Looking for pricing, stock, or lifecycle information?

Click below to explore more details on WIN SOURCE:

-  [View SMDJ100CA/TR13 on WIN SOURCE](#)
-  [Yageo Information](#)

Optimize Your Supply Chain with WIN SOURCE Solutions

-  Global Sourcing Solution
-  Obsolete Management
-  Cost Control Management
-  Shortage Management
-  Alternative Solution
-  Excess Inventory Management