



**THE DATASHEET OF  
DF62B-2EP-2.2C**



Jul.1.2024 Copyright 2024 HIROSE ELECTRIC CO., LTD. All Rights Reserved.  
 In case of consideration for using Automotive equipment / device which demand high reliability, kindly contact our sales window correspondents.





APPLICABLE STANDARD					
RATING	OPERATING TEMPERATURE RANGE	-35 °C TO +105°C (NOTE1)	STORAGE TEMPERATURE RANGE	-10 °C TO +60°C (NOTE3)	
	OPERATING HUMIDITY RANGE	20% TO 80% (NOTE2)	STORAGE HUMIDITY RANGE	40% TO 70% (NOTE3)	
	APPLICABLE CONNECTOR	DF62B-2S-2.2C(##) DF62C-2S-2.2C(##)	VOLTAGE	AC/DC 250V	
	UL-C-UL RATING	VOLTAGE	250 V AC/DC	CURRENT 	AWG 22 : 4A/pin AWG 24 : 2A/pin AWG 26-30 : 1A/pin
		CURRENT	AWG 22 : 3A/pin AWG 24 : 2A/pin AWG 26-30 : 1A/pin		
	OPERATING TEMPERATURE RANGE	-35 °C TO +75°C (NOTE1)	APPLICABLE CONTACT	DF62-EP22PC* DF62-EP2428PC* DF62-EP30PC*	
SPECIFICATIONS					
ITEM	TEST METHOD		REQUIREMENTS	QT	AT
<b>CONSTRUCTION</b>					
GENERAL EXAMINATION	VISUALLY AND BY MEASURING INSTRUMENT.		ACCORDING TO DRAWING.	X	X
MARKING	CONFIRMED VISUALLY.			X	X
<b>ELECTRIC CHARACTERISTICS</b>					
CONTACT RESISTANCE	20mV MAX, 1mA (DC or 1000Hz).		30 mΩ MAX.	X	-
INSULATION RESISTANCE	500 V DC.		1000 MΩ MIN.	X	-
VOLTAGE PROOF	650 V AC FOR 1 min.		NO FLASHOVER OR BREAKDOWN.	X	-
<b>MECHANICAL CHARACTERISTICS</b>					
MECHANICAL OPERATION	30 TIMES INSERTION AND EXTRACTION.		①CONTACT RESISTANCE: 30 mΩ MAX. ②NO DAMAGE, CRACK OR LOOSENESS OF PARTS.	X	-
VIBRATION	FREQUENCY 10 TO 55 Hz, SINGLE AMPLITUDE 0.75 mm, AT 10 CYCLES FOR 3 DIRECTION.		①NO ELECTRICAL DISCONTINUITY OF 1 μs. ②NO DAMAGE, CRACK OR LOOSENESS OF PARTS.	X	-
SHOCK	490 m/s <sup>2</sup> DURATION OF PULSE 11 ms AT 3 TIMES EACH FOR 3 BOTH AXIAL DIRECTIONS.		①NO ELECTRICAL DISCONTINUITY OF 1 μs. ②NO DAMAGE, CRACK OR LOOSENESS OF PARTS.	X	-
<b>ENVIRONMENTAL CHARACTERISTICS</b>					
DAMP HEAT (STEADY STATE)	EXPOSED AT 40 ± 2°C , 90 TO 95 % , 96 h. (AFTER LEAVING THE ROOM TEMPERATURE FOR 1~2h.)		①CONTACT RESISTANCE: 30 mΩ MAX. ②INSULATION RESISTANCE: 1000 MΩ MIN. ③NO DAMAGE, CRACK OR LOOSENESS OF PARTS.	X	-
RAPID CHANGE OF TEMPERATURE	TEMPERATURE -55°C → +85°C TIME 30min → 30min UNDER 5 CYCLES. (THE TRANSFERRING TIME OF THE TANK IS 2~3 min) (AFTER LEAVING THE ROOM TEMPERATURE FOR 1~2h.)		①CONTACT RESISTANCE: 30 mΩ MAX. ②INSULATION RESISTANCE: 1000 MΩ MIN. ③NO DAMAGE, CRACK OR LOOSENESS OF PARTS.	X	-
NOTE 1: INCLUDE THE TEMPERATURE RISING BY CURRENT. NOTE2:NO CONDENSING NOTE3:APPLY TO THE CONDITION OF LONG TERM STORAGE FOR UNUSED PRODUCTS BEFOR PCB ON BOARD, AFTER PCB ON BOARD, OPERATING TEMPERATURE AND HUMIDITTY RANGE IS APPLIED FOR INTERIM STRAGE DURING TRANSPORTATION.					
	COUNT	DESCRIPTION OF REVISIONS	DESIGNED	CHECKED	DATE
	1	DIS-H-00019510	RI. GENDA	SZ. ONO	20240123
REMARKS			APPROVED	KI. AKIYAMA	20130704
			CHECKED	OM. MIYAMOTO	20130703
Unless otherwise specified, refer to JIS C 5402.			DESIGNED	TH. YOSHIZAWA	20130703
			DRAWN	MI. SAKIMURA	20130627
Note QT:Qualification Test AT:Assurance Test X:Applicable Test			DRAWING NO.	ELC-351963-00-00	
	SPECIFICATION SHEET		PART NO.	DF62B-2EP-2.2C	
	HIROSE ELECTRIC CO., LTD.		CODE NO.	CL0544-0558-9-00	

## Looking for pricing, stock, or lifecycle information?

Click below to explore more details on WIN SOURCE:

-  [View DF62B-2EP-2.2C on WIN SOURCE](#)
-  [Hirose Electric Co Ltd Information](#)

## Optimize Your Supply Chain with WIN SOURCE Solutions

-  Global Sourcing Solution
-  Obsolete Management
-  Cost Control Management
-  Shortage Management
-  Alternative Solution
-  Excess Inventory Management