



**THE DATASHEET OF  
TZS4705-GS08**



## Small Signal Zener Diodes



### FEATURES

- Zener voltage specified at 50  $\mu$ A
- Maximum delta  $V_Z$  given from 10  $\mu$ A to 100  $\mu$ A
- Very high stability
- Low noise
- Material categorization: for definitions of compliance please see [www.vishay.com/doc?99912](http://www.vishay.com/doc?99912)


**RoHS**  
COMPLIANT

### APPLICATIONS

- Voltage stabilization

### LINKS TO ADDITIONAL RESOURCES



| PRIMARY CHARACTERISTICS |               |      |
|-------------------------|---------------|------|
| PARAMETER               | VALUE         | UNIT |
| $V_Z$ range nom.        | 2 to 43       | V    |
| Test current $I_{ZT}$   | 0.05          | mA   |
| $V_Z$ specification     | Pulse current |      |
| Circuit configuration   | Single        |      |

| ORDERING INFORMATION |                              |                      |                        |
|----------------------|------------------------------|----------------------|------------------------|
| DEVICE NAME          | ORDERING CODE                | TAPED UNITS PER REEL | MINIMUM ORDER QUANTITY |
| TZS4679 to TZS4717   | TZS4679-GS08 to TZS4717-GS08 | 2500 (per 7" reel)   | 12 500/box             |

| PACKAGE             |        |                                      |                                   |                          |
|---------------------|--------|--------------------------------------|-----------------------------------|--------------------------|
| PACKAGE NAME        | WEIGHT | MOLDING COMPOUND FLAMMABILITY RATING | MOISTURE SENSITIVITY LEVEL        | SOLDERING CONDITIONS     |
| QuadroMELF (SOD-80) | 34 mg  | UL 94 V-0                            | MSL level 1 (according J-STD-020) | 260 °C/10 s at terminals |

| ABSOLUTE MAXIMUM RATINGS ( $T_{amb} = 25\text{ }^{\circ}\text{C}$ , unless otherwise specified) |                                    |            |               |                    |
|---|------------------------------------|------------|---------------|--------------------|
| PARAMETER   | TEST CONDITION                     | SYMBOL     | VALUE         | UNIT               |
| Power dissipation   | $R_{thJA} \leq 300\text{ K/W}$     | $P_{tot}$  | 500           | mW                 |
| Zener current   |                                    | $I_Z$      | $P_{tot}/V_Z$ | mA                 |
| Junction to ambient air   | On PC board 50 mm x 50 mm x 1.6 mm | $R_{thJA}$ | 500           | K/W                |
| Junction temperature  |                                    | $T_j$      | 175           | $^{\circ}\text{C}$ |
| Storage temperature range   |                                    | $T_{stg}$  | -65 to +175   | $^{\circ}\text{C}$ |
| Forward voltage (max.)  | $I_F = 100\text{ mA}$              | $V_F$      | 1.5           | V                  |



| <b>ELECTRICAL CHARACTERISTICS</b> ( $T_{amb} = 25\text{ }^{\circ}\text{C}$ , unless otherwise specified) |                     |                     |       |              |                          |                                |      |                               |
|--|---------------------|---------------------|-------|--------------|--------------------------|--------------------------------|------|-------------------------------|
| PART NUMBER  | ZENER VOLTAGE RANGE |                     |       | TEST CURRENT |                          | REVERSE CURRENT <sup>(3)</sup> |      | VOLTAGE CHANGE <sup>(4)</sup> |
|  | $V_Z$ at $I_{ZT1}$  |                     |       | $I_{ZT1}$    | $I_{ZT2}$ <sup>(2)</sup> | $I_R$ at $V_R$                 |      | $\Delta V_Z$                  |
|  | V                   |                     |       | mA           |                          | $\mu\text{A}$                  | V    | V                             |
|  | MIN.                | NOM. <sup>(1)</sup> | MAX.  |              |                          | MAX.                           |      | MAX.                          |
| TZS4679  | 1.9                 | 2                   | 2.1   | 0.05         | 110                      | 5                              | 1    | 0.7                           |
| TZS4680  | 2.09                | 2.2                 | 2.31  | 0.05         | 100                      | 4                              | 1    | 0.75                          |
| TZS4681  | 2.28                | 2.4                 | 2.52  | 0.05         | 95                       | 2                              | 1    | 0.8                           |
| TZS4682  | 2.565               | 2.7                 | 2.835 | 0.05         | 90                       | 1                              | 1    | 0.85                          |
| TZS4683  | 2.85                | 3                   | 3.15  | 0.05         | 85                       | 0.8                            | 1    | 0.9                           |
| TZS4684  | 3.135               | 3.3                 | 3.465 | 0.05         | 80                       | 7.5                            | 1.5  | 0.95                          |
| TZS4685  | 3.42                | 3.6                 | 3.78  | 0.05         | 75                       | 7.5                            | 2    | 0.95                          |
| TZS4686  | 3.705               | 3.9                 | 4.095 | 0.05         | 70                       | 5                              | 2    | 0.97                          |
| TZS4687  | 4.085               | 4.3                 | 4.515 | 0.05         | 65                       | 4                              | 2    | 0.99                          |
| TZS4688  | 4.465               | 4.7                 | 4.935 | 0.05         | 60                       | 10                             | 3    | 0.99                          |
| TZS4689  | 4.845               | 5.1                 | 5.355 | 0.05         | 55                       | 10                             | 3    | 0.97                          |
| TZS4690  | 5.32                | 5.6                 | 5.88  | 0.05         | 50                       | 10                             | 4    | 0.96                          |
| TZS4691  | 5.89                | 6.2                 | 6.51  | 0.05         | 45                       | 10                             | 5    | 0.95                          |
| TZS4692  | 6.46                | 6.8                 | 7.14  | 0.05         | 35                       | 10                             | 5.1  | 0.9                           |
| TZS4693  | 7.125               | 7.5                 | 7.875 | 0.05         | 31.8                     | 10                             | 5.7  | 0.75                          |
| TZS4694  | 7.79                | 8.2                 | 8.61  | 0.05         | 29                       | 1                              | 6.2  | 0.5                           |
| TZS4695  | 8.265               | 8.7                 | 9.135 | 0.05         | 27.4                     | 1                              | 6.6  | 0.1                           |
| TZS4696  | 8.645               | 9.1                 | 9.555 | 0.05         | 26.2                     | 1                              | 6.9  | 0.08                          |
| TZS4697  | 9.5                 | 10                  | 10.5  | 0.05         | 24.8                     | 1                              | 7.6  | 0.1                           |
| TZS4698  | 10.45               | 11                  | 11.55 | 0.05         | 21.6                     | 0.05                           | 8.4  | 0.11                          |
| TZS4699  | 11.4                | 12                  | 12.6  | 0.05         | 20.4                     | 0.05                           | 9.1  | 0.12                          |
| TZS4700  | 12.35               | 13                  | 13.65 | 0.05         | 19                       | 0.05                           | 9.8  | 0.13                          |
| TZS4701  | 13.3                | 14                  | 14.7  | 0.05         | 17.5                     | 0.05                           | 10.6 | 0.14                          |
| TZS4702  | 14.25               | 15                  | 15.75 | 0.05         | 16.3                     | 0.05                           | 11.4 | 0.15                          |
| TZS4703  | 15.2                | 16                  | 16.8  | 0.05         | 15.4                     | 0.05                           | 12.1 | 0.16                          |
| TZS4704  | 16.15               | 17                  | 17.85 | 0.05         | 14.5                     | 0.05                           | 12.9 | 0.17                          |
| TZS4705  | 17.1                | 18                  | 18.9  | 0.05         | 13.2                     | 0.05                           | 13.6 | 0.18                          |
| TZS4706  | 18.05               | 19                  | 19.95 | 0.05         | 12.5                     | 0.05                           | 14.4 | 0.19                          |
| TZS4707  | 19                  | 20                  | 21    | 0.05         | 11.9                     | 0.01                           | 15.2 | 0.2                           |
| TZS4708  | 20.9                | 22                  | 23.1  | 0.05         | 10.8                     | 0.01                           | 16.7 | 0.22                          |
| TZS4709  | 22.8                | 24                  | 25.2  | 0.05         | 9.9                      | 0.01                           | 18.2 | 0.24                          |
| TZS4710  | 23.75               | 25                  | 26.25 | 0.05         | 9.5                      | 0.01                           | 19   | 0.25                          |
| TZS4711  | 25.65               | 27                  | 28.35 | 0.05         | 8.8                      | 0.01                           | 20.4 | 0.27                          |
| TZS4712  | 26.6                | 28                  | 29.4  | 0.05         | 8.5                      | 0.01                           | 21.2 | 0.28                          |
| TZS4713  | 28.5                | 30                  | 31.5  | 0.05         | 7.9                      | 0.01                           | 22.8 | 0.3                           |
| TZS4714  | 31.35               | 33                  | 34.65 | 0.05         | 7.2                      | 0.01                           | 25   | 0.33                          |
| TZS4715  | 34.2                | 36                  | 37.8  | 0.05         | 6.6                      | 0.01                           | 27.3 | 0.36                          |
| TZS4716  | 37.05               | 39                  | 40.95 | 0.05         | 6.1                      | 0.01                           | 29.6 | 0.39                          |
| TZS4717  | 40.85               | 43                  | 45.15 | 0.05         | 5.5                      | 0.01                           | 32.6 | 0.43                          |

Notes

- (1) Tolerancing and voltage designation ( $V_Z$ ). The type numbers shown have a standard tolerance of  $\pm 5\%$  on the nominal zener voltage.
- (2) Maximum Zener current ratings ( $I_{ZM}$ ). Maximum Zener current ratings are based on maximum Zener voltage of the individual units
- (3) Reverse leakage current ( $I_R$ ). Reverse leakage currents are guaranteed and measured at  $V_R$  as shown on the table.
- (4) Maximum voltage change ( $\Delta V_Z$ ). Voltage change is equal to the difference between  $V_Z$  at 100  $\mu\text{A}$  and  $V_Z$  at 10  $\mu\text{A}$ .

**BASIC CHARACTERISTICS** ( $T_{amb} = 25\text{ }^{\circ}\text{C}$ , unless otherwise specified)

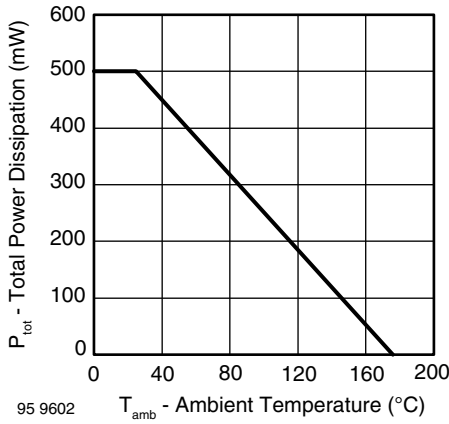


Fig. 1 - Total Power Dissipation vs. Ambient Temperature

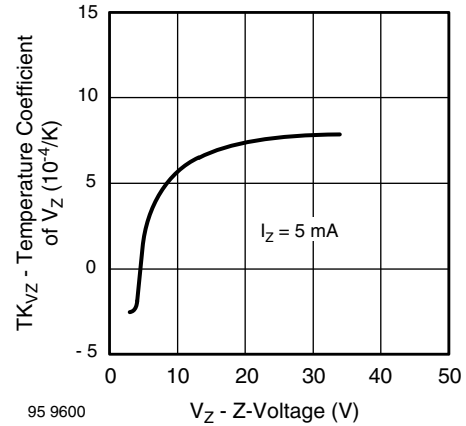


Fig. 4 - Temperature Coefficient of  $V_Z$  vs. Z-Voltage

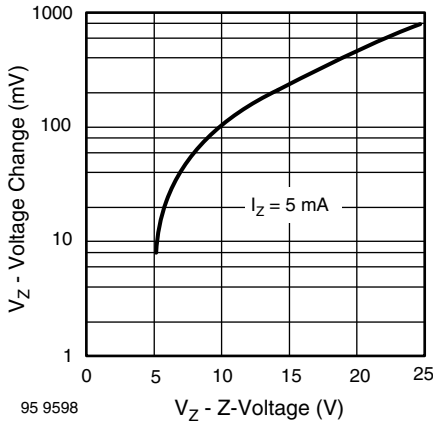


Fig. 2 - Typical Change of Working Voltage under Operating Conditions at  $T_{amb} = 25\text{ }^{\circ}\text{C}$

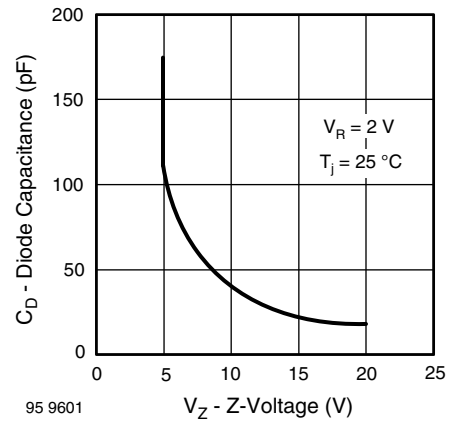


Fig. 5 - Diode Capacitance vs. Z-Voltage

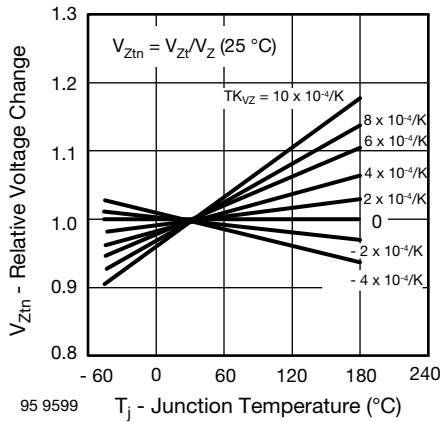


Fig. 3 - Typical Change of Working Voltage vs. Junction Temperature

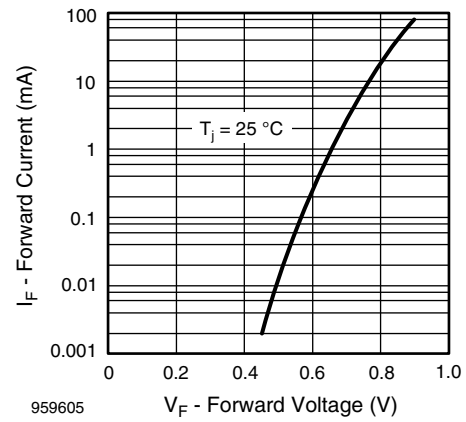


Fig. 6 - Forward Current vs. Forward Voltage

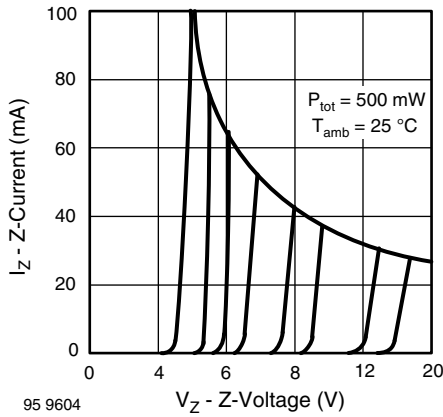


Fig. 7 - Z-Current vs. Z-Voltage

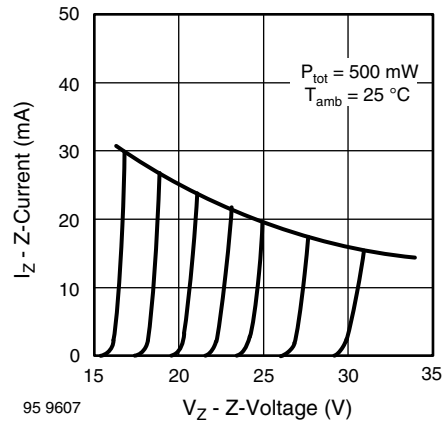


Fig. 8 - Z-Current vs. Z-Voltage

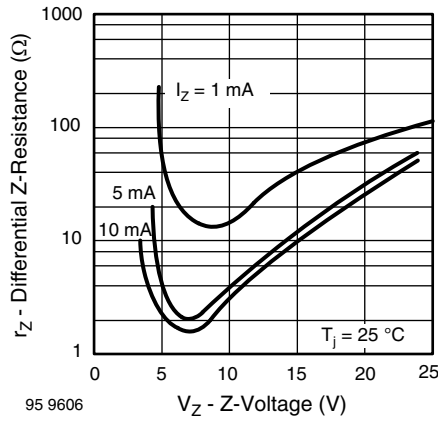


Fig. 9 - Differential Z-Resistance vs. Z-Voltage

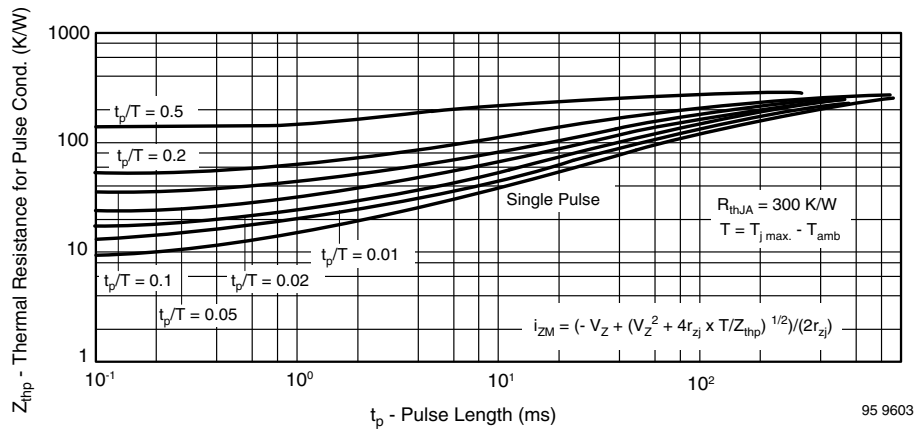
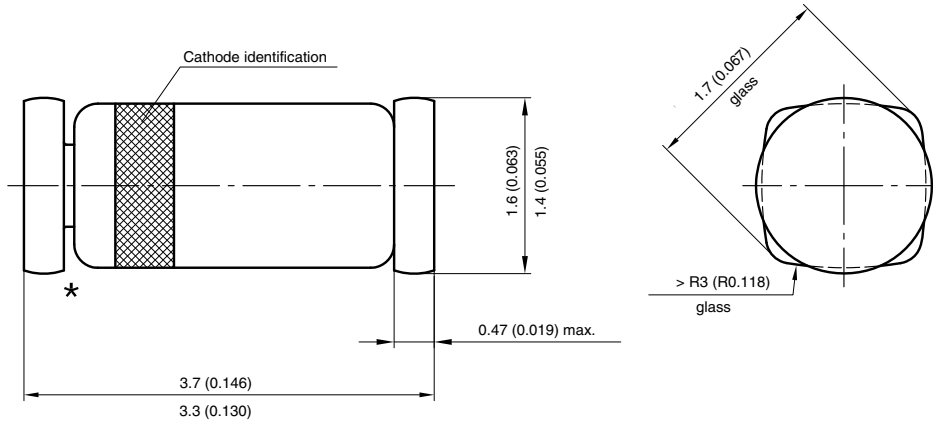


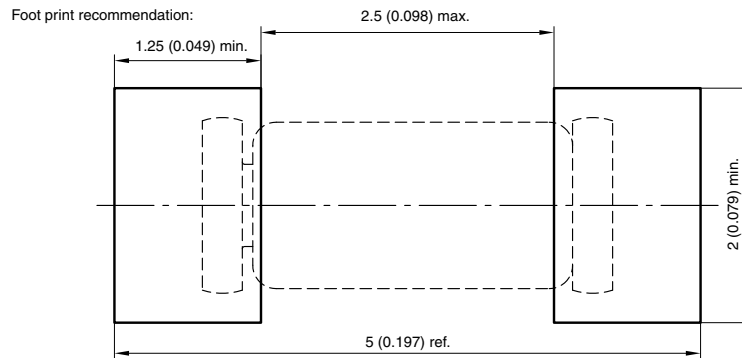
Fig. 10 - Thermal Response



## PACKAGE DIMENSIONS in millimeters (inches): **QuadroMELF SOD-80**



\* The gap between plug and glass can be either on cathode or anode side



Created - Date: 03.November.2003  
Rev. 11 - Date: 07.June 2006  
Document no.:6.560-5006.01-4  
96 12071



## Disclaimer

ALL PRODUCT, PRODUCT SPECIFICATIONS AND DATA ARE SUBJECT TO CHANGE WITHOUT NOTICE TO IMPROVE RELIABILITY, FUNCTION OR DESIGN OR OTHERWISE.

Vishay Intertechnology, Inc., its affiliates, agents, and employees, and all persons acting on its or their behalf (collectively, "Vishay"), disclaim any and all liability for any errors, inaccuracies or incompleteness contained in any datasheet or in any other disclosure relating to any product.

Vishay makes no warranty, representation or guarantee regarding the suitability of the products for any particular purpose or the continuing production of any product. To the maximum extent permitted by applicable law, Vishay disclaims (i) any and all liability arising out of the application or use of any product, (ii) any and all liability, including without limitation special, consequential or incidental damages, and (iii) any and all implied warranties, including warranties of fitness for particular purpose, non-infringement and merchantability.

Statements regarding the suitability of products for certain types of applications are based on Vishay's knowledge of typical requirements that are often placed on Vishay products in generic applications. Such statements are not binding statements about the suitability of products for a particular application. It is the customer's responsibility to validate that a particular product with the properties described in the product specification is suitable for use in a particular application. Parameters provided in datasheets and / or specifications may vary in different applications and performance may vary over time. All operating parameters, including typical parameters, must be validated for each customer application by the customer's technical experts. Product specifications do not expand or otherwise modify Vishay's terms and conditions of purchase, including but not limited to the warranty expressed therein.

Hyperlinks included in this datasheet may direct users to third-party websites. These links are provided as a convenience and for informational purposes only. Inclusion of these hyperlinks does not constitute an endorsement or an approval by Vishay of any of the products, services or opinions of the corporation, organization or individual associated with the third-party website. Vishay disclaims any and all liability and bears no responsibility for the accuracy, legality or content of the third-party website or for that of subsequent links.

Vishay products are not designed for use in life-saving or life-sustaining applications or any application in which the failure of the Vishay product could result in personal injury or death unless specifically qualified in writing by Vishay. Customers using or selling Vishay products not expressly indicated for use in such applications do so at their own risk. Please contact authorized Vishay personnel to obtain written terms and conditions regarding products designed for such applications.

No license, express or implied, by estoppel or otherwise, to any intellectual property rights is granted by this document or by any conduct of Vishay. Product names and markings noted herein may be trademarks of their respective owners.

## Looking for pricing, stock, or lifecycle information?

Click below to explore more details on WIN SOURCE:

 [View TZS4705-GS08 on WIN SOURCE](#)

 [Vishay Information](#)

## Optimize Your Supply Chain with WIN SOURCE Solutions

-  Global Sourcing Solution
-  Obsolete Management
-  Cost Control Management
-  Shortage Management
-  Alternative Solution
-  Excess Inventory Management