



**THE DATASHEET OF
PESD2CANFD24U-TR**





Selection Guide

2020

Discrete and MOSFET components,
analog & logic ICs

nexperia

EFFICIENCY WINS.



MORE EXPERTISE



Bipolar transistors



Diodes



ESD protection, TVS, filtering and signal conditioning



MOSFETs



Analog & logic ICs

Every piece of electronics in the world can benefit from Nexperia efficiency. That's every design, from the simplest phone charger or light switch to the most complex hybrid automobile. Efficiency means we produce the world's most essential semiconductors, the finishing touches that empower electronic designs everywhere. That's all we do, **more or less.**



LESS COMPLEXITY



Introduction

Welcome to the 2020 edition of the Nexperia Selection Guide. Here we present all our discrete and MOSFET components, and analog & logic ICs in one single document to give you a complete overview of our portfolio. We hope that makes it even easier for you to find the right product for your design.

Our extensive portfolio offers a wide range of general purpose devices and those that meet the stringent standards set by the automotive industry. They are housed in some of the most advanced, industry-leading small packages that combine power and thermal efficiency with best-in-class quality levels.

Alongside quality and efficiency, Nexperia customers value reliability and a consistent supply they can trust. We produce consistently reliable semiconductor components at high volume (Over 90 billion annually) and we work at every step to safeguard the long-term availability of our manufacturing processes and products, to ensure secure supply for all our customers.

We have a long history and broad experience. That ensures we can support you with the dedicated in-house technical support you need – from simplifying selection via quick-reference material to simple-to-use design tools and application insights. All to help drive up efficiency in your designs.

All the functionality you need in one spot

Just like on our website, you will find the selection guide is split into our five key product areas. There is also a dedicated section on packages, highlighting the latest package innovations and packing options.

Bipolar transistors

- › Resistor-equipped, low V_{CEsat} and small-signal transistors
- › Standard SMD, leadless and clip-bond packages

Diodes

- › Broad choice of Zener, Schottky and switching diodes
- › Ultra-small, low-profile surface-mount package options

ESD protection, filtering and signal conditioning

- › Extensive range of protection in ultra-small form factors
- › Optimized for signal integrity, robustness and system protection

MOSFETs

- › Low R_{DSon} devices from < 20 V to > 200 V
- › True power packages with solid wireless-clip for smart efficiency

Analog & logic ICs

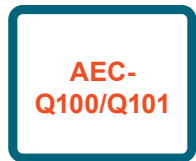
- › Comprehensive portfolio operating from 0.7 V to 15.0 V
- › Unrivalled package innovation and lowest power logic solutions

Packages

- › The next generation of packaging for volume production
- › Package cross-reference and packing options

As an innovative company we are continually adding to our product portfolio, so to discover all our latest product information you should visit our website – www.nexperia.com

Our commitment: quality and reliability



AEC-Q100/Q101 qualified

We qualify our products according to the automotive AEC-Q100/Q101 standard and even exceed its requirements, for instance when doing extended lifetime testing.



Go for quality

All our processes and manufacturing plants are subject to regular international and internal audits, including the following:

- › ISO9001
- › IATF 16949 for automotive sites
- › ISO14001
- › OHSAS18001



Design for excellence


Nexperia's Design for Excellence (DfX) program ensures that each new development builds on past learning and that best practices are always employed. The result is continual product improvement.



Zero defects

Zero defects is our standard through the organisation. A rigorous 8-discipline approach and thorough 5-why analysis ensure strong improvements are constantly made to our products and processes.

Rigorous attention to detail and commitment to quality have yielded a very low product failure rate of a single-digit part per billion (ppb).



Selection guide 2020

Discrete and MOSFET components,
analog & logic ICs

Bipolar
transistors

1

Diodes

2

ESD protection,
TVS, filtering
and signal
conditioning

3

MOSFETs

4

Analog & logic ICs

5

Packages

6

| | |
|---|----|
| New products | 10 |
| Bipolar transistors..... | 10 |
| Diodes | 11 |
| ESD protection, TVS, filtering and signal conditioning..... | 11 |
| MOSFETs..... | 12 |
| Analog & logic ICs..... | 14 |

Bipolar transistors 17

| | |
|---|-----------|
| General purpose bipolar transistors..... | 18 |
| Transistors single NPN..... | 18 |
| Transistors single PNP | 18 |
| High performance transistors (superior power dissipation) | 19 |
| Transistors double..... | 19 |
| Switching transistors single..... | 20 |
| Switching transistors double | 20 |
| 175oC capable products | 21 |
| Medium power transistors | 21 |
| General Purpose Power Transistors | 22 |
| High voltage transistors..... | 22 |
| PNP LED driver | 23 |
| NPN LED driver..... | 23 |
| Constant current source..... | 23 |
| Darlington transistors..... | 24 |
| Schmitt triggers..... | 24 |
| Low noise transistors..... | 24 |
| Matched pair transistors | 25 |
| MOSFET driver | 26 |
| Medium frequency transistors | 26 |
| Low V_{CEsat} transistors..... | 27 |
| Low VCEsat transistors single NPN up to 2000 mW..... | 27 |
| Low VCEsat transistors single NPN up to 750 mW..... | 28 |
| Low VCEsat transistors single PNP up to 2000 mW | 29 |
| Low VCEsat transistors single PNP up to 750 mW | 30 |
| Low VCEsat transistors double..... | 31 |
| Low VCEsat transistors load switches..... | 32 |
| Low VCEsat high voltage transistors..... | 33 |
| Low VCEsat RETs | 33 |
| Low VCEsat transistors PNP - N-channel MOSFET combination | 34 |
| Low VCEsat power transistors single (175oC capable)..... | 34 |
| Resistor equipped transistors (RETs) | 35 |
| Low VCEsat power transistors double (175oC capable) | 35 |
| RETs 100 mA single | 35 |
| RETs 100 mA single - part 2..... | 36 |
| RETs 100 mA double | 36 |
| RETs 500 mA single / double | 37 |
| 3-terminal adjustable shunt regulators | 37 |
| 3-terminal adjustable shunt regulators | 37 |

Diodes 43

| | |
|--|-----------|
| Zener diodes | 44 |
| General purpose Zener diodes | 44 |
| Zener diodes specifications | 45 |
| Switching diodes | 46 |
| General purpose, high speed switching diodes <= 90V | 46 |
| General purpose, high speed switching diodes 100V (Leaded SMD) | 47 |
| General purpose, high speed switching diodes 100V (Leadless DFN) | 47 |
| General purpose, switching diodes >= 100V | 48 |
| High performance switching diodes (175°C capable & superior | |

| | |
|--|-----------|
| power dissipation)..... | 48 |
| Controlled avalanche switching diodes..... | 49 |
| Low leakage current switching diodes | 49 |
| Recovery rectifiers | 50 |
| Recovery rectifiers | 50 |
| Nomenclature recovery rectifiers automotive grade types..... | 50 |
| Power SiGe rectifiers | 51 |
| Power SiGe rectifiers in clip-bond packages | 51 |
| Schottky diodes and rectifiers | 52 |
| General purpose Schottky diodes <= 250 mA | 52 |
| Low capacitance Schottky diodes | 53 |
| Schottky rectifiers - leadless DSN / DFN packages | 54 |
| Power Schottky rectifiers - clip-bond packages..... | 56 |
| Schottky rectifiers - leaded packages | 57 |
| Schottky rectifiers - leaded packages | 58 |
| Dual Schottky rectifiers - leaded / leadless DFN packages..... | 58 |
| Nomenclatures | 59 |

ESD protection, TVS, filtering and signal conditioning 61

| | |
|---|-----------|
| Automotive ESD protection and TVS | 62 |
| Classic In-Vehicle Networks | 62 |
| Automotive Ethernet | 62 |
| TrEOS Automotive | 63 |
| Infotainment / SerDes | 63 |
| TVS diodes, 24 W/40 W..... | 64 |
| TVS 400 W | 65 |
| TVS 600 W | 66 |
| ESD protection | 67 |
| Low capacitance ESD protection for high-speed interfaces..... | 67 |
| Low capacitance ESD protection for high-speed interfaces..... | 68 |
| General purpose ESD protection devices | 69 |
| EMI solutions with integrated protection | 73 |
| Common mode filters with integrated protection | 73 |
| RC low pass filters with integrated protection | 73 |
| Transient Voltage Surge Suppressor (TVS)..... | 74 |
| TVS diodes for mobile applications | 74 |

MOSFETs 77

| | |
|--|-----------|
| Automotive MOSFETs..... | 78 |
| Automotive grade MOSFETs nomenclature | 78 |
| N-channel 30V automotive power MOSFETs..... | 78 |
| N-channel 40V automotive power MOSFETs..... | 79 |
| N-channel 40V automotive power MOSFETs..... | 80 |
| N-channel 55V-60V automotive power MOSFETs..... | 81 |
| N-channel 55V-60V automotive power MOSFETs..... | 82 |
| N-channel 75V-80V automotive power MOSFETs..... | 83 |
| N-channel 100V automotive power MOSFETs..... | 84 |
| P-channel 30V-60V automotive power MOSFETs | 85 |
| Small-signal automotive MOSFETs – Low RDS(on) | 86 |
| Small-signal automotive MOSFETs – High RDS(on) | 88 |
| Small-signal automotive MOSFETs – Dual..... | 88 |
| Small-signal MOSFETs complementary | 88 |
| Power MOSFETs | 90 |
| N-channel 25V-30V Power MOSFETs | 90 |
| N-channel 40V-60V Power MOSFETs | 92 |
| N-channel 75V-200V Power MOSFETs..... | 94 |
| Power MOSFETs nomenclature | 97 |

Contents

| | |
|---|-----------|
| Small-signal MOSFETs..... | 98 |
| Small-signal MOSFETs in DFN1006 and DFN1006B packages.... | 98 |
| Small-signal MOSFETs in DFN0606 | 98 |
| Small-signal MOSFETs in DFN1010D-3 single and DFN1010B-3 dual packages | 99 |
| Small-signal low-leakage MOSFETs..... | 99 |
| Small-signal MOSFETs in DFN2020MD-6 single and DFN2020-6 dual packages | 100 |
| Small-signal MOSFETs in WLCSP4 and WLCSP6 packages | 101 |
| Small-signal MOSFETs single (N-channel) | 102 |
| Small-signal MOSFETs single (P-channel)..... | 104 |
| Small-signal MOSFETs dual | 106 |
| Small-signal MOSFETs complementary | 106 |
| Small-signal MOSFETs nomenclature | 108 |

Analog & logic ICs 111

| | |
|---|------------|
| Automotive analog & logic ICs | 112 |
| Q100 Standard logic functions and packages | 112 |
| Analog switches..... | 112 |
| Buffers/Inverters..... | 113 |
| Buffers/Inverters..... | 114 |
| Counters/Frequency dividers | 115 |
| Bus switches..... | 116 |
| Digital decoders/Demultiplexers..... | 116 |
| Digital multiplexers | 117 |
| Flip-flops..... | 117 |
| Flip-flops..... | 118 |
| Gates | 119 |
| Latches/Registered drivers..... | 121 |
| Level shifters/Translators | 122 |
| Multivibrators | 122 |
| Schmitt-triggers..... | 123 |
| Shift registers | 124 |
| Transceivers | 126 |
| Q100 mini logic functions and packages..... | 127 |
| Analog switches..... | 127 |
| Bus switches..... | 127 |
| Counters/Frequency dividers..... | 127 |
| Buffers/Inverters..... | 128 |
| Digital decoders/Demultiplexers..... | 130 |
| Digital multiplexers | 130 |
| Flip-flops..... | 130 |
| Gates | 131 |
| Latches/Registered drivers..... | 132 |
| Multivibrators | 133 |
| Schmitt-triggers..... | 133 |
| Level shifters/Translators | 134 |
| Asynchronous interface analog & logic ICs..... | 135 |
| Buffers/Inverters/Drivers..... | 135 |
| Schmitt-triggers..... | 142 |
| Transceivers | 145 |
| Voltage translators (level-shifters)..... | 146 |
| Analog Switches | 148 |
| I/O expansion..... | 149 |
| Bus Switches | 150 |
| Decoders/Demultiplexers | 151 |
| Digital Multiplexers | 152 |
| Shift Registers | 152 |
| Synchronous interface analog & logic ICs..... | 154 |
| Latches/Registered drivers..... | 154 |
| Flip-flops..... | 156 |

| | |
|--|------------|
| FIFO registers..... | 158 |
| Counters/frequency dividers..... | 158 |
| Multivibrators | 159 |
| Phase-locked loops | 159 |
| Control analog & logic ICs..... | 160 |
| AND Gates | 160 |
| Combination Gates..... | 161 |
| Configurable Gates | 161 |
| EXCLUSIVE-NOR Gates | 162 |
| EXCLUSIVE-OR Gates | 162 |
| NAND Gates | 162 |
| NOR Gates | 164 |
| OR Gates..... | 165 |
| Digital comparators | 166 |
| Parity generators-checkers..... | 166 |
| Nomenclatures | 167 |

Packages 169

| | |
|---|------------|
| Package details and packing methods | 170 |
| Package details and packing methods SMD | 170 |
| Package details and packing methods WLCSP | 174 |
| Packing details glass diodes, single ended and through hole packages | 175 |
| Packing letter codes used in orderable part number..... | 176 |
| Package cross reference list | 178 |
| Package cross reference matrix | 184 |
| Competitive cross reference - Logic..... | 186 |
| Competitive cross reference - Analog & logic ICs..... | 186 |
| Packing methods..... | 188 |
| Product orientation (tape and reel pack) | 188 |
| Minimized outline drawings and reflow soldering footprint..... | 192 |
| 2-pin SMD packages | 192 |
| 3-pin SMD packages | 197 |
| 5-pin SMD packages | 202 |
| 6-pin SMD packages | 203 |
| 6-pin SMD packages | 204 |
| 7-pin SMD packages | 207 |
| 8-pin SMD packages | 207 |
| 8-pin SMD packages | 211 |
| 10-pin SMD packages | 211 |
| 12-pin SMD packages | 212 |
| 14-pin SMD packages | 212 |
| 16-pin SMD packages | 213 |
| 20-pin SMD packages | 214 |
| 24-pin SMD packages | 215 |
| 24-pin SMD packages | 216 |
| 32-pin SMD packages | 216 |
| 48-pin SMD packages | 216 |
| 56-pin SMD packages | 217 |
| Index | 218 |

New products

As an innovative company we invest significantly in R&D, and continually expand our portfolio with the latest generation of technology and products. Here is a snapshot of our most recent releases, but don't forget to visit the website for the most up-to-date information - www.nexperia.com

Bipolar transistors

| Category | Device | Description | Page |
|-------------------------------------|---|--|------|
| General purpose bipolar transistors | BC816-16 / -25 | increased max voltage: 80 V, 500 mA NPN general-purpose transistors in SOT23 | 18 |
| | BC816-16W / -25W | increased max voltage: 80 V, 500 mA NPN general-purpose transistors in SOT323 | 18 |
| | BC847AQB / BQB / CQB | 45 V, 100 mA NPN general-purpose transistors in DFN1110D-3 (SOT8015) with side-wettable flanks | 18 |
| | BC847AQC / BQC / CQC | 45 V, 100 mA NPN general-purpose transistors in DFN1412D-3 (SOT8009) with side-wettable flanks | 18 |
| | BC817-16QB/-25QB/-40QB | 45 V, 500 mA NPN general-purpose transistors in DFN1110D-3 (SOT8015) with side-wettable flanks | 18 |
| | BC817-16QC/-25QC/-40QC | 45 V, 500 mA NPN general-purpose transistors in DFN1412D-3 (SOT8009) with side-wettable flanks | 18 |
| | BC806-16 / -25 | Increased max voltage: 80 V, 500 mA PNP general-purpose transistors in SOT23 | 19 |
| | BC806-16W / -25W | Increased max voltage: 80 V, 500 mA PNP general-purpose transistors in SOT323 | 19 |
| | BC857AQB / BQB / CQB | 45 V, 100 mA PNP general-purpose transistors in DFN1110D-3 (SOT8015) with side-wettable flanks | 18 |
| | BC857AQC / BQC / CQC | 45 V, 100 mA PNP general-purpose transistors in DFN1412D-3 (SOT8009) with side-wettable flanks | 18 |
| | BC807-16QB/-25QB/-40QB | 45 V, 500 mA PNP general-purpose transistors in DFN1110D-3 (SOT8015) with side-wettable flanks | 18 |
| | BC817-16QC/-25QC/-40QC | 45 V, 500 mA PNP general-purpose transistors in DFN1412D-3 (SOT8009) with side-wettable flanks | 18 |
| | BCP54T/-10T/-16T | 45 V, 1A NPN Power transistors in SOT223 | 21 |
| | BCX54T/-10T/-16T | 45 V, 1A NPN Power transistors in SOT89 | 21 |
| | BCP55T/-10T/-16T | 60 V, 1 A NPN Power transistors in SOT223 | 21 |
| | BCX55T/-10T/-16T | 60 V, 1 A NPN Power transistors in SOT89 | 21 |
| | BCP56T/-10T/-16T | 80 V, 1A NPN Power transistors in SOT223 | 21 |
| | BCX56T/-10T/-16T | 80 V, 1A NPN Power transistors in SOT89 | 21 |
| | BCP51T/-10T/-16T | 45 V, 1A PNP Power transistors in SOT223 | 21 |
| | BCX51T/-10T/-16T | 45 V, 1A PNP Power transistors in SOT89 | 21 |
| | BCP52T/-10T/-16T | 60 V, 1 A PNP Power transistors in SOT223 | 21 |
| | BCX52T/-10T/-16T | 60 V, 1 A PNP Power transistors in SOT89 | 21 |
| | BCP53T/-10T/-16T | 80 V, 1A PNP Power transistors in SOT223 | 21 |
| BCX53T/-10T/-16T | 80 V, 1A PNP Power transistors in SOT89 | 21 | |
| Power bipolar transistors | MJD44H11 | 80 V , 8A NPN Power bipolar transistor in DPAK | 22 |
| | MJD45H11 | 80 V , 8A PNP Power bipolar transistor in DPAK | 22 |
| | MJD44H11A | 80 V , 8A NPN Automotive power bipolar transistor in DPAK | 22 |
| | MJD45H11A | 80 V , 8A PNP Automotive power bipolar transistor in DPAK | 22 |
| | MJD31C | 100 V, 3A NPN Power bipolar transistor in DPAK | 22 |
| | MJD32C | 100 V, 3A PNP Power bipolar transistor in DPAK | 22 |
| | MJD31CA | 100 V, 3A NPN Automotive power bipolar transistor in DPAK | 22 |
| | MJD32CA | 100 V, 3A PNP Automotive power bipolar transistor in DPAK | 22 |

Diodes

| Category | Device | Description | Page |
|--------------------------------|------------------------|---|------|
| Switching diodes | BAS16QB | High-speed switching diode in DFN1110D-3 (SOT8015) with side-wettable flanks (SWF) | 47 |
| | BAS16QC | High-speed switching diode in DFN1412D-3 (SOT8009) with side-wettable flanks (SWF) | 47 |
| Recovery rectifiers | PNE20060CPE | 200 V, 2x3A dual common cathode hyperfast recovery rectifier in CFP15B | 50 |
| | PNE20080CPE | 200 V, 2x4A dual common cathode hyperfast recovery rectifier in CFP15B | 50 |
| | PNE200100CPE | 200 V, 2x5A dual common cathode hyperfast recovery rectifier in CFP15B | 50 |
| Power SiGe rectifiers | PMEG120G10ELR | 120 V, 1 A SiGe Rectifier in CFP3 | 51 |
| | PMEG120G20ELR | 120 V, 2 A SiGe Rectifier in CFP3 | 51 |
| | PMEG120G20ELP | 120 V, 2 A SiGe Rectifier in CFP5 | 51 |
| | PMEG120G30ELP | 120 V, 3 A SiGe Rectifier in CFP5 | 51 |
| | PMEG150G20ELP | 150 V, 2 A SiGe Rectifier in CFP5 | 51 |
| | PMEG150G30ELP | 150 V, 3 A SiGe Rectifier in CFP5 | 51 |
| | PMEG200G20ELP | 200 V, 2 A SiGe Rectifier in CFP5 | 51 |
| | PMEG200G30ELP | 200 V, 3 A SiGe Rectifier in CFP5 | 51 |
| | PMEG150G10ELR | 150 V, 1 A SiGe Rectifier in CFP3 | 51 |
| | PMEG150G20ELR | 150 V, 2 A SiGe Rectifier in CFP3 | 51 |
| | PMEG200G10ELR | 200 V, 1 A SiGe Rectifier in CFP3 | 51 |
| | PMEG200G20ELR | 200 V, 2 A SiGe Rectifier in CFP3 | 51 |
| Schottky diodes and rectifiers | PMEG060T030ELPE | 60 V, 3 A Trench Schottky Rectifier in CFP15B | 56 |
| | PMEG060T050ELPE | 60 V, 5 A Trench Schottky Rectifier in CFP15B | 56 |
| | PMEG060T060CLPE | 60 V, 2x3A dual common cathode low leakage current Trench MEGA Schottky barrier rectifier in CFP15B | 56 |
| | PMEG060T080CLPE | 60 V, 2x4A dual common cathode low leakage current Trench MEGA Schottky barrier rectifier in CFP15B | 56 |
| | PMEG060T100CLPE | 60 V, 2x5A dual common cathode low leakage current Trench MEGA Schottky barrier rectifier in CFP15B | 56 |

ESD protection, TVS, filtering and signal conditioning

| Category | Device | Description | Page |
|--|----------------------|--|------|
| ESD Protection | PESD2V8R1BSF | ESD protection for USB4 SuperSpeed data lines | 67 |
| | PESD5V0H1BSN | ESD protection for USB3 and HDMI2 data lines in DSN0402 package | 67 |
| | PESD5V5V1BCSN | Super small 5V ESD protection in DSN0402 package | 70 |
| | PESD24VV2BT | High VRWM Bidirectional ESD protection | 72 |
| | PESD27VV2BT | High VRWM Bidirectional ESD protection | 72 |
| | PESD24VV1BA | High VRWM Bidirectional ESD protection | 70 |
| | PESD27VV1BA | High VRWM Bidirectional ESD protection | 70 |
| | PESD12VA-SF | ESD protection for 12V interface lines | 70 |
| | PESD3V3L4BHC | 4 fold ESD protection array with lower trigger voltage | 72 |
| | PESD32VL1BA | Bidirectional single line ESD protection with 32V working voltage in SOD323 package | 70 |
| | PESD36VL1BA | Bidirectional single line ESD protection with 36V working voltage in SOD323 package | 70 |
| | PUSB3BB2DF | 2-line ESD Protection in DFN0603-3 package with extremely low clamping & low capacitance | 68 |
| Transient Voltage Surge Suppressor (TVS) | PTVS3V3Z1BSC | Surge protection for 3.3V supply, battery, audio lines | 74 |
| | PTVS5V0Z1BSC | Surge protection 5V for supply, battery, audio lines | 74 |

MOSFETs

| Category | Device | Description | Page |
|---------------------|--|---|------|
| Automotive MOSFETs | BUK7S0R7-40H | N-channel 40 V, 0.7 mΩ standard level Q101 qualified MOSFET in LFPAK88 | 79 |
| | BUK7S0R9-40H | N-channel 40 V, 0.9 mΩ standard level Q101 qualified MOSFET in LFPAK88 | 79 |
| | BUK7S1R0-40H | N-channel 40 V, 1.0 mΩ standard level Q101 qualified MOSFET in LFPAK88 | 79 |
| | BUK7S1R5-40H | N-channel 40 V, 1.5 mΩ, standard level Q101 qualified MOSFET in LFPAK88 | 79 |
| | BUK7M3R3-40H | N-channel 40 V, 3.3 mΩ standard level Q101 qualified MOSFET in LFPAK33 | 80 |
| | BUK9M3R3-40H | N-channel 40 V, 3.3 mΩ logic level Q101 qualified MOSFET in LFPAK33 | 80 |
| | BUK7M4R3-40H | N-channel 40 V, 4.3 mΩ standard level Q101 qualified MOSFET in LFPAK33 | 80 |
| | BUK9M4R3-40H | N-channel 40 V, 4.3 mΩ logic level Q101 qualified MOSFET in LFPAK33 | 80 |
| | BUK7M5R0-40H | N-channel 40 V, 5.0 mΩ standard level Q101 qualified MOSFET in LFPAK33 | 80 |
| | BUK9M5R0-40H | N-channel 40 V, 5.0 mΩ logic level Q101 qualified MOSFET in LFPAK33 | 80 |
| | BUK7M6R0-40H | N-channel 40 V, 6.0 mΩ standard level Q101 qualified MOSFET in LFPAK33 | 80 |
| | BUK9M6R0-40H | N-channel 40 V, 6.0 mΩ logic level Q101 qualified MOSFET in LFPAK33 | 80 |
| | BUK7M6R7-40H | N-channel 40 V, 6.7 mΩ standard level Q101 qualified MOSFET in LFPAK33 | 80 |
| | BUK9M6R7-40H | N-channel 40 V, 6.7 mΩ logic level Q101 qualified MOSFET in LFPAK33 | 80 |
| | BUK7M8R5-40H | N-channel 40 V, 8.5 mΩ standard level Q101 qualified MOSFET in LFPAK33 | 80 |
| | BUK9M8R5-40H | N-channel 40 V, 8.5 mΩ logic level Q101 qualified MOSFET in LFPAK33 | 80 |
| | BUK7M9R5-40H | N-channel 40 V, 9.5 mΩ standard level Q101 qualified MOSFET in LFPAK33 | 80 |
| | BUK9M9R5-40H | N-channel 40 V, 9.5 mΩ logic level Q101 qualified MOSFET in LFPAK33 | 80 |
| | BUK7M11-40H | N-channel 40 V, 11.0 mΩ standard level Q101 qualified MOSFET in LFPAK33 | 80 |
| | BUK9M11-40H | N-channel 40 V, 11.0 mΩ logic level Q101 qualified MOSFET in LFPAK33 | 80 |
| | BUK7M15-40H | N-channel 40 V, 15.0 mΩ standard level Q101 qualified MOSFET in LFPAK33 | 80 |
| | BUK9M15-40H | N-channel 40 V, 15.0 mΩ logic level Q101 qualified MOSFET in LFPAK33 | 80 |
| | BUK7M20-40H | N-channel 40 V, 20.0 mΩ standard level Q101 qualified MOSFET in LFPAK33 | 80 |
| | BUK9M20-40H | N-channel 40 V, 20.0 mΩ logic level Q101 qualified MOSFET in LFPAK33 | 80 |
| | BUK6Y19-30P | P-Channel 30 V, 19.0 mΩ intermediate level Q101 qualified MOSFET in LFPAK56 | 85 |
| | BUK6Y14-40P | P-Channel 40 V, 14.5 mΩ intermediate level Q101 qualified MOSFET in LFPAK56 | 85 |
| | BUK6Y33-60P | P-Channel 60 V, 33.0 mΩ intermediate level Q101 qualified MOSFET in LFPAK56 | 85 |
| | BUK6Y61-60P | P-Channel 60 V, 61.0 mΩ intermediate level Q101 qualified MOSFET in LFPAK56 | 85 |
| | PMN48XPA | P-Channel 20 V, 55 mΩ Q101 qualified Small Signal MOSFET in SOT457 | 87 |
| | PMV15SUNEA | N-Channel 20 V, 19 mΩ Q101 qualified Small Signal MOSFET in SOT23 | 87 |
| | PMV65SUNEA | N-Channel 20 V, 73 mΩ Q101 qualified Small Signal MOSFET in SOT23 | 87 |
| | PMV19XNEA | N-Channel 30 V, 24 mΩ Q101 qualified Small Signal MOSFET in SOT23 | 87 |
| | BUK6D22-30E | N-Channel 30 V, 22 mΩ Q101 qualified Small Signal MOSFET in DFN2020MD-6 | 87 |
| | BUK6D38-30E | N-Channel 30 V, 18 mΩ Q101 qualified Small Signal MOSFET in DFN2020MD-6 | 87 |
| BUK6D72-30E | N-Channel 30 V, 72 mΩ Q101 qualified Small Signal MOSFET in DFN2020MD-6 | 87 | |
| BUK6D30-40E | N-Channel 40 V, 23 mΩ Q101 qualified Small Signal MOSFET in DFN2020MD-6 | 87 | |
| BUK6D56-60E | N-Channel 60 V, 56 mΩ Q101 qualified Small Signal MOSFET in DFN2020MD-6 | 87 | |
| BUK6D210-60E | N-Channel 60 V, 210 mΩ Q101 qualified Small Signal MOSFET in DFN2020MD-6 | 87 | |
| Power MOSFETs | PSMNR58-30YLH | N-channel 30 V, 0.67 mΩ, logic level MOSFET in LFPAK56E | 90 |
| | PSMNR51-25YLH | N-channel 25 V, 0.57 mΩ, logic level MOSFET in LFPAK56E | 90 |
| | PSMNR60-25YLH | N-channel 25 V, 0.7 mΩ, logic level MOSFET in LFPAK56 | 90 |
| | PSMNR70-30YLH | N-channel 30 V, 0.82 mΩ, logic level MOSFET in LFPAK56 | 91 |

MOSFETs

| Category | Device | Description | Page |
|----------------------|-----------------------|---|------|
| Power MOSFETs | PSMN1R5-25MLH | N-channel 25 V, 1.81 mΩ, logic level MOSFET in LFPK33 | 92 |
| | PSMN1R6-30MLH | N-channel 30 V, 1.9 mΩ, 160 A logic level MOSFET in LFPK33 | 92 |
| | PSMN1R8-30MLH | N-channel 30 V, 2.1 mΩ, 150 A logic level MOSFET in LFPK33 | 92 |
| | PSMNR70-40SSH | N-channel 40 V, 0.7 mΩ, standard level MOSFET in LFPK88 | 92 |
| | PSMNR90-40SSH | N-channel 40 V, 0.9 mΩ, standard level MOSFET in LFPK88 | 92 |
| | PSMN1R0-40SSH | N-channel 40 V, 1 mΩ, standard level MOSFET in LFPK88 | 92 |
| | PSMNR90-40YLH | N-channel 40 V, 0.94 mΩ, logic level MOSFET in LFPK56E | 93 |
| | PSMN1R0-40YSH | N-channel 40 V, 1 mΩ, standard level MOSFET in LFPK56E | 93 |
| | PSMN1R5-40YSD | N-channel 40 V, 1.5 mΩ, standard level MOSFET in LFPK56 | 93 |
| | PSMN1R7-40YLD | N-channel 40 V, 1.8 mΩ, logic level MOSFET in LFPK56 | 93 |
| | PSMN1R9-40YSD | N-channel 40 V, 1.9 mΩ, standard level MOSFET in LFPK56 | 93 |
| | PSMN2R0-40YLD | N-channel 40 V, 2.1 mΩ, logic level MOSFET in LFPK56 | 93 |
| | PSMN2R2-40YSD | N-channel 40 V, 2.2 mΩ, standard level MOSFET in LFPK56 | 93 |
| | PSMN2R5-40YLD | N-channel 40 V, 2.6 mΩ, logic level MOSFET in LFPK56 | 93 |
| | PSMN2R8-40YSD | N-channel 40 V, 2.8 mΩ, standard level MOSFET in LFPK56 | 93 |
| | PSMN3R2-40YLD | N-channel 40 V, 3.3 mΩ, logic level MOSFET in LFPK56 | 93 |
| | PSMN3R5-40YSD | N-channel 40 V, 3.5 mΩ, standard level MOSFET in LFPK56 | 93 |
| | PSMN6R7-40MSD | N-channel 40 V, 6.7 mΩ standard level MOSFET in LFPK33 | 93 |
| | PSMN011-100YSF | N-channel 100 V, 10.9 mΩ, standard level MOSFET in LFPK56 | 96 |
| Small-signal MOSFETs | PMH600UNE | N-channel 20 V, 620 mΩ, Small signal MOSFET in DFN0606-3 | 98 |
| | PMH550UNE | N-channel 30 V, 670 mΩ, Small signal MOSFET in DFN0606-3 | 98 |
| | NX7002BKH | N-channel 60 V, 2800 mΩ, Small signal MOSFET in DFN0606-3 | 98 |
| | PMH950UPE | P-channel 20 V, 1400 mΩ, Small signal MOSFET in DFN0606-3 | 98 |
| | PMH1200UPE | P-channel 20 V, 1600 mΩ, Small signal MOSFET in DFN0606-3 | 98 |
| | PMPB8XN | N-channel 20 V, 12 mΩ, Small signal MOSFET in DFN2020MD-6 | 100 |
| | PMPB10EN | N-channel 30 V, 12 mΩ, small signal MOSFET in DFN2020MD-6 | 100 |
| | PMPB13UP | P-channel 12 V, 16 mΩ, small signal MOSFET in DFN2020MD-6 | 100 |
| | PMPB15XP | P-channel 12 V, 19 mΩ small signal MOSFET in DFN2020MD-6 | 100 |
| | PMPB27EP | P-channel 30 V, 29 mΩ small signal MOSFET in DFN2020MD-6 | 100 |
| | PMPB16EP | P-channel 30 V, 20 mΩ small signal MOSFET in DFN2020MD-6 | 100 |
| | PMCM950ENE | N-channel 60 V, 41 mΩ small signal MOSFET in WLCSP9 | 101 |
| | PMV15UNEA | N-Channel 20 V, 19 mΩ Q101 qualified small signal MOSFET in SOT23 | 103 |
| | PMN20ENA | N-Channel 40 V, 23 mΩ Small Signal MOSFET in SOT457 | 103 |
| | PMN30ENEA | N-channel 40 V, 30 mΩ Q101 Small signal MOSFET in SOT457 | 103 |
| | PMN40ENA | N-channel 60 V, 43 mΩ Q101 small signal MOSFET in SOT457 | 103 |
| | PMV30ENEA | N-channel 40 V, 30 mΩ Q101 Small signal MOSFET in SOT23 | 103 |
| | PMV74EPE | P-channel 30 V, 90 mΩ small signal MOSFET in SOT23 | 105 |

Analog & logic ICs

| Category | Device | Description | Page |
|-------------------------------|-----------------------------|---|------|
| Automotive analog & logic ICs | 74AHC244DGV-Q100 | Octal buffer/line driver (3-state) in SOT 408 package | 113 |
| | 74ALVC541DGV-Q100 | Octal buffer/line driver (3-state) in SOT408 package | 113 |
| | 74LVC16244ADGV-Q100 | 16-bit buffer/line driver (3-state) in SOT408 package | 114 |
| | 74LVCH16244ADGV-Q100 | 16-bit buffer/line driver with bus hold (3-state) in SOT408 package | 114 |
| | 74CB3Q3257PW-Q100 | 4-bit 1-of-2 mux/demux with charge pump in SOT403 package | 116 |
| | 74AUP2G00DC-Q100 | Dual 2-input NAND gate in SOT765 package | 120 |
| | 74LVC16373ADGV-Q100 | 16-bit D-type transparent latch (3-state) in SOT480 package | 121 |
| | 74LVCH16373ADGV-Q100 | 16-bit D-type transparent latch with bushold (3-state) in SOT480 package | 121 |
| | 74AVC4T245GU-Q100 | Automotive MOSFETs | 122 |
| | LSF0108PW-Q100 | 8-bit bidirectional level translator; open-drain; push-pull in SOT360 package | 122 |
| | LSF0108BQ-Q100 | 8-bit bidirectional level translator; open-drain; push-pull in SOT764 package | 122 |
| | NXB0104GU-Q100 | Dual supply translator; auto direction sensing (3-state) in SOT1161 package | 122 |
| | NXS0104GU-Q100 | Dual supply translating transceiver; open drain; autosense in SOT1161 package | 122 |
| | 74LVC16245ADGV-Q100 | 16-bit bus transceiver with direction pin; 5 V tolerant (3-state) in SOT480 package | 126 |
| | 74LVCH16245ADGV-Q100 | 16-bit bus transceiver with bus hold with direction pin; 5 V tolerant (3-state) in SOT480 package | 126 |
| | 74LVC2G3157DP-Q100 | Dual 10 Ω single-pole double-throw analog switch in SOT552 package | 127 |
| | 74AHC1G4208GW-Q100 | 08-stage divider and oscillator in SOT353 package | 127 |
| | 74AHC1G4210GW-Q100 | 10-stage divider and oscillator in SOT353 package | 127 |
| | 74AHC1G4212GW-Q100 | 12-stage divider and oscillator in SOT353 package | 127 |
| | 74AHC1G4214GW-Q100 | 14-stage divider and oscillator in SOT353 package | 127 |
| | 74AHC1G4215GW-Q100 | 15-stage divider and oscillator in SOT353 package | 127 |
| | 74AUP1G07GW-Q100 | Buffer; open-drain in SOT353 package | 128 |
| | 74AUP1G125GM-Q100 | Single buffer/line driver (3-state) in SOT886 package | 128 |
| | 74AUP1G125GS-Q100 | Single buffer/line driver (3-state) in SOT1202 package | 128 |
| | 74AUP2G04GM-Q100 | Dual inverter; unbuffered in SOT886 package | 128 |
| | 74LVC1G07GS-Q100 | Single buffer; open-drain in SOT1202 package | 129 |
| | 74LVC1G125GM-Q100 | Single buffer/line driver (3-state) in SOT886 package | 129 |
| | 74LVC2G04GS-Q100 | Dual inverter in SOT1202 package | 129 |
| | 74AUP1G157GM-Q100 | Single 2-input multiplexer in SOT886 package | 130 |
| | 74AUP1G00GW-Q100 | Single 2-input NAND gate in SOT353 package | 131 |
| | 74AUP1G08GM-Q100 | Single 2-input AND gate in SOT886 package | 131 |
| | 74AUP1G09GW-Q100 | Single 2-input AND gate; open-drain in SOT353 package | 131 |
| | 74AUP1G32GM-Q100 | Single 2-input OR gate in SOT886 package | 131 |
| | 74LVC1G08GM-Q100 | Single 2-input AND gate in SOT886 package | 132 |
| | 74LVC1G27GW-Q100 | Single 3-input NOR gate in SOT363 package | 132 |
| | 74LVC1G97GW-Q100 | Configurable gate; Schmitt-trigger in SOT363 package | 132 |
| | 74LVC2G08GS-Q100 | Dual 2-input AND gate in SOT1203 package | 132 |
| | 74AUP1G132GM-Q100 | Single 2-input NAND gate; Schmitt-trigger in SOT353 package | 133 |
| | 74LVC1G14GM-Q100 | Single inverter Schmitt-trigger in SOT886 package | 133 |
| | 74LVC1G17GM-Q100 | Single buffer Schmitt-trigger in SOT886 package | 133 |
| | 74LVC2G14GM-Q100 | Dual inverter Schmitt-trigger in SOT886 package | 133 |
| | 74AUP1T34GM-Q100 | Single dual supply translating buffer in SOT886 package | 134 |

Analog & logic ICs

| Category | Device | Description | Page |
|---|--------------------------|---|----------|
| Automotive analog & logic ICs | 74AVC1T45GS-Q100 | Single dual-supply voltage level translating transceiver (3-state) in SOT1202 package | 134 |
| | 74AVC2T45GT-Q100 | Dual-bit dual-supply voltage level translating transceiver (3-state) in SOT833 package | 134 |
| | 74AVC2T245GU-Q100 | 2-bit dual supply configurable translating transceiver (3-state) in SOT1160 package | 134 |
| | 74LVC1T45GM-Q100 | Single dual-supply voltage level translating transceiver (3-state) in SOT886 package | 134 |
| | 74LVC2T45GT-Q100 | Dual-bit dual-supply voltage level translating transceiver (3-state) in SOT833 package | 134 |
| | 74LVC2T45GS-Q100 | Dual-bit dual-supply voltage level translating transceiver (3-state) in SOT1203 package | 134 |
| Asynchronous interface analog & logic ICs | 74AHCV05A | Hex inverter; Schmitt trigger; open-drain | 136, 142 |
| | 74LV7032A | Quad 2-input OR gate; Schmitt trigger | 144 |
| | 74AXP4T245 | 4-bit dual supply translating transceiver; 3-state | 147 |
| | LSF0108 | 8-bit bidirectional translator; open-drain; push-pull | 148 |
| | NXB0104 | Dual supply translator; auto direction sensing (3-state) | 148 |
| | NXS0104 | Dual supply translating transceiver; open drain; autosense | 148 |
| Synchronous interface analog & logic ICs | 74AHC1G4208 | 08-stage divider and oscillator | 158 |
| | 74AHC1G4215 | 14-stage divider and oscillator | 158 |
| Control analog & logic ICs | 74LV08A | Quad 2-input AND gate | 160 |
| | 74LV00A | Quad 2-input NAND gate | 163 |
| | 74LV02A | Quad 2-input NOR gate | 164 |
| | 74LV32A | Quad 2-input OR gate | 165 |
| | 74LV7032A | Quad 2-input OR gate; Schmitt trigger | 165 |



Bipolar transistors

1

| | |
|---|-----------|
| General purpose bipolar transistors..... | 18 |
| Transistors single NPN..... | 18 |
| Transistors single PNP..... | 18 |
| High performance transistors (superior power dissipation) | 19 |
| Transistors double..... | 19 |
| Switching transistors single..... | 20 |
| Switching transistors double..... | 20 |
| 175oC capable products | 21 |
| Medium power transistors | 21 |
| General Purpose Power Transistors | 22 |
| High voltage transistors..... | 22 |
| PNP LED driver..... | 23 |
| NPN LED driver | 23 |
| Constant current source | 23 |
| Darlington transistors..... | 24 |
| Schmitt triggers..... | 24 |
| Low noise transistors..... | 24 |
| Matched pair transistors | 25 |
| MOSFET driver | 26 |
| Medium frequency transistors..... | 26 |
| Low V_{CEsat} transistors..... | 27 |
| Low V_{CEsat} transistors single NPN up to 2000 mW..... | 27 |
| Low V_{CEsat} transistors single NPN up to 750 mW | 28 |
| Low V_{CEsat} transistors single PNP up to 2000 mW | 29 |
| Low V_{CEsat} transistors single PNP up to 750 mW..... | 30 |
| Low V_{CEsat} transistors double | 31 |
| Low V_{CEsat} transistors load switches | 32 |
| Low V_{CEsat} high voltage transistors | 33 |
| Low V_{CEsat} RETs | 33 |
| Low V_{CEsat} transistors PNP - N-channel MOSFET combination..... | 34 |
| Low V_{CEsat} power transistors single (175oC capable) | 34 |
| Resistor equipped transistors (RETs) | 35 |
| Low V_{CEsat} power transistors double (175oC capable) | 35 |
| RETs 100 mA single | 35 |
| RETs 100 mA single - part 2..... | 36 |
| RETs 100 mA double..... | 36 |
| RETs 500 mA single / double..... | 37 |
| 3-terminal adjustable shunt regulators..... | 37 |
| 3-terminal adjustable shunt regulators | 37 |

General purpose bipolar transistors

Transistors single NPN

Types in **bold** represent new products

| Package | | | | | | Automotive-qualified | | | | | | |
|-----------------------|---------------------|-------------------------|---------------------|--------------------------|-------------------------------------|-----------------------------|----------------------|----------------------|----------------------|-----------------------------------|-----------------------------------|----------------------|
| | | | | | | SOT23 | SOT323 (SC-70) | DFN1010D-3 (SOT1215) | DFN1006-3 (SOT883) | DFN1006B-3 (SOT883B) | DFN1110D-3 (SOT8015) | DFN1412D-3 (SOT8009) |
| Size (mm) | | | | | | 2.9 x 1.3 x 1.0 | 2.0 x 1.25 x 0.95 | 1.1 x 1.0 x 0.37 | 1.0 x 0.6 x 0.48 | 1.0 x 0.6 x 0.37 | 1.1 x 1.0 x 0.47 | 1.4 x 1.2 x 0.47 |
| P _{tot} (mW) | | | | | | 250 | 200 | 750 | 250 | 250 | 280 | 325 |
| V _{CE0} (V) | I _C (mA) | h _{FE} min/typ | h _{FE} max | f _T min (MHz) | | | | | | | | |
| 25 | 100 | 450 | 1200 | 100 | | PMST5089 | | | | | | |
| 30 | 100 | 110 - 200 | 450 - 800 | 100 | BC848B | BC848W | | | | | | |
| | | 350 | 900 | 100 | | PMST5088 | | | | | | |
| 32 | 100 | 110 - 420 | 220 - 800 | 100 | BCW31 / 32 / 33 | | | | | | | |
| | | 180 - 380 | 310 - 630 | 250 | BCW60B / C / D | | | | | | | |
| 45 | 100 | 110 - 420 | 220 - 800 | 100 | BC847 / A / B / C | BC847W / AW / BW / CW | BC847AQA / BQA / CQA | BC847AM / BM / CM | BC847AMB / BMB / CMB | BC847AQB / BQB / CQB | BC847AQC / BQC / CQC | |
| | | 120 - 380 | 220 - 630 | 100 | BCX70G / H / J / K | | | | | | | |
| | | 110 - 200 | 220 - 450 | 100 | BCW71 / 72 | | | | | | | |
| | | 500 | 1250 | 100 | PMBT6429 | PMST6429 | | | | | | |
| 50 | 100 | 210 - 290 | 340 - 460 | 100 - 150 | 2PD601ART 2PD601ARL 2PD601ASL | 2PD601ARW / SW | | | | | | |
| | | 250 | 650 | 100 | PMBT6428 | PMST6428 | | | | | | |
| 60 | 100 | 110 - 200 | 220 - 450 | 100 | BCV71 / 72 | | | | | | | |
| 65 | 100 | 110 - 200 | 220 - 450 | 100 | BC846 / A / B | BC846W / AW / BW | | BC846BM | BC846BMB | | | |
| 50 | 150 | 120 - 200 | 240 - 400 | 80 | NXP3875Y / G | | | | | | | |
| | 150 | 120 - 270 | 270 - 560 | 100 | | 2PC4081Q / R / S | | 2PC4617QM / RM | 2PC4617QMB / RMB | | | |
| | 200 | 210 | 340 | 100 | 2PD601BRL | | | | | | | |
| 45 | 500 | 100 - 250 | 250 - 600 | 100 | BC817 / -16 / -25 / -40 | BC817W / -16W / -25W / -40W | BC817-25QA / -40QA | | | BC817-16QB / -25QB / -40QB | BC817-16QC / -25QC / -40QC | |
| | | 100 | 600 | 100 | BCX19 | | | | | | | |
| 50 | 500 | 85 - 170 | 170 - 340 | 140 - 180 | 2PD602AQL 2PD602ARL 2PD602ASL | 2PD1820AR / S | | | | | | |
| 60 | 500 | 50 | - | 100 | | PMSTA05 | | | | | | |
| 80 | 500 | 100 | - | 50 | PMBTA06 | PMSTA06 | | | | | | |
| 80 | 500 | 100 - 160 | 250 - 400 | 100 | BC816-16 / -25 | BC816-16W / -25W | | | | | | |
| 45 | 800 | 100 - 250 | 250 - 600 | 100 | BCW66F / G / H | | | | | | | |
| 30 | 100 | 125 - 220 | 500 - 800 | 100 | BC858B | BC858W | | | | | | |

Transistors single PNP

Types in **bold** represent new products

| Package | | | | | | Automotive-qualified | | | | | | |
|-----------------------|---------------------|-------------------------|---------------------|--------------------------|-------------------------------------|-----------------------------|----------------------|----------------------|------------------------|-----------------------------------|-----------------------------------|----------------------|
| | | | | | | SOT23 | SOT323 (SC-70) | DFN1010D-3 (SOT1215) | DFN1006-3 (SOT883) | DFN1006B-3 (SOT883B) | DFN1110D-3 (SOT8015) | DFN1412D-3 (SOT8009) |
| Size (mm) | | | | | | 2.9 x 1.3 x 1.0 | 2.0 x 1.25 x 0.95 | 1.1 x 1.0 x 0.37 | 1.0 x 0.6 x 0.48 | 1.0 x 0.6 x 0.37 | 1.1 x 1.0 x 0.47 | 1.4 x 1.2 x 0.47 |
| P _{tot} (mW) | | | | | | 250 | 200 | 750 | 250 | 250 | 280 | 325 |
| V _{CE0} (V) | I _C (mA) | h _{FE} min/typ | h _{FE} max | f _T min (MHz) | | | | | | | | |
| 32 | 100 | 120 - 215 | 260 - 500 | 100 | BCW29 / 30 | | | | | | | |
| | | 180 - 380 | 310 - 630 | 100 | BCW61B / C / D | | | | | | | |
| 45 | 100 | 210 - 290 | 340 - 460 | 70 - 80 | 2PB709ART 2PB709ARL 2PB709ASL | 2PB709ARW / SW | | | | | | |
| | | 180 - 380 | 310 - 630 | 100 | BCX71H / J / K | | | | | | | |
| | | 120 - 215 | 260 - 500 | 100 | BCW69 / 70 | | | | | | | |
| | | 125 - 420 | 250 - 800 | 100 | BC857 / A / B / C | BC857W / AW / BW / CW | BC857AQA / BQA / CQA | BC857AM / BM / CM | BC857AMB / BMB / CMB | BC857AQB / BQB / CQB | BC857AQC / BQC / CQC | |
| 60 | 100 | 120 | 260 | 150 | BCW89 | | | | | | | |
| 65 | 100 | 125 - 200 | 250 - 475 | 100 | BC856 / A / B | BC856W / AW / BW | | BC856BM | BC856BMB | | | |
| 100 | 100 | 30 | - | 50 | BSS63 | | | | | | | |
| 50 | 150 | 120 - 270 | 270 - 560 | 100 | | 2PA1576Q / R / S | | 2PA1774QM / RM / SM | 2PA1774QMB / RMB / SMB | | | |
| | 200 | 210 | 340 | 100 | 2PB709BRL | | | | | | | |
| | | 290 | 460 | 100 | 2PB709BSL | | | | | | | |
| 25 | 500 | 100 | 600 | 80 | BCX18 | | | | | | | |
| 45 | 500 | 100 - 250 | 250 - 600 | 80 | BC807 / -16 / -25 / -40 | BC807W / -16W / -25W / -40W | BC807-25QA / -40QA | | | BC807-16QB / -25QB / -40QB | BC817-16QC / -25QC / -40QC | |
| | | 100 | 600 | 80 | BCX17 | | | | | | | |

Transistors single PNP

Types in **bold** represent new products

| Package | | | | | | Automotive-qualified | | | | | | |
|-----------------------|---------------------|-------------------------|---------------------|--------------------------|------------------------|----------------------|-------------------------|----------------------|--------------------|----------------------|----------------------|----------------------|
| | | | | | | SOT23 | SOT323 (SC-70) | DFN1010D-3 (SOT1215) | DFN1006-3 (SOT883) | DFN1006B-3 (SOT883B) | DFN1110D-3 (SOT8015) | DFN1412D-3 (SOT8009) |
| Size (mm) | | | | | | 2.9 x 1.3 x 1.0 | 2.0 x 1.25 x 0.95 | 1.1 x 1.0 x 0.37 | 1.0 x 0.6 x 0.48 | 1.0 x 0.6 x 0.37 | 1.1 x 1.0 x 0.47 | 1.4 x 1.2 x 0.47 |
| P _{tot} (mW) | | | | | | 250 | 200 | 750 | 250 | 250 | 280 | 325 |
| V _{CEO} (V) | I _C (mA) | h _{FE} min/typ | h _{FE} max | f _T min (MHz) | | | | | | | | |
| 50 | 500 | 85 - 170 | 170 - 340 | 100 - 140 | 2PB710ARL 2PB710ASL | 2PB1219AQ / R / S | | | | | | |
| 60 | 500 | 100 | - | 50 | | | PMSTA55 | | | | | |
| 80 | 500 | 100 | - | 50 | PMBTA06 | | PMSTA06 | | | | | |
| 80 | 500 | 100 - 160 | 250 - 400 | 80 | BC806-16 / -25 | | BC806-16W / -25W | | | | | |
| 45 | 800 | 100-250 | 250-600 | 80 | BCW68F/G/H | | | | | | | |

High performance transistors (superior power dissipation)

| Package | | | | | | | Automotive-qualified |
|-----------------------|----------------------|----------------------|---------------------|---------------------|---------------------|--------------------------|----------------------|
| | | | | | | | SOT23 |
| Size (mm) | | | | | | | 2.9 x 1.3 x 1.0 |
| P _{tot} (mW) | | | | | | | 775 |
| Polarity | V _{CEO} (V) | V _{ebo} (V) | I _C (mA) | h _{FE} min | h _{FE} max | f _T min (MHz) | |
| NPN | 45 | 5 | 0.5 | 100 | 250 | 100 | BC817K-16 |
| | | | | 160 | 400 | 100 | BC817K-25 |
| | | | | 250 | 600 | 100 | BC817K-40 |
| PNP | 45 | 5 | 0.5 | 100 | 250 | 80 | BC807K-16 |
| | | | | 160 | 400 | 80 | BC807K-25 |
| | | | | 250 | 600 | 80 | BC807K-40 |

Transistors double

| Package | | | | | | Automotive-qualified | | | |
|-----------------------|----------------------|---------------------|---------------------|---------------------|--------------------------|----------------------|-------------------|---------------------|----------------------|
| | | | | | | SOT457 (SC-74) | SOT363 (SC-88) | DFN1412-6 (SOT1268) | DFN1010B-6 (SOT1216) |
| Size (mm) | | | | | | 2.9 x 1.5 x 1.0 | 2.0 x 1.25 x 0.95 | 1.4 x 1.2 x 0.5 | 1.0 x 1.0 x 0.37 |
| P _{tot} (mW) | | | | | | 750 | 300 | 480 | 350 |
| Polarity | V _{CEO} (V) | I _C (mA) | h _{FE} min | h _{FE} max | f _T min (MHz) | | | | |
| NPN | 40 | 100 | 120 | 450 | 100 | | | | |
| | 45 | 100 | 200 | 450 | 100 | BC847DS | BC847BS | BC847RA | BC847QAS |
| | 65 | 100 | 110 | - | 100 | BC846S | | | |
| | | | 200 | 450 | 100 | BC846DS | BC846BS | | |
| | 50 | 150 | 120 | 560 | 100 | PUMX2 | | | |
| 45 | 500 | 160 | 400 | 80 | BC817DS | BC817RA | | | |
| PNP | 40 | 100 | 120 | 450 | 100 | PIMT1 | PUMT1 | | |
| | 45 | 100 | 200 | 450 | 100 | BC857BS | | | |
| | 65 | 100 | 110 | - | 100 | BC856S | | | |
| | | | 200 | 450 | 100 | BC856BS | | | |
| | 45 | 500 | 160 | 400 | 80 | BC807DS | BC807RA | | |
| NPN / PNP | 40 | 100 | 120 | 450 | 100 | PUMZ1 | | | |
| | 45 | 100 | 200 | 450 | 100 | BC847BPN | | BC847RAPN | BC847QAPN |
| | 50 | 100 | 120 | 560 | 100 | PIMZ2 | | | |
| | 65 | 100 | 200 | 450 | 100 | BC846BPN | | | |
| | 45 | 500 | 160 | 160 | 100 / 800 | BC817DPN | BC817RAPN | | |

General purpose bipolar transistors

Switching transistors single

| Package | | | | | | | SOT223 (SC-73) | SOT89 (SC-62) | SOT23 | SOT323 (SC-70) | DFN1006-3 (SOT883) | DFN1006B-3 (SOT883B) | DFN1010D-3 (SOT1215) | |
|-----------------------|----------------------|---------------------|---------------------|---------------------|--------------------------|-----------------------|------------------|-----------------|-----------------|-------------------|--------------------|----------------------|----------------------|-------------|
| Size (mm) | | | | | | | 6.5 x 3.5 x 1.65 | 4.5 x 2.5 x 1.5 | 2.9 x 1.3 x 1.0 | 2.0 x 1.25 x 0.95 | 1.0 x 0.6 x 0.48 | 1.0 x 0.6 x 0.37 | 1.1 x 1.0 x 0.37 | |
| P _{tot} (mW) | | | | | | | 1700 | 1300 | 250 | 200 | 250 | 250 | 750 | |
| Polarity | V _{CEO} (V) | I _C (mA) | h _{FE} min | h _{FE} max | f _T min (MHz) | t _{off} (ns) | | | | | | | | |
| NPN | 40 | 200 | 100 | 300 | 180 | 1200 | | | PMBS3904 | PMSS3904 | | | | |
| | 15 | 600 | 40 | 120 | 500 | 20 | | | PMBT2369 | PMST2369 | | | | |
| | 40 | 200 | 100 | 300 | 300 | 250 | | | MMBT3904 | | | | | |
| | 30 | 600 | 100 | 300 | 250 | 250 | | | PMBT3904 | PMST3904 | PMBT3904M | PMBT3904MB | PMBT3904QA | |
| | 40 | 600 | 100 | 300 | 250 | 250 | PZT4401 | PXT4401 | PMBT4401 | PMST4401 | | | | |
| | 40 | 600 | 100 | 300 | 300 | 250 | | | MMBT2222A | | | | | |
| | | | | | | | PZT2222A | PXT2222A | PMBT2222A | PMST2222A | PMBT2222AM | PMBT2222AMB | PMBT2222AQA | |
| PNP | 40 | 800 | 100 | 300 | 300 | 250 | | | BSR14 | | | | | |
| | 40 | 100 | 100 | 300 | 150 | 700 | | | PMBS3906 | PMSS3906 | | | | |
| | 40 | 200 | 100 | 300 | 250 | 300 | | | MMBT3906 | | | | | |
| | 40 | 600 | 100 | 300 | 200 | 350 | PZT4403 | PXT4403 | PMBT4403 | PMST4403 | PMBT3906M | PMBT3906MB | | |
| | | | | | | 365 | | | PMBT2907 | | | | | |
| | | | | | | 300 | | | | PMST2907A | | | | |
| | | | | | | 365 | | | BSR16 | | | | | |
| | | 60 | 600 | 100 | 300 | 200 | 365 | PZT2907A | PXT2907A | PMBT2907A | | PMBT2907AM | PMBT2907AMB | PMBT2907AQA |

Switching transistors double

| Package | | | | | | | SOT363 (SC-88) | SOT457 (SC-74) | DFN1412-6 (SOT1268) |
|-----------------------|----------------------|---------------------|---------------------|---------------------|--------------------------|-----------------------|-------------------|-----------------|---------------------|
| Size (mm) | | | | | | | 2.0 x 1.25 x 0.95 | 2.9 x 1.5 x 1.0 | 1.4 x 1.2 x 0.5 |
| P _{tot} (mW) | | | | | | | 300 | 750 | 480 |
| Polarity | V _{CEO} (V) | I _C (mA) | h _{FE} min | h _{FE} max | f _T min (MHz) | t _{off} (ns) | | | |
| NPN | 40 | 200 | 100 | 300 | 300 | 250 | PMBT3904YS | PMBT3904RA | |
| | 40 | 600 | 100 | 300 | 250 | 250 | PMBT4401YS | | |
| | | | | | 300 | 250 | PMBT2222AYS | | |
| PNP | 40 | 200 | 100 | 300 | 250 | 300 | PMBT3906YS | | |
| | 40 | 600 | 100 | 300 | 200 | 350 | PMBT4403YS | | |
| | 60 | 600 | 100 | 300 | 200 | 365 | PMBT2907AYS | | |
| NPN / PNP | 40 | 200 | 100 | 300 | 300 / 250 | 250 / 300 | PMBT3946YPN | | |
| | | | | | 300 / 200 | 250 / 365 | | NMB2227A | |

175°C capable products

| Package | | | | | | | Automotive-qualified | | |
|-----------------------|----------------------|----------------------|--------------------|---------------------|---------------------|-------------------------|----------------------|-----------------|-----|
| | | | | | | | SOT223 (SC-73) | SOT23 | |
| Size (mm) | | | | | | | 6.5 x 3.5 x 1.65 | 2.9 x 1.3 x 1.0 | |
| P _{tot} (mW) | | | | | | | 1700 | 950 | 675 |
| Polarity | V _{CEO} (V) | V _{EB0} (V) | I _C (A) | h _{FE} min | h _{FE} max | f _T min(MHz) | | | |
| NPN | 45 | | 0.5 | 100 | 250 | 250 | BC817K-16H | | |
| | | | | 160 | 400 | 400 | BC817K-25H | | |
| | | | | 250 | 600 | 600 | BC817K-40H | | |
| | 80 | 7 | 1 | 63 | 250 | 100 | BCP56H | | |
| | | | | | 160 | 100 | BCP56-10H | | |
| | | | | | 100 | 250 | 100 | BCP56-16H | |
| 45 | | 0.5 | 100 | 250 | 80 | BC807-16H | | | |
| | | | 160 | 400 | 80 | BC807-25H | | | |
| | | | 250 | 600 | 80 | BC807-40H | | | |
| PNP | 80 | 7 | 1 | 63 | 250 | 100 | BCP53H | | |
| | | | | | 100 | 100 | BCP53-10H | | |
| | | | | | 100 | 250 | 100 | BCP53-16H | |

Medium power transistors


Types in **bold** represent new products

| Package | | | | | | Automotive-qualified | | | |
|-----------------------------|----------------------|---------------------|---------------------|---------------------|---------------------------------------|---------------------------------------|-----------------------------|--------------------------------|-----------------------------------|
| | | | | | | SOT223 (SC-73) | SOT89 (SC-62) | DFN2020-3 (SOT1061) | DFN2020D-3 (SOT1061D) |
| Size (mm) | | | | | | 6.5 x 3.5 x 1.65 | 4.5 x 2.5 x 1.5 | 2.0 x 2.0 x 0.62 | 2.0 x 2.0 x 0.62 |
| P _{tot} (mW) | | | | | | 1700 | 1300 | 1300 | 1300 |
| Polarity | V _{CEO} (V) | I _C (mA) | h _{FE} min | h _{FE} max | f _T min (MHz) | | | | |
| NPN | 20 | 2 | 85 - 160 | 375 | 40 | BCP68 / -25 | BC868 / -25 | BC68PA / BC68-25PA | BC68PAS / BC68-25PAS |
| | 45 | 1 | 63 - 100 | 160 - 250 | 100 | BCP54 / -10 / -16 | BCX54 / -10 / -16 | BC54PA / BC54-10PA / BC54-16PA | BC54PAS / BC54-10PAS / BC54-16PAS |
| | | | | | | BCP54T / -10T / -16T | BCX54T / -10T / -16T | | |
| | 60 | 1 | 63 - 100 | 160 - 250 | 100 | BCP55 / -10 / -16 | BCX55 / -10 / -16 | BC55PA / BC55-10PA / BC55-16PA | BC55PAS / BC55-10PAS / BC55-16PAS |
| | | | | | | BCP55T / -10T / -16T | BCX55T / -10T / -16T | | |
| | 80 | 1 | 63 - 100 | 160 - 250 | 100 | BCP56 / -10 / -16 | BCX56 / -10 / -16 | BC56PA / BC56-10PA / BC56-16PA | BC56PAS / BC56-10PAS / BC56-16PAS |
| BCP56T / -10T / -16T | | | | | | BCX56T / -10T / -16T | | | |
| | | 40 - 100 | 120 - 300 | 100 | BSP41 | BSR41 | | | |
| PNP | 20 | 2 | 85 - 160 | 250 - 375 | 40 | BCP69 / -16 / -25 | BC869 / -16 / -25 | BC69PA / BC69-16PA / BC69-25PA | BC69PAS / BC69-16PAS / BC69-25PAS |
| | 45 | 1 | 63 - 100 | 160 - 250 | 115 ¹⁾ - 145 ¹⁾ | BCP51 / -10 / -16 | BCX51 / -10 / -16 | BC51PA / BC51-10PA / BC51-16PA | BC51PAS / BC51-10PAS / BC51-16PAS |
| | | | | | | BCP51T / -10T / -16T | BCX51T / -10T / -16T | | |
| | 60 | 1 | 63 - 100 | 160 - 250 | 100 | BCP52 / -10 / -16 | BCX52 / -10 / -16 | BC52PA / BC52-10PA / BC52-16PA | BC52PAS / BC52-10PAS / BC52-16PAS |
| | | | | | | BCP52T / -10T / -16T | BCX52T / -10T / -16T | | |
| | 80 | 1 | 63 - 100 | 160 - 250 | 100 | 115 ¹⁾ - 145 ¹⁾ | BCP53 / -10 / -16 | BCX53 / -10 / -16 | BC53PA / BC53-10PA / BC53-16PA |
| BCP53T / -10T / -16T | | | | | | BCX53T / -10T / -16T | | | |
| | | 40 - 100 | 120 - 300 | 100 | BSP31 | BSR30 / 31 | | | |
| | | 40 - 100 | 120 - 300 | 100 | | BSP32 / 33 | BSR33 | | |

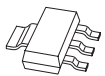




¹⁾ Typical value

General purpose bipolar transistors

General Purpose Power Transistors



| Package | | | | | | | DPAK (SOT428C) |
|-----------------------|--------------------|---------------------|---------------------|------------------------|----------|----------------------|---|
| | | | | | | |  |
| Size (mm) | | | | | | | 6.1 x 6.6 |
| P _{tot} (mW) | | | | | | | 1750 |
| V _{CEO} (V) | I _C (A) | h _{FE} min | h _{FE} max | f _T min MHz | Polarity | Automotive-qualified | |
| 80 | 8 | 60 | - | 160 | NPN | No | MJD44H11 |
| | | | | | PNP | No | MJD45H11 |
| | | | | | NPN | Yes | MJD44H11A |
| | | | | | PNP | Yes | MJD45H11A |
| 100 | 3 | 10 | 50 | 3 | NPN | No | MJD31C |
| | | | | | PNP | No | MJD32C |
| | | | | | NPN | Yes | MJD31CA |
| | | | | | PNP | Yes | MJD32CA |

High voltage transistors



| | | | | | | Automotive-qualified | | | | |
|-----------------------|----------------------|---------------------|---------------------|---------------------|--------------------------|--|--|--|--|--|
| Package | | | | | | SOT223 (SC-73) | SOT89 (SC-62) | SOT457 (SC-74) | SOT23 | SOT323 (SC-70) |
| | | | | | |  |  |  |  |  |
| Size (mm) | | | | | | 6.5 x 3.5 x 1.65 | 4.5 x 2.5 x 1.5 | 2.9 x 1.5 x 1.0 | 2.9 x 1.3 x 1.0 | 2.0 x 1.25 x 0.95 |
| P _{tot} (mW) | | | | | | 1700 | 1300 | 750 | 250 | 200 |
| Polarity | V _{CEO} (V) | I _C (mA) | h _{FE} min | h _{FE} max | f _T min (MHz) | | | | | |
| NPN | 140 | 300 | 60 | 250 | 100 | | | | PMBT5550 | PMST5550 |
| | 160 | 300 | 80 | 250 | 100 | | | | PMBT5551 / BSR19A | PMST5551 |
| | 250 | 100 | 50 | | 60 | BF722 | BF622 | | BF822 | |
| | 300 | 100 | 50 | | 60 | BF720 | BF620 | | BF820 | BF820W |
| | | | 40 | | 50 | PZTA42 | PXTA42 | | PMBTA42 | PMSTA42 |
| | 350 | 100 | 40 | | 70 | BSP19 | BST39 | | | |
| 400 | 300 | 50 | 200 | 20 | PZTA44 | | | PMBTA44 | | |
| PNP | 100 | 100 | 30 | | 50 | | | | BSS63 | |
| | 250 | 100 | 50 | | 60 | BF723 | | | BF823 | |
| | | | 50 | | 60 | | BF623 | | BF823 | |
| | 300 | 100 | 50 | | 60 | | BF621 | | BF821 | |
| 40 | | | | 50 | PZTA92 | PXTA92 | | PMBTA92 | PMSTA92 | |
| 2 x NPN | 300 | 100 | 40 | | 50 | | | PMBTA42DS | | |

For high-voltage transistors with increased performance please refer to our high-voltage low V_{CEsat} transistor portfolio on page 23.


PNP LED driver

| | | | Automotive-qualified | |
|---|---|---|---|---|
| | | | SOT457 | SOT23 |
| Package | | |  |  |
| Size (mm) | | | 2.9 x 1.5 x 1.0 | 2.9 x 1.3 x 1.0 |
| P _{tot} (mW) | | | 750 | 480 |
| Maximum supply voltage V _s max (V) | Typical stabilized output current I _{out} typ (mA) | Maximum stabilized output current I _{out} max (mA) | | |
| 18 | 10 | - | | NCR401T |
| | 20 | - | | NCR402T |
| 40 | 10 | 65 | NCR401U | |
| | 20 | 65 | NCR402U | |
| | 50 | 65 | NCR405U | |

NPN LED driver

| | | | Automotive-qualified | |
|---|---|---|---|---|
| | | | SOT457 | SOT223 |
| Package | | |  |  |
| Size (mm) | | | 2.9 x 1.5 x 1.0 | 6.5 x 3.5 x 1.65 |
| P _{tot} (mW) | | | 750 | 1250 |
| Maximum supply voltage V _s max (V) | Typical stabilized output current I _{out} typ (mA) | Maximum stabilized output current I _{out} max (mA) | | |
| 16 | 10 | 250 | NCR320U | |
| | | | NCR321U | |
| 40 | 10 | 150 | NCR420U | |
| | | | NCR421U | |
| 16 | 10 | 250 | | NCR320Z |
| | | | | NCR321Z |
| 40 | 10 | 150 | | NCR420Z |
| | | | | NCR421Z |

Constant current source

| Automotive-qualified | | | | | |
|-----------------------|---|-------------------------|-----------------------------------|-----------------------------------|-----------------------------------|
| Package | SOT353 (SC-88A) | | | | |
| |  | | | | |
| Size (mm) | 2.0 x 1.25 x 0.95 | | | | |
| P _{tot} (mW) | 335 | | | | |
| Type | PSSI2021SAY | | | | |
| Description | Maximum supply voltage | Maximum supply current | Typical stabilized output current | Minimum stabilized output current | Maximum stabilized output current |
| Parameter | V _s max (V) | I _s max (mA) | I _{out} typ (μA) | I _{out} min (mA) | I _{out} max (mA) |
| Value | 75 | 2.2 | 15 | 0.015 | 50 |

Darlington transistors

| Package | | | | | Automotive-qualified | | | |
|-----------------------|----------------------|---------------------|---------------------|--------------------------|----------------------|-----------------|-----------------|-------|
| | | | | | SOT223 (SC-73) | SOT89 (SC-62) | SOT23 | |
| Size (mm) | | | | | 6.5 x 3.5 x 1.65 | 4.5 x 2.5 x 1.5 | 2.9 x 1.3 x 1.0 | |
| P _{tot} (mW) | | | | | 1700 | 1300 | 250 | |
| Polarity | V _{CEO} (V) | I _C (mA) | h _{FE} min | f _r min (MHz) | | | | |
| NPN | 30 | 500 | 10000 | 125 | | | PMBTA13 | |
| | | | 20000 | | PZTA14 | PXTA14 | PMBTA14 | |
| | 45 | 1000 | 2000 | 200 | | | BCV29 | BCV27 |
| | | | 2000 | | BSP50 | BST50 | | |
| | 60 | 500 | 10000 | 220 | | | BCV49 | BCV47 |
| | | | 2000 | | BSP51 | BST51 | | |
| | 80 | 1000 | 2000 | 200 | | | | |
| | | | 2000 | | BSP52 | BST52 | | |
| PNP | 30 | 500 | 20000 | 125 | | | PMBTA64 | |
| | | | 2000 | | | | BCV28 | BCV26 |
| | 45 | 1000 | 2000 | 200 | | | | |
| | | | 2000 | | BSP60 | BST60 | | |
| | 60 | 500 | 10000 | 220 | | | BCV48 | BCV46 |
| | | | 2000 | | BSP61 | BST61 | | |
| | 80 | 1000 | 2000 | 200 | | | | |
| | | | 2000 | | BSP62 | BST62 | | |









Schmitt triggers

| Package | | | | | | | Automotive-qualified |
|-----------------------|--------------------------|--------------------------|---------------------|---------------------|---------------------|-----------------------------|----------------------|
| | | | | | | | SOT143B |
| Size (mm) | | | | | | | 2.9 x 1.3 x 1.0 |
| P _{tot} (mW) | | | | | | | 250 |
| Polarity | V _{CEO} (V) TR1 | V _{CEO} (V) TR2 | I _C (mA) | h _{FE} min | h _{FE} max | V _{CEsat} typ (mV) | |
| NPN | 30 | 6 | 100 | 110 | 800 | 250 | BCV63 / B |
| PNP | 30 | 6 | 100 | 220 | 475 | 250 | BCV64B |

Low noise transistors










| Package | | | | | | | Automotive-qualified | |
|-----------------------|----------------------|---------------------|-----------------------|---------------------|---------------------|--------------------------|----------------------|-------------------|
| | | | | | | | SOT23 | SOT323 (SC-70) |
| Size (mm) | | | | | | | 2.9 x 1.3 x 1.0 | 2.0 x 1.25 x 0.95 |
| P _{tot} (mW) | | | | | | | 250 | 200 |
| Polarity | V _{CEO} (V) | I _C (mA) | Noise figure max (dB) | h _{FE} min | h _{FE} max | f _r min (MHz) | | |
| NPN | 30 | 100 | 4 | 200 | 450 | 100 | BC849B | BC849BW |
| | | | | 420 | 800 | 100 | BC849C | BC849CW |
| | 45 | 100 | 4 | 200 | 450 | 100 | BC850B | BC850BW |
| | | | | 420 | 800 | 100 | BC850C | BC850CW |
| PNP | 30 | 100 | 4 | 220 | 475 | 100 | BC859B | BC859BW |
| | | | | 420 | 800 | 100 | BC859C | BC859CW |
| | 45 | 100 | 4 | 220 | 475 | 100 | BC860B | BC860BW |
| | | | | 420 | 800 | 100 | BC860C | BC860CW |

Matched pair transistors- part 1

| | | | | | | | Automotive-qualified | | | |
|-----------------------|----------------------|---------------------|---------------------|---------------------|------------------------------------|--|---|--|---|---|
| Package | | | | | | | SOT143B | SOT457 (SC-74) | LFPAK56D (SOT1205) | |
| Size (mm) | | | | | | | 2.9 x 1.3 x 1.0 | 2.9 x 1.5 x 1.0 | 5 x 6 x 1.1 | |
| P _{tot} (mW) | | | | | | | 250 | 750 | 1250 | |
| Polarity | V _{CEO} (V) | I _C (mA) | h _{FE} min | h _{FE} max | h _{FE1} /h _{FE2} | V _{BE1} - V _{BE2} (mV) | | | | |
| NPN | 30 | 100 | 110 | 800 | 0.7 ¹⁾ | n.a. | BCV61/A/B/C | | | |
| | 45 | 100 | 200 | 450 | 0.9 ¹⁾ | 2 | BCM61B | | | |
| | | | | | | | | BCM847DS | | |
| | 80 | 100 | 63 | 250 | 0.95 | n.a. | BCM56DS | | | |
| | 100 | 3000 | 150 | - | 0.95 | n.a. | | PHPT610035NK | | |
| Configuration | | | | | | |  |  |  |  |
| PNP | 30 | 100 | 100 | 800 | 0.7 ¹⁾ | n.a. | BCV62/A/B/C | | | |
| | 45 | 100 | 200 | 450 | 0.9 ¹⁾ | 2 | BCM62B | | | |
| | | | | | | | | BCM857DS | | |
| | 65 | 100 | 200 | 450 | 0.9 | 2 | | BCM856DS | | |
| | 80 | 100 | 63 | 250 | 0.95 | n.a. | | BCM53DS | | |
| 100 | 3000 | 150 | - | 0.9 | n.a. | | PHPT610035PK | | | |
| Configuration | | | | | | |  |  |  |  |

¹⁾ I_{C1} / I_{E2}


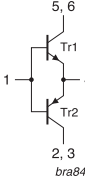

Matched pair transistors - part 2

| | | | | | | | Automotive-qualified | | | | |
|-----------------------|----------------------|---------------------|---------------------|---------------------|------------------------------------|--|---|---|---|---|---|
| Package | | | | | | | SOT353 (SC-88A) | SOT363 (SC-88) | SOT1216 (DFN1010B-6) | | |
| Size (mm) | | | | | | | 2.0 x 1.25 x 0.95 | 2.0 x 1.25 x 0.95 | 1.1 x 1.0 x 0.37 | | |
| P _{tot} (mW) | | | | | | | 300 | 300 | 350 | | |
| Polarity | V _{CEO} (V) | I _C (mA) | h _{FE} min | h _{FE} max | h _{FE1} /h _{FE2} | V _{BE1} - V _{BE2} (mV) | | | | | |
| NPN | 45 | 100 | 200 | 450 | 0.9 ¹⁾ | 2 | | BCM847BS | | | |
| | | | | | 0.95 | 2 | PMP4501G | PMP4501Y | BCM847QAS | PMP4501QAS | |
| | | | | | 0.98 | 2 | PMP4201G | PMP4201Y | | | |
| | 65 | 100 | 200 | 450 | 0.9 | 2 | | BCM846BS | | | |
| | Configuration | | | | | | |  |  |  |  |
| PNP | 45 | 100 | 200 | 450 | 0.9 ¹⁾ | 2 | | BCM857BS | | | |
| | | | | | 0.95 | 2 | PMP5501G | PMP5501Y | BCM857QAS | PMP5501QAS | |
| | | | | | 0.98 | 2 | PMP5201G | PMP5201Y | | | |
| | 65 | 100 | 200 | 450 | 0.9 | 2 | | BCM856BS | | | |
| Configuration | | | | | | |  |  |  |  |  |



¹⁾ I_{C1} / I_{E2}

General purpose bipolar transistors

MOSFET driver

| V_{CE0} (V) | I_C (A) | I_{cm} [A] | Automotive-qualified | | Remark | Configuration |
|---------------|-----------|--------------|----------------------|--|---|---|
| | | | Type | Package | | |
| 30 | 0.1 | 0.2 | BCV65 | SOT143B  | General-purpose transistors |  |
| 40 | 0.6 | 1 | PMD2001D | SOT457  | Switching transistors with reduced storage time | |
| | 1 | 2 | PMD3001D | | Low V_{CEsat} | |

Medium frequency transistors

| | | | | | | Automotive-qualified | |
|----------------|---------------|------------|--------------|--------------|-----------------|---|---|
| | | | | | | SOT23 | SOT323 (SC-70) |
| Package | | | | | |  |  |
| Size (mm) | | | | | | 2.9 x 1.3 x 1.0 | 2.0 x 1.25 x 0.95 |
| P_{tot} (mW) | | | | | | 250 | 200 |
| Polarity | V_{CE0} (V) | I_C (mA) | h_{FE} min | h_{FE} max | f_T typ (MHz) | | |
| NPN | 15 | 100 | 40 | - | 500 | BF570 | |
| | 20 | 25 | | 85 | >275 | BFS20 | BFS20W |
| | | 30 | 65 | 225 | 260 | BFS19 | |
| | 40 | 25 | 67 | 220 | 380 | BF840 | |
| PNP | 30 | 25 | 25 | 50 | 250 | BF824 | BF824W |
| | 40 | | 50 | - | >325 | BF550 | |

Low V_{CEsat} transistors single NPN up to 2000 mW

| Package | | | | | | | Automotive-qualified | | | | |
|----------------|-----------|--------------|------------------|-------------|------------------|--|--------------------------|--------------------------|--------------------------|---------------------------|---------------------|
| | | | | | | | SOT223 (SC-73) | SOT89 (SC-62) | SOT457 (SC-74) | DFN2020D-3 (SOT1061D) | DFN2020-3 (SOT1061) |
| Size (mm) | | | | | | | 6.5 x 3.5 x 1.65 | 4.5 x 2.5 x 1.5 | 2.9 x 1.5 x 1.0 | 2.0 x 2.0 x 0.62 | 2.0 x 2.0 x 0.62 |
| P_{tot} (mW) | | | | | | | 1700 | 1650 | 750 | 1300 | 1300 |
| V_{CE0} (V) | I_C (A) | I_{CM} (A) | h_{FE} min/typ | @ I_C (A) | @ V_{CE} (V) | V_{CEsat} typ (mV); $I_C = 0.5$ A; $I_B = 0.05$ A | | | | | |
| 12 | 5.3 | 10.6 | 300 / 530 | 0.5 | 2 | 18 | | PBSS301NX | | | |
| | 5.8 | 11.6 | 300 / 530 | 0.5 | 2 | 18 | PBSS301NZ | | | | |
| | 6 | 7 | 280 / 440 | 0.5 | 2 | 20 | | | | | PBSS4612PA |
| 20 | 3 | 5 | 220 / 390 | 0.5 | 2 | 40 | | PBSS4320X | | | |
| | 4 | 15 | 300 / 450 | 0.5 | 2 | 30 | | | PBSS301ND | | |
| | 5 | 10 | 300 / 450 | 0.5 | 2 | 35 | | PBSS4520X | | | |
| | 5.3 | 10.6 | 300 / 570 | 0.5 | 2 | 20 | | PBSS302NX | | | |
| | 5.8 | 10.2 | 300 / 570 | 0.5 | 2 | 20 | PBSS302NZ | | | | |
| | 6 | 7 | 280 / 440 | 0.5 | 2 | 20 | | | | | PBSS4620PA |
| | 7 | 15 | 300 / 550 | 0.5 | 2 | 12 | | PBSS4021NX | | | |
| | 8 | 20 | 300 / 550 | 0.5 | 2 | 9 | PBSS4021NZ | | | | |
| 30 | 3 | 5 | 300 / 490 | 0.5 | 2 | 45 | | PBSS4330X | | | |
| | 3 | 5 | 300 / 465 | 0.5 | 2 | 40 | | | | PBSS4330PAS ²⁾ | PBSS4330PA |
| | 3.5 | 6 | 300 / 500 | 0.5 | 2 | 70 | | | PBSS4032ND ³⁾ | | |
| | 4.7 | 10 | 300 / 500 | 0.5 | 2 | 57 | | PBSS4032NX ³⁾ | | | |
| | 5.1 | 10.2 | 300 / 480 | 0.5 | 2 | 20 | | PBSS303NX | | | |
| | 5.4 | 10 | 300 / 500 | 0.5 | 2 | 57 | PBSS4032NZ ³⁾ | | | | |
| | 5.5 | 11 | 300 / 480 | 0.5 | 2 | 20 | PBSS303NZ | | | | |
| 40 | 6 | 7 | 280 / 450 | 0.5 | 2 | 21 | | | | | PBSS4630PA |
| | 2 | 3 | 300 / - | 0.5 | 5 | 140 | | PBSS4240X | | | |
| | 4 | 15 | 300 / 520 | 0.5 | 2 | 35 | | | PBSS302ND | | |
| | | 10 | 300 / 500 | 0.5 | 2 | 21 | | PBSS4540X | | | |
| 5 | 10 | 300 / 500 | 0.5 | 2 | 25 | PBSS4540Z | | | | | |
| 50 | 2 | 5 | 300 / - | 0.5 | 2 | 90 ²⁾ | | PBSS4250X | | | |
| | 3 | 5 | 200 / 280 | 0.5 | 2 | 65 | | | PBSS4350D | | |
| | | | 300 / 460 | 0.5 | 2 | 50 | | PBSS4350X | | | |
| 200 / 280 | | | 0.5 | 2 | 60 ¹⁾ | PBSS4350Z | | | | | |
| 60 | 1 | 2 | 170 / - | 0.5 | 10 | 200 ²⁾ | | PBSS4160X | | | |
| | 3 | 6 | 200 / 360 | 0.5 | 5 | 45 | | | | PBSS4360PAS ²⁾ | |
| | | | 200 / - | 0.5 | 5 | 45 | PBSS4360Z | PBSS4360X | | | |
| | | | 345 / 570 | 0.5 | 2 | 40 | | | PBSS303ND | | |
| | 4.7 | 9.4 | 300 / 520 | 0.5 | 2 | 25 | | PBSS304NX | | | |
| | 5.2 | 10.4 | 300 / 520 | 0.5 | 2 | 25 | PBSS304NZ | | | | |
| | 6 | 7 | 280 / 440 | 0.5 | 2 | 22 | | | | | PBSS4560PA |
| 6.2 | 15 | 300 / 500 | 0.5 | 2 | 17 | | PBSS4041NX | | | | |
| 80 | 7 | 15 | 300 / 500 | 0.5 | 2 | 13 | PBSS4041NZ | | | | |
| | 3 | 6 | 240 / 360 | 0.5 | 2 | 40 | | | PBSS304ND | | |
| | 4 | 10 | 250 / 400 | 0.5 | 2 | 25 | | PBSS4480X | | | |
| | 4.6 | 9.2 | 300 / 470 | 0.5 | 2 | 25 | | PBSS305NX | | | |
| | 5.1 | 10.2 | 300 / 470 | 0.5 | 2 | 25 | PBSS305NZ | | | | |
| 100 | 1 | 3 | 150 / 290 | 0.25 | 10 | 75 | | | PBSS8110D | | |
| | | | 150 / 290 | 0.25 | 10 | 73 | | PBSS8110X | | | |
| | | | 150 / 290 | 0.25 | 10 | 73 | PBSS8110Z | | | | |
| | 3 | 4 | 170 / 275 | 0.5 | 2 | 45 | | | PBSS305ND | | |
| | 4.5 | 9 | 200 / 330 | 0.5 | 2 | 27 | | PBSS306NX | | | |
| | 5.1 | 10.2 | 200 / 330 | 0.5 | 2 | 27 | PBSS306NZ | | | | |
| | 5.2 | 6 | 180 / 285 | 0.5 | 2 | 30 | | | | | PBSS8510PA |

¹⁾ $I_C / I_B = 20$ ²⁾ V_{CEsat} (max) ³⁾ Optimized for high-speed switching

²⁾ 175°C capable

Low VCEsat transistors single NPN up to 750 mW

Types in **bold** represent new products

| Package | | | | | | | Automotive-qualified | | | | | |
|-----------------------|--------------------|---------------------|-------------------------|----------------------|-----------------------|--|--------------------------|-------------------|-------------------|--------------------|----------------------|----------------------|
| | | | | | | | SOT23 | SOT323 (SC-70) | SOT363 (SC-88) | DFN1006-3 (SOT883) | DFN1006B-3 (SOT883B) | DFN1010D-3 (SOT1215) |
| Size (mm) | | | | | | | 2.9 x 1.3 x 1.0 | 2.0 x 1.25 x 0.95 | 2.0 x 1.25 x 0.95 | 1.0 x 0.6 x 0.48 | 1.0 x 0.6 x 0.37 | 1.1 x 1.0 x 0.37 |
| P _{tot} (mW) | | | | | | | 480 | 350 | 430 | 250 | 250 | 750 |
| V _{CEO} (V) | I _C (A) | I _{CM} (A) | h _{FE} min/typ | @ I _C (A) | @ V _{CE} (V) | V _{CEsat} typ (mV); I _C = 0.5 A; I _B = 0.05 A | | | | | | |
| 15 | 0.5 | 1 | 200 / 325 | 0.01 | 2 | - | | | PBSS2515M | PBSS2515MB | | |
| 20 | 1 | 3 | 350 / 470 | 0.1 | 2 | 110 ²⁾ | PBSS4120T | | | | | |
| | 2 | 5 | 220 / 330 | 0.1 | 2 | 45 | PBSS4320T | | | | | |
| | 4.3 | 8 | 300 / 550 | 0.5 | 2 | 21 | PBSS4021NT | | | | | |
| 30 | 1 | 1.5 | 230 / 380 | 0.5 | 2 | 90 | | | | | PBSS4130QA | |
| | | 3 | 300 / 450 | 0.5 | 2 | 120 ²⁾ | PBSS4130T | | | | | |
| | 2 | 3 | 300 / 450 | 0.5 | 2 | 70 | PBSS4230T | | | | | |
| | | | 230 / 380 | 0.5 | 2 | 75 | | | | | PBSS4230QA | |
| | 2.6 | 5 | 300 / 500 | 0.5 | 2 | 80 | PBSS4032NT ³⁾ | | | | | |
| 40 | 0.5 | 1 | 200 / 550 | 0.01 | 2 | 200 ²⁾ | | | PBSS2540M | PBSS2540MB | | |
| | | | 300 / 440 | 0.5 | 5 | 130 | | PBSS4140U | | | | |
| | | | 300 / 510 | 0.5 | 5 | 120 | PMMT491A | | | | | |
| | 2 | 3 | 300 / 420 | 0.5 | 5 | 130 | PBSS4140T | | | | | |
| | | | 350 / 470 | 0.1 | 2 | 70 | | PBSS4240Y | | | | |
| 300 / 450 | 0.5 | 2 | 70 | PBSS4240T | | | | | | | | |
| 50 | 2 | 5 | 300 / 495 | 0.5 | 2 | 60 | PBSS4350T | | | | | |
| 60 | 1 | 1.5 | 150 / 240 | 0.5 | 2 | 90 | | | | | PBSS4160QA | |
| | | | 200 / 420 | 0.5 | 5 | 120 | | PBSS4160U | | | | |
| | | 200 / 350 | 0.5 | 5 | 110 | PBSS4160T | | | | | | |
| | 2 | 3 | 150 / 240 | 0.5 | 2 | 75 | | | | | PBSS4260QA | |
| | 3.8 | 8 | 300 / 500 | 0.5 | 2 | 29 | PBSS4041NT | | | | | |
| 100 | 1 | 3 | 150 / 400 | 0.25 | 10 | 80 | | | PBSS8110Y | | | |
| | | | 150 / 300 | 0.25 | 10 | 70 | PBSS8110T | | | | | |

¹⁾ I_C / I_B = 20 ²⁾ V_{CEsat} (max) ³⁾ Optimized for high-speed switching

Low V_{CEsat} transistors single PNP up to 2000 mW

| Package | | | | | | | Automotive-qualified | | | | |
|-----------------------|--------------------|---------------------|-------------------------|----------------------|-----------------------|--|--------------------------|-----------------|--------------------------|---------------------------|---------------------|
| | | | | | | | SOT223 (SC-73) | SOT89 (SC-62) | SOT457 (SC-74) | DFN2020D-3 (SOT1061D) | DFN2020-3 (SOT1061) |
| Size (mm) | | | | | | | 6.5 x 3.5 x 1.65 | 4.5 x 2.5 x 1.5 | 2.9 x 1.5 x 1.0 | 2.0 x 2.0 x 0.62 | 2.0 x 2.0 x 0.62 |
| P _{tot} (mW) | | | | | | | 1700 | 1650 | 750 | 1300 | 1300 |
| V _{CEO} (V) | I _C (A) | I _{CM} (A) | h _{FE} min/typ | @ I _C (A) | @ V _{CE} (V) | V _{CEsat} typ (mV); I _C = 0.5 A; I _B = 0.05 A | | | | | |
| 12 | 5.3 | 10.6 | 250 / 400 | 0.5 | 2 | 20 | | PBSS301PX | | | |
| | 5.7 | 11.4 | 250 / 400 | 0.5 | 2 | 20 | PBSS301PZ | | | | |
| | 6 | 7 | 220 / 335 | 0.5 | 2 | 20 | | | | PBSS5612PA | |
| 20 | 3 | 5 | 200 / - | 0.5 | 2 | 80 ²⁾ | | | PBSS5320D | | |
| | | | 220 / 450 | 0.5 | 2 | 50 | | PBSS5320X | | | |
| | 4 | 15 | 250 / 400 | 0.5 | 2 | 35 | | | PBSS301PD | | |
| | 5 | 10 | 300 / 430 | 0.5 | 2 | 45 | | | PBSS5520X | | |
| | 5.1 | 10.2 | 250 / 370 | 0.5 | 2 | 25 | | | PBSS302PX | | |
| | 5.5 | 11 | 250 / 370 | 0.5 | 2 | 25 | PBSS302PZ | | | | |
| | 6 | 7 | 230 / 345 | 0.5 | 2 | 25 | | | | | PBSS5620PA |
| | 6.2 | 15 | 250 / 400 | 0.5 | 2 | 18 | | | PBSS4021PX | | |
| 30 | 2.7 | 5 | 200 / 350 | 0.5 | 2 | 87 | | | PBSS4032PD ³⁾ | | |
| | | | 200 / 380 | 0.5 | 2 | 50 | | PBSS5330X | | | |
| | 3 | 5 | 200 / 320 | 0.5 | 2 | 45 | | | | PBSS5330PAS ²⁾ | PBSS5330PA |
| | | | 4.2 | 10 | 200 / 350 | 0.5 | 2 | 70 | | PBSS4032PX ³⁾ | |
| | 4.4 | 10 | 200 / 350 | 0.5 | 2 | 70 | PBSS4032PZ ³⁾ | | | | |
| | 5.1 | 10.2 | 250 / 400 | 0.5 | 2 | 25 | | | PBSS303PX | | |
| | 5.3 | 10.6 | 250 / 400 | 0.5 | 2 | 25 | PBSS303PZ | | | | |
| | 6 | 7 | 200 / 335 | 0.5 | 2 | 25 | | | | | PBSS5630PA |
| 40 | 2 | 3 | 215 / - | 0.5 | 5 | 170 | | | PBSS5240X | | |
| | | | 200 / 310 | 0.5 | 2 | 46 | | | PBSS302PD | | |
| | 4 | 10 | 250 / 370 | 0.5 | 2 | 33 | | | PBSS5540X | | |
| | | | 250 / 350 | 0.5 | 2 | 40 ¹⁾ | PBSS5540Z | | | | |
| 50 | 2 | 5 | 200 / - | 0.5 | 2 | 90 ²⁾ | | | PBSS5250X | | |
| | | | 3 | 5 | 200 / 300 | 0.5 | 2 | 70 | | | PBSS5350D |
| | 200 / 375 | 0.5 | | | 2 | 70 | | | PBSS5350X | | |
| | 200 / 300 | 0.5 | 2 | 70 | PBSS5350Z | | | | | | |
| 60 | 3 | 6 | 130 / 220 | 0.5 | 5 | 55 | | | | PBSS5360PAS ²⁾ | |
| | | | 130 / - | 0.5 | 5 | 55 | PBSS5360Z | PBSS5360X | | | |
| | | | 180 / 265 | 0.5 | 2 | 55 | | | PBSS303PD | | |
| | 4.2 | 8.4 | 200 / 295 | 0.5 | 2 | 35 | | | PBSS304PX | | |
| | 4.5 | 9 | 200 / 295 | 0.5 | 2 | 35 | PBSS304PZ | | | | |
| | 5 | 6 | 170 / 260 | 0.5 | 2 | 35 | | | | | PBSS560PA |
| | 5 | 15 | 200 / 300 | 0.5 | 2 | 30 | | | PBSS4041PX | | |
| 5.7 | 15 | 200 / 300 | 0.5 | 2 | 22 | PBSS4041PZ | | | | | |
| 80 | 3 | 5 | 155 / 225 | 0.5 | 2 | 55 | | | PBSS304PD | | |
| | | | 180 / 265 | 0.5 | 2 | 40 | | | | | PBSS5580PA |
| | 4 | 10 | 200 / 300 | 0.5 | 2 | 35 | | | PBSS5480X | | |
| | | | 200 / 280 | 0.5 | 2 | 36 | | | PBSS305PX | | |
| | 4.5 | 9 | 200 / 280 | 0.5 | 2 | 36 | PBSS305PZ | | | | |
| 100 | 1 | 3 | 150 / 350 | 0.5 | 5 | 100 | | | PBSS9110D | | |
| | | | 150 / 350 | 0.5 | 5 | 90 | | | PBSS9110X | | |
| | | | 150 / - | 0.5 | 5 | 90 | PBSS9110Z | | | | |
| | 2 | 3 | 175 / 275 | 0.5 | 2 | 65 | | | PBSS305PD | | |
| | 2.7 | 4 | 180 / 295 | 0.5 | 2 | 45 | | | | | PBSS9410PA |
| | 3.7 | 7.4 | 200 / 300 | 0.5 | 2 | 45 | | | PBSS306PX | | |
| 4.1 | 8.2 | 200 / 300 | 0.5 | 5 | 45 | PBSS306PZ | | | | | |

¹⁾ I_C / I_B = 20 ²⁾ V_{CEsat} (max) ³⁾ Optimized for high-speed switching
²⁾ 175°C capable

Low V_{CEsat} transistors single PNP up to 750 mW

| Package | | | | | | | Automotive-qualified | | | | | |
|-----------------------|--------------------|---------------------|-------------------------|----------------------|-----------------------|--|--------------------------|-------------------|-------------------|--------------------|----------------------|----------------------|
| | | | | | | | SOT23 | SOT323 (SC-70) | SOT363 (SC-88) | DFN1006-3 (SOT883) | DFN1006B-3 (SOT883B) | DFN1010D-3 (SOT1215) |
| Size (mm) | | | | | | | 2.9 x 1.3 x 1.0 | 2.0 x 1.25 x 0.95 | 2.0 x 1.25 x 0.95 | 1.0 x 0.6 x 0.48 | 1.0 x 0.6 x 0.37 | 1.1 x 1.0 x 0.37 |
| P _{tot} (mW) | | | | | | | 480 | 350 | 430 | 250 | 250 | 750 |
| V _{CEO} (V) | I _C (A) | I _{CM} (A) | h _{FE} min/typ | @ I _C (A) | @ V _{CE} (V) | V _{CEsat} typ (mV); I _C = 0.5 A; I _B = 0.05 A | | | | | | |
| 15 | 0.5 | 1 | 200 / 260 | 0.01 | 2 | 150 | | | PBSS3515M | PBSS3515MB | | |
| 20 | 1 | 2 | 300 / 450 | 0.1 | 2 | 125 ²⁾ | PBSS5120T | | | | | |
| | 2 | 3 | 225 / - | 0.5 | 2 | 80 ²⁾ | PBSS5220T | | | | | |
| | | 5 | 220 / 420 | 0.5 | 2 | 50 | PBSS5320T | | | | | |
| | 3.5 | 8 | 250 / 400 | 0.5 | 2 | 35 | PBSS4021PT | | | | | |
| 30 | 1 | 1.5 | 180 / 295 | 0.5 | 2 | 85 | | | | | PBSS5130QA | |
| | | | 260 / 350 | 0.5 | 2 | 110 | PBSS5130T | | | | | |
| | 2 | 3 | 300 / 450 | 0.1 | 2 | 70 | PBSS5230T | | | | | |
| | | | 180 / 295 | 0.5 | 2 | 70 | | | | | PBSS5230QA | |
| | 2.4 | 5 | 200 / 320 | 0.5 | 2 | 95 | PBSS4032PT ³⁾ | | | | | |
| 40 | 0.5 | 1 | 200 / 380 | 0.01 | 2 | 220 | | | PBSS3540M | PBSS3540MB | | |
| | 1 | 2 | 300 / 520 | 0.1 | 5 | 130 | | PBSS5140U | | | | |
| | | | 300 / 800 | 0.1 | 5 | 130 | PMMT591A | | | | | |
| | | | 300 / 510 | 0.1 | 5 | 130 | PBSS5140T | | | | | |
| | 2 | 3 | 300 / - | 0.1 | 2 | 110 ²⁾ | | | PBSS5240Y | | | |
| | | | 300 / 450 | 0.1 | 2 | 70 | PBSS5240T | | | | | |
| 50 | 2 | 3 | 200 / - | 0.5 | 2 | 90 ²⁾ | PBSS5250T | | | | | |
| | | | | | | | PBSS5250TH | | | | | |
| | 3 | 3 | 200 / - | 0.5 | 2 | 90 ²⁾ | PBSS5350TH | | | | | |
| 5 | | 200 / 360 | 0.5 | 2 | 55 | PBSS5350T | | | | | | |
| 60 | 1 | 1.5 | 120 / 185 | 0.5 | 2 | 125 | | | | | PBSS5160QA | |
| | | | | 150 / 250 | 0.5 | 5 | 135 | | PBSS5160U | | | |
| | | 2 | 150 / 250 | 0.5 | 5 | 120 | PBSS5160T | | | | | |
| | 1.7 | 2.5 | 120 / 185 | 0.5 | 2 | 105 | | | | | PBSS5260QA | |
| | 2.7 | 8 | 200 / 300 | 0.5 | 2 | 49 | PBSS4041PT | | | | | |
| 100 | 1 | 3 | 150 / - | 0.25 | 5 | 93 | | | PBSS9110Y | | | |
| | | | 150 / 350 | 0.5 | 5 | 95 | PBSS9110T | | | | | |




¹⁾ IC / IB = 20 ²⁾ V_{CEsat} (max) ³⁾ Optimized for high-speed switching

Low V_{CEsat} transistors double

| Package | | | | | | | | | | Automotive-qualified | | |
|-------------------------|-----------------------|----------|----------------------------|-------------------------|--------------------------|---|-----------------------------------|-------------------------|-------------------------|----------------------|------------------------|--------------------------|
| | | | | | | | | | | SOT457 (SC-74) | DFN2020-6 (SOT1118) | DFN2020D-6 (SOT1118D) |
| Size (mm) | | | | | | | | | | 2.9 x 1.5 x 1.0 | 2.0 x 2.0 x 0.62 | 2.0 x 2.0 x 0.62 |
| P _{tot} (mW) | | | | | | | | | | 750 | 1300 | 1300 |
| V _{CE0} (V) | I _C (A) | Polarity | h _{FE} min/typ | @ I _C (A) | @ V _{CE} (V) | V _{CEsat} typ (mV); I _C = 0.5 A; I _B = 0.05 A | V _{CEsat} max (mV) | @ I _C (A) | @ I _B (A) | | | |
| 20 | 2 | NPN/NPN | 230 | 0.5 | 2 | 60 | 90 | 0.5 | 0.05 | | | PBSS4220PANS |
| | 2 | PNP/PNP | 210 | 0.5 | 2 | 70 | 110 | 0.5 | 0.05 | | | PBSS5220PAPS |
| 30 | 1 | NPN/NPN | 210 | 0.5 | 2 | 75 | 100 | 0.5 | 0.05 | | PBSS4130PAN | |
| | | PNP/PNP | 170 | 0.5 | 2 | 85 | 140 | 0.5 | 0.05 | | PBSS5130PAP | |
| | | NPN/PNP | 210/170 | 0.5 | 2 | 75/85 | 100/140 | 0.5 | 0.05 | | PBSS4130PANP | |
| | 2 | NPN/NPN | 230 | 0.5 | 2 | 60 | 80 | 0.5 | 0.05 | | PBSS4230PAN | |
| | | PNP/PNP | 210 | 0.5 | 2 | 75 | 110 | 0.5 | 0.05 | | PBSS5230PAP | |
| | | NPN/PNP | 230/210 | 0.5 | 2 | 60/75 | 80/100 | 0.5 | 0.05 | | PBSS4230PANP | |
| 40 | 1 | NPN/PNP | 300/250 | 0.5 | 5 | 130/150 | 500 | 1 | 0.1 | PBSS4140DPN | | |
| | 2 | NPN/PNP | 300/250 | 0.5 | 5 | 80/100 | 400/530 | 2 | 0.2 | PBSS4240DPN | | |
| 60 | 1 | 2 x NPN | 200 | 0.5 | 5 | 115 | 250 | 1 | 0.1 | PBSS4160DS | | |
| | | 2 x PNP | 150 | 0.5 | 5 | 120 | 330 | 1 | 0.1 | PBSS5160DS | | |
| | | NPN/PNP | 200/150 | 0.5 | 5 | 115/120 | 250/330 | 1 | 0.1 | PBSS4160DPN | | |
| | 1 | NPN/NPN | 150 | 0.5 | 2 | 90 | 120 | 0.5 | 0.05 | | PBSS4160PAN | PBSS4160PANS |
| | | PNP/PNP | 120 | 0.5 | 2 | 125 | 180 | 0.5 | 0.05 | | PBSS5160PAP | PBSS5160PAPS |
| | | NPN/PNP | 150/120 | 0.5 | 2 | 90/125 | 120/180 | 0.5 | 0.05 | | PBSS4160PANP | PBSS4160PANPS |
| | 2 | NPN/NPN | 210 | 0.5 | 2 | 70 | 90 | 0.5 | 0.05 | | PBSS4260PAN | PBSS4260PANS |
| | | PNP/PNP | 140 | 0.5 | 2 | 100 | 140 | 0.5 | 0.05 | | PBSS5260PAP | PBSS5260PAPS |
| | | NPN/PNP | 210/140 | 0.5 | 2 | 70/100 | 90/140 | 0.5 | 0.05 | | PBSS4260PANP | PBSS4260PANPS |
| 120 | 1 | NPN/NPN | 240 | 0.1 | 2 | 90 | 120 | 0.5 | 0.05 | | PBSS4112PAN | |
| | | PNP/PNP | 190 | 0.1 | 2 | 150 | 220 | 0.5 | 0.05 | | PBSS5112PAP | |
| | | NPN/PNP | 240/190 | 0.1 | 2 | 90/150 | 120/220 | 0.5 | 0.05 | | PBSS4112PANP | |

¹⁾ I_C / I_B = 20 ²⁾ Device mounted on a ceramic PCB, Al₂O₃, standard footprint ³⁾ Optimized for high-speed switching

Low V_{CEsat} transistors load switches

| Package | | | | Automotive-qualified | | |
|-----------------------|--------------------|--|-------------|---|---|---|
| | | | | SOT457 (SC-74) | SOT363 (SC-88) | |
| Size (mm) | | | | 2.9 x 1.5 x 1.0 | | 2.0 x 1.25 x 0.95 |
| P _{tot} (mW) | | | | 750 ¹⁾ | 600 ¹⁾ | 300 ²⁾ |
| V _{CEO} (V) | I _C (A) | V _{CEsat} max (mV); I _C = 0.5 A; I _B = 0.05 A | R1, R2 (kΩ) |  |  |  |
| 15 | 0.5 | 250 | 2.2 | | | PBLS1501Y |
| | | | 4.7 | | | PBLS1502Y |
| | | | 10 | | | PBLS1503Y |
| | | | 22 | | | PBLS1504Y |
| 20 | 1 | 150 | 2.2 | | PBLS2001D | |
| | | | 4.7 | | PBLS2002D | |
| | | | 10 | | PBLS2003D | |
| | | | 22 | | PBLS2004D | |
| | 1.8 | 70 | 2.2 | PBLS2021D | | |
| | | | 4.7 | PBLS2022D | | |
| | | | 10 | PBLS2023D | | |
| | | | 22 | PBLS2024D | | |
| 40 | 0.5 | 350 | 2.2 | | | PBLS4001Y |
| | | | 4.7 | | | PBLS4002Y |
| | | | 10 | | | PBLS4003Y |
| | | | 22 | | | PBLS4004Y |
| | | | 47 | | | PBLS4005Y |
| | 1 | 170 | 2.2 | | PBLS4001D | |
| | | | 4.7 | | PBLS4002D | |
| | | | 10 | | PBLS4003D | |
| | | | 22 | | PBLS4004D | |
| | | | 47 | | PBLS4005D | |
| 60 | 1 | 180 | 2.2 | | PBLS6001D | |
| | | | 4.7 | | PBLS6002D | |
| | | | 10 | | PBLS6003D | |
| | | | 22 | | PBLS6004D | |
| | | | 47 | | PBLS6005D | |
| | 1.5 | 100 | 2.2 | PBLS6021D | | |
| | | | 4.7 | PBLS6022D | | |
| | | | 10 | PBLS6023D | | |
| | | | 22 | PBLS6024D | | |

¹⁾ Device mounted on a ceramic PCB, Al₂O₃, standard footprint

²⁾ Device mounted on an FR4 PCB, single-sided copper, tin-plated, and standard footprint


Low V_{CEsat} high voltage transistors

| Package | | | | | Automotive-qualified | | | | |
|----------------|---------------------|-----------|-----------|-------------|----------------------|-----------------|----------------------|-----------------|--|
| | | | | | SOT223 (SC-73) | SOT89 (SC-62) | DFN1010D-3 (SOT1215) | SOT23 | |
| Size (mm) | | | | | 6.5 x 3.5 x 1.65 | 4.5 x 2.5 x 1.5 | 1.1 x 1.0 x 0.37 | 2.9 x 1.3 x 1.0 | |
| P_{tot} (mW) | | | | | 1700 | 1300 | 750 | 250 | |
| Polarity | V_{CEO} [max] (V) | I_C (A) | hFE [min] | hFE [max] | | | | | |
| NPN | 150 | 0.5 | 100 | | PBHV8515QA | | | | |
| | | 1 | 70 | 300 | PBHV8115TLH | | | | |
| | | | 100 | | PBHV8115T | | | | |
| | | 2 | | | PBHV8115X | | | | |
| | | | | PBHV8115Z | | | | | |
| | 180 | 1 | 100 | PBHV8215Z | | | | | |
| | | | | PBHV8118T | | | | | |
| | 400 | 0.5 | 100 | PBHV8540Z | | | | | |
| | | 1 | 100 | PBHV8540X | | | | | |
| | 500 | 0.15 | 50 | PBHV8140Z | | | | | |
| | | | PBHV8540T | | | | | | |
| PNP | 150 | 0.15 | 50 | PMBTA45 | | | | | |
| | | 0.1 | 70 | PBHV2160Z | | | | | |
| | | | 70 | PBHV8560Z | | | | | |
| | | 0.5 | 100 | PBHV9414Z | | | | | |
| | | | | PBHV9515QA | | | | | |
| | 400 | 0.25 | 100 | PBHV9115TLH | | | | | |
| | | | 100 | PBHV9115T | | | | | |
| | | 0.5 | 100 | PBHV9115X | | | | | |
| | | | 140 | 450 | PBHV9115Z | | | | |
| | 500 | 0.15 | 100 | PBHV9215Z | | | | | |
| 100 | | | PBHV9040X | | | | | | |
| 0.1 | | 70 | PBHV9040Z | | | | | | |
| | | 70 | PBHV9540Z | | | | | | |
| 600 | 0.15 | 100 | PBHV9540X | | | | | | |
| | 0.25 | 100 | PBHV9050Z | | | | | | |
| 600 | 0.1 | 70 | PBHV3160Z | | | | | | |
| | 0.5 | 70 | PBHV9560Z | | | | | | |


Low V_{CEsat} RETs

| Package | | | | | Automotive-qualified | |
|----------------|------------|--------------|------------------|------------------|----------------------|-----------|
| | | | | | SOT23 | |
| Size (mm) | | | | | 2.9 x 1.3 x 1.0 | |
| P_{tot} (mW) | | | | | 250 | |
| V_{CEO} (V) | I_C (mA) | | R1 (k Ω) | R2 (k Ω) | NPN | PNP |
| 40 | 600 | R1 = R2 | 1 | 1 | PBRN113ET | PBRP113ET |
| | | | 2.2 | 2.2 | PBRN123ET | PBRP123ET |
| | | R1 \neq R2 | 1 | 10 | PBRN113ZT | PBRP113ZT |
| | | | 2.2 | 10 | PBRN123YT | PBRP123YT |


Low V_{CEsat} transistors PNP - N-channel MOSFET combination

| | | | | | | | | | | | Automotive-qualified |
|----------------|-----------|--------------|--------------|--------------|----------------|-------------------------------|--------------|--------------|-----------|------------------------------|---|
| Package | | | | | | | | | | | DFN2020-6 (SOT1118) |
| | | | | | | | | | | |  |
| Size (mm) | | | | | | | | | | | 2.0 x 2.0 x 0.62 |
| P_{tot} (mW) | | | | | | | | | | | 1300 |
| V_{CE0} (V) | I_C (A) | h_{FE} min | h_{FE} max | @ I_C (mA) | @ V_{CE} (V) | R_{CEsat} typ (m Ω) | V_{DS} (V) | V_{GS} (V) | I_D (A) | R_{Dson} typ (m Ω) | |
| 40 | 2 | 300 | 800 | 100 | 5 | 240 | 30 | 0.7 | 0.66 | 390 | PBSM5240PF |
| | | 100 | - | 100 | 5 | 240 | 30 | 0.7 | 0.66 | 390 | PBSM5240PFH |



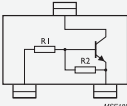
Low V_{CEsat} power transistors single (175oC capable)

| | | | | | | | | | LFPAK56 (SOT669) |
|----------------|-----------|--------------------|------------------|-------------|----------------|----------|----------------------|--------------|---|
| Package | | | | | | | | |  |
| Size (mm) | | | | | | | | | 5 x 6 x 1.1 |
| P_{tot} (mW) | | | | | | | | | 1250 |
| V_{CE0} (V) | I_C (A) | I_{CM} [max] (A) | h_{FE} min/typ | @ I_C (A) | @ V_{CE} (V) | Polarity | Automotive-qualified | | |
| 40 | 6 | 14 | 200 / 400 | 0.5 | 2 | NPN | Yes | PHPT60406NY | |
| | | 12 | | 0.5 | 2 | PNP | Yes | PHPT60406PY | |
| | 10 | 20 | 200 / 400 | 0.5 | 2 | NPN | Yes | PHPT60410NY | |
| | | 20 | | 0.5 | 2 | PNP | Yes | PHPT60410PY | |
| | 15 | 30 | 200 / 400 | 0.5 | 2 | NPN | Yes | PHPT60415NY | |
| | | | | 0.5 | 2 | PNP | Yes | PHPT60415PY | |
| 60 | 3 | 8 | 200 / 400 | 0.5 | 2 | NPN | Yes | PHPT60603NY | |
| | | 8 | | 0.5 | 2 | PNP | Yes | PHPT60603PY | |
| | 6 | 14 | 200 / 400 | 0.5 | 2 | NPN | Yes | PHPT60606NY | |
| | | 12 | | 0.5 | 2 | PNP | Yes | PHPT60606PY | |
| | 10 | 20 | 200 / 400 | 0.5 | 2 | NPN | Yes | PHPT60610NY | |
| | | | 150 / 250 | 0.5 | 2 | PNP | Yes | PHPT60610PY | |
| 100 | 2 | 6 | 150 / 250 | 0.5 | 10 | NPN | No | PHPT61002NYC | |
| | | | 150 / 220 | 0.5 | 10 | PNP | No | PHPT61002PYC | |
| | | 120/220 | 0.5 | 10 | NPN | No | PHPT61002NYCLH | | |
| | | 100/180 | 0.5 | 10 | PNP | No | PHPT61002PYCLH | | |
| | 3 | 8 | 150 / 250 | 0.5 | 10 | NPN | Yes | PHPT61003NY | |
| | | | 150 / 220 | 0.5 | 10 | PNP | Yes | PHPT61003PY | |
| | 6 | 12 | 150 / 250 | 0.5 | 10 | NPN | Yes | PHPT61006NY | |
| | | | 150 / 220 | 0.5 | 10 | PNP | Yes | PHPT61006PY | |
| | 10 | 20 | 150 / 250 | 0.5 | 10 | NPN | Yes | PHPT61010NY | |
| | | | 150 / 220 | 0.5 | 10 | PNP | Yes | PHPT61010PY | |

Low VCEsat power transistors double (175oC capable)




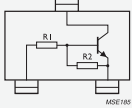
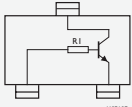
| | | | | | | | | | | | Automotive-qualified | |
|-----------------------|--------------------|---------------------|---------------------|----------------------|-----------------------|--|-----------------------------|----------------------|----------------------|----------|---|---------------|
| | | | | | | | | | | | LFPAK56D (SOT1205) | |
| Package | | | | | | | | | | |  | |
| Size (mm) | | | | | | | | | | | 5 x 6 x 1.1 | |
| P _{tot} (mW) | | | | | | | | | | | 1250 | |
| V _{CE0} (V) | I _C (A) | I _{CM} (A) | h _{FE} typ | @ I _C (A) | @ V _{CE} (V) | V _{CEsat} typ (mV); I _C = 0.5 A; I _B = 0.05 A | V _{CEsat} max (mV) | @ I _C (A) | @ I _B (A) | Polarity | h _{FE1} /h _{FE2} | |
| 100 | 3 | 6 | 150 | 0.5 | 10 | 50 | 300 | 3 | 0.2 | 2XNPN | - | PHPT610030NK |
| | | | | | | 70 | 400 | 3 | 0.2 | 2XPNP | - | PHPT610030PK |
| | | | | | | 50 / 70 | 300 / 400 | 3 | 0.2 | NPN/PNP | - | PHPT610030NPK |
| | | | | | | 50 | 300 | 3 | 0.2 | 2XNPN | 0.95 | PHPT610035NK |
| | | | | | | 70 | 400 | 3 | 0.2 | 2XPNP | 0.9 | PHPT610035PK |

RETs 100 mA single




| | | | | | Automotive-qualified | | | | | |
|-----------------------|---------------------|---|---------|-----------|---|-----------|---|-----------|--|--|
| Package | | | | | SOT23 | | SOT323 (SC-70) | | | |
| | | | | |  | |  | | | |
| Size (mm) | | | | | 2.9 x 1.3 x 1.0 | | 2.0 x 1.25 x 0.95 | | | |
| P _{tot} (mW) | | | | | 250 | | 200 | | | |
| V _{CE0} (V) | I _C (mA) | Configuration | R1 (kΩ) | R2 (kΩ) | NPN | PNP | NPN | PNP | | |
| 50 | 100 |  | 1 | 1 | | | | | | |
| | | | 2.2 | 2.2 | PDTC123ET | PDTA123ET | PDTC123EU | PDTA123EU | | |
| | | | 4.7 | 4.7 | PDTC143ET | PDTA143ET | PDTC143EU | PDTA143EU | | |
| | | | 10 | 10 | PDTC114ET | PDTA114ET | PDTC114EU | PDTA114EU | | |
| | | | 22 | 22 | PDTC124ET | PDTA124ET | PDTC124EU | PDTA124EU | | |
| | | | 47 | 47 | PDTC144ET | PDTA144ET | PDTC144EU | PDTA144EU | | |
| | | | 100 | 100 | PDTC115ET | PDTA115ET | PDTC115EU | PDTA115EU | | |
| | | | 1 | 10 | | | | | | |
| | | | 2.2 | 10 | PDTC123YT | PDTA123YT | PDTC123YU | PDTA123YU | | |
| | | | 2.2 | 47 | PDTC123JT | PDTA123JT | PDTC123JU | PDTA123JU | | |
| | | | 4.7 | 10 | PDTC143XT | PDTA143XT | PDTC143XU | PDTA143XU | | |
| | | | 4.7 | 47 | PDTC143ZT | PDTA143ZT | PDTC143ZU | PDTA143ZU | | |
| | | | 10 | 47 | PDTC114YT | PDTA114YT | PDTC114YU | PDTA114YU | | |
| | | | 22 | 47 | PDTC124XT | PDTA124XT | PDTC124XU | PDTA124XU | | |
| | | | 47 | 10 | PDTC144VT | PDTA144VT | PDTC144VU | PDTA144VU | | |
| | | 47 | 22 | PDTC144WT | PDTA144WT | PDTC144WU | PDTA144WU | | | |
| | | 2.2 | - | PDTC123TT | PDTA123TT | PDTC123TU | PDTA123TU | | | |
| | | 4.7 | - | PDTC143TT | PDTA143TT | PDTC143TU | PDTA143TU | | | |
| | | 10 | - | PDTC114TT | PDTA114TT | PDTC114TU | PDTA114TU | | | |
| | | 22 | - | PDTC124TT | PDTA124TT | PDTC124TU | PDTA124TU | | | |
| | | 47 | - | PDTC144TT | PDTA144TT | PDTC144TU | PDTA144TU | | | |
| | | 100 | - | PDTC115TT | PDTA115TT | PDTC115TU | PDTA115TU | | | |

Resistor equipped transistors (RETs)





RETs 100 mA single - part 2

| | | | | | Automotive-qualified | | | | | | |
|-----------------------|---------------------|--|---------|-----------|---|---|------------------|---|------------------|------------|--|
| Package | | | | | DFN1006-3 (SOT883) | DFN1006B-3 (SOT883B) | | DFN1010D-3 (SOT1215) | | | |
| | | | | |  |  | |  | | | |
| Size (mm) | | | | | 1.0 x 0.6 x 0.48 | | 1.0 x 0.6 x 0.37 | | 1.1 x 1.0 x 0.37 | | |
| P _{tot} (mW) | | | | | 250 | | 250 | | 750 | | |
| V _{CE0} (V) | I _c (mA) | Configuration | R1 (kΩ) | R2 (kΩ) | NPN | | PNP | | NPN | | |
| 50 | 100 |  | 1 | 1 | | | | | | | |
| | | | 2.2 | 2.2 | PDTC123EM | PDTA123EM | PDTC123EMB | PDTA123EMB | | | |
| | | | 4.7 | 4.7 | PDTC143EM | PDTA143EM | PDTC143EMB | PDTA143EMB | PDTC143EQA | PDTA143EQA | |
| | | | 10 | 10 | PDTC114EM | PDTA114EM | PDTC114EMB | PDTA114EMB | PDTC114EQA | PDTA114EQA | |
| | | | 22 | 22 | PDTC124EM | PDTA124EM | PDTC124EMB | PDTA124EMB | PDTC124EQA | PDTA124EQA | |
| | | | 47 | 47 | PDTC144EM | PDTA144EM | PDTC144EMB | PDTA144EMB | PDTC144EQA | PDTA144EQA | |
| | | | 100 | 100 | PDTC115EM | PDTA115EM | PDTC115EMB | PDTA115EMB | | | |
| | | | 1 | 10 | | | | PDTA113ZM | | PDTA113ZMB | |
| | | | 2.2 | 10 | PDTC123YM | PDTA123YM | PDTC123YMB | PDTA123YMB | | | |
| | | | 2.2 | 47 | PDTC123JM | PDTA123JM | PDTC123JMB | PDTA123JMB | PDTC123JQA | PDTA123JQA | |
| | | | 4.7 | 10 | PDTC143XM | PDTA143XM | PDTC143XMB | PDTA143XMB | PDTC143XQA | PDTA143XQA | |
| | | | 4.7 | 47 | PDTC143ZM | PDTA143ZM | PDTC143ZMB | PDTA143ZMB | PDTC143ZQA | PDTA143ZQA | |
| | | 10 | 47 | PDTC114YM | PDTA114YM | PDTC114YMB | PDTA114YMB | PDTC114YQA | PDTA114YQA | | |
| | | 22 | 47 | PDTC124XM | PDTA124XM | PDTC124XMB | PDTA124XMB | | | | |
| | | 47 | 10 | PDTC144VM | PDTA144VM | PDTC144VMB | PDTA144VMB | | | | |
| | | 47 | 22 | PDTC144WM | PDTA144WM | PDTC144WMB | PDTA144WMB | | | | |
| | |  | 2.2 | - | PDTC123TM | PDTA123TM | PDTC123TMB | PDTA123TMB | | | |
| | | | 4.7 | - | PDTC143TM | PDTA143TM | PDTC143TMB | PDTA143TMB | | | |
| | | | 10 | - | PDTC114TM | PDTA114TM | PDTC114TMB | PDTA114TMB | | | |
| | | | 22 | - | PDTC124TM | PDTA124TM | PDTC124TMB | PDTA124TMB | | | |
| | | | 47 | - | PDTC144TM | PDTA144TM | PDTC144TMB | PDTA144TMB | | | |
| | | | 100 | - | PDTC115TM | PDTA115TM | PDTC115TMB | PDTA115TMB | | | |

RETs 100 mA double



| | | | | | Automotive-qualified | | | | | | | | | | |
|-----------------------|---------------------|---------------|---------|---------|---|---|-----------|-----------------|---|--------|-------------------|--------|-----------|--------|--------|
| Package | | | | | DFN1010B-6 (SOT1216) | DFN1412-6 (SOT1268) | | | SOT363 (SC-88) | | | | | | |
| | | | | |  |  | | |  | | | | | | |
| Size (mm) | | | | | 1.1 x 1.0 x 0.37 | | | 1.4 X 1.2 X 0.5 | | | 2.0 x 1.25 x 0.95 | | | | |
| P _{tot} (mW) | | | | | 350 | | | 480 | | | 300 | | | | |
| V _{CE0} (V) | I _c (mA) | Configuration | R1 (kΩ) | R2 (kΩ) | NPN / NPN | | NPN / PNP | | PNP / PNP | | NPN / NPN | | NPN / PNP | | |
| 50 | 100 | R1 = R2 | 2.2 | 2.2 | | | | | | | | PUMH20 | PUMD20 | PUMB20 | |
| | | | 4.7 | 4.7 | | | | | | | | PUMH15 | PUMD15 | PUMB15 | |
| | | | 10 | 10 | PQMH11 | PQMD3 | PQMB11 | PRMH11 | PRMD3 | PRMB11 | PUMH11 | PUMD3 | PUMB11 | | |
| | | | 22 | 22 | | PQMD2 | | | PRMD2 | | PUMH1 | PUMD2 | PUMB1 | | |
| | | | 47 | 47 | PQMH2 | PQMD12 | | PRMH2 | PRMD12 | | PUMH2 | PUMD12 | PUMB2 | | |
| | | | 100 | 100 | | | | | | | PUMH24 | PUMD24 | PUMB24 | | |
| | | R1 ≠ R2 | 2.2 | 47 | PQMH10 | PQMD10 | | PRMH10 | PRMD10 | | PUMH10 | PUMD10 | PUMB10 | | |
| | | | 4.7 | 10 | | | | | | | PUMH18 | PUMD18 | PUMB18 | | |
| | | | 4.7 | 47 | PQMH13 | PQMD13 | | PRMH13 | PRMD13 | | PUMH13 | PUMD13 | PUMB13 | | |
| | | | 10 | 47 | PQMH9 | | | PRMH9 | | | PUMH9 | PUMD9 | PUMB9 | | |
| | | | 22 | 47 | | PQMD16 | | | PRMD16 | | PUMH16 | PUMD16 | PUMB16 | | |
| | | | 47 | 22 | | | | | | | PUMH17 | PUMD17 | PUMB17 | | |
| | | 47 / 2.2 | 47 / 47 | | | | | | | | | | PUMD48 | | |
| | | Only R1 | 2.2 | - | | | | | | | | | PUMH30 | PUMD30 | PUMB30 |
| | | | 4.7 | - | | | | | | | | | PUMH7 | PUMD6 | PUMB3 |
| | | | 10 | - | | | | | | | | | PUMH4 | PUMD4 | PUMB4 |
| | | | 22 | - | | | | | | | | | PUMH19 | PUMD19 | PUMB19 |
| | | | 47 | - | | | | | | | | | PUMH14 | PUMD14 | PUMB14 |

RETs 500 mA single / double

| | | | | | Automotive-qualified | | | | | | | |
|-----------------------|---------------------|---------------|---------|---------|---|-----------|---|-----------|---|-----------|---|------------|
| Package | | | | | SOT457 (SC-74) | | SOT23 | | SOT323 (SC-70) | | DFN1010D-3 (SOT1215) | |
| | | | | |  | |  | |  | |  | |
| Size (mm) | | | | | 2.9 x 1.5 x 1.0 | | 2.9 x 1.3 x 1.0 | | 2.0 x 1.25 x 0.95 | | 1.1 x 1.0 x 0.37 | |
| P _{tot} (mW) | | | | | 750 | | 250 | | 200 | | 750 | |
| V _{CE0} (V) | I _C (mA) | Configuration | R1 (kΩ) | R2 (kΩ) | NPN / NPN | NPN / PNP | NPN | PNP | NPN | PNP | NPN | PNP |
| 50 | 500 | R1 = R2 | 1 | 1 | | | PDTD113ET | PDTB113ET | PDTD113EU | PDTB113EU | PDTD113EQA | PDTB113EQA |
| | | | 2.2 | 2.2 | | | PDTD123ET | PDTB123ET | PDTD123EU | PDTB123EU | PDTD123EQA | PDTB123EQA |
| | | | 4.7 | 4.7 | | | PDTD143ET | PDTB143ET | PDTD143EU | PDTB143EU | PDTD143EQA | PDTB143EQA |
| | | | 10 | 10 | | | PDTD114ET | PDTB114ET | PDTD114EU | PDTB114EU | PDTD114EQA | PDTB114EQA |
| | | R1 ≠ R2 | 1 | 10 | PIMN31 | PIMC31 | PDTD113ZT | PDTB113ZT | PDTD113ZU | PDTB113ZU | PDTD113ZQA | PDTB113ZQA |
| | | | 2.2 | 10 | | | PDTD123YT | PDTB123YT | PDTD123YU | PDTB123YU | PDTD123YQA | PDTB123YQA |
| | | | 4.7 | 10 | | | PDTD143XT | PDTB143XT | PDTD143XU | PDTB143XU | PDTD143XQA | PDTB143XQA |
| | | Only R1 | 2.2 | - | | | PDTD123TT | PDTB123TT | | | | |

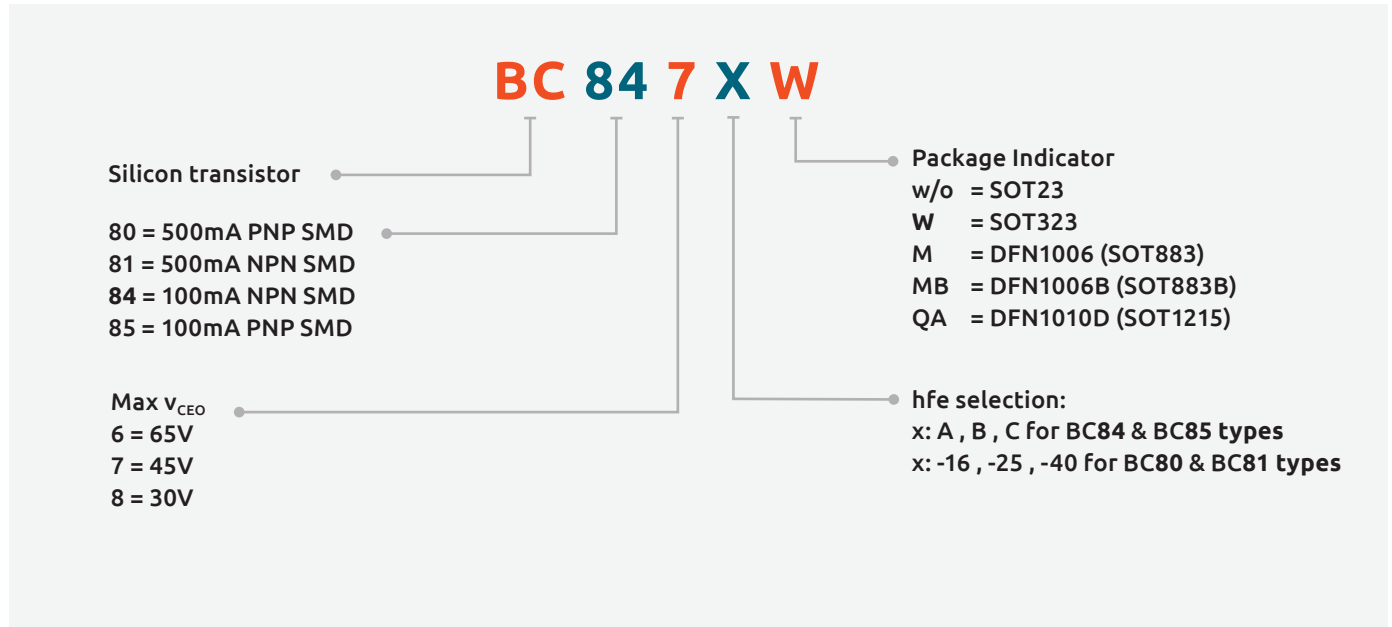
3-terminal adjustable shunt regulators

Types in **bold red** are in development

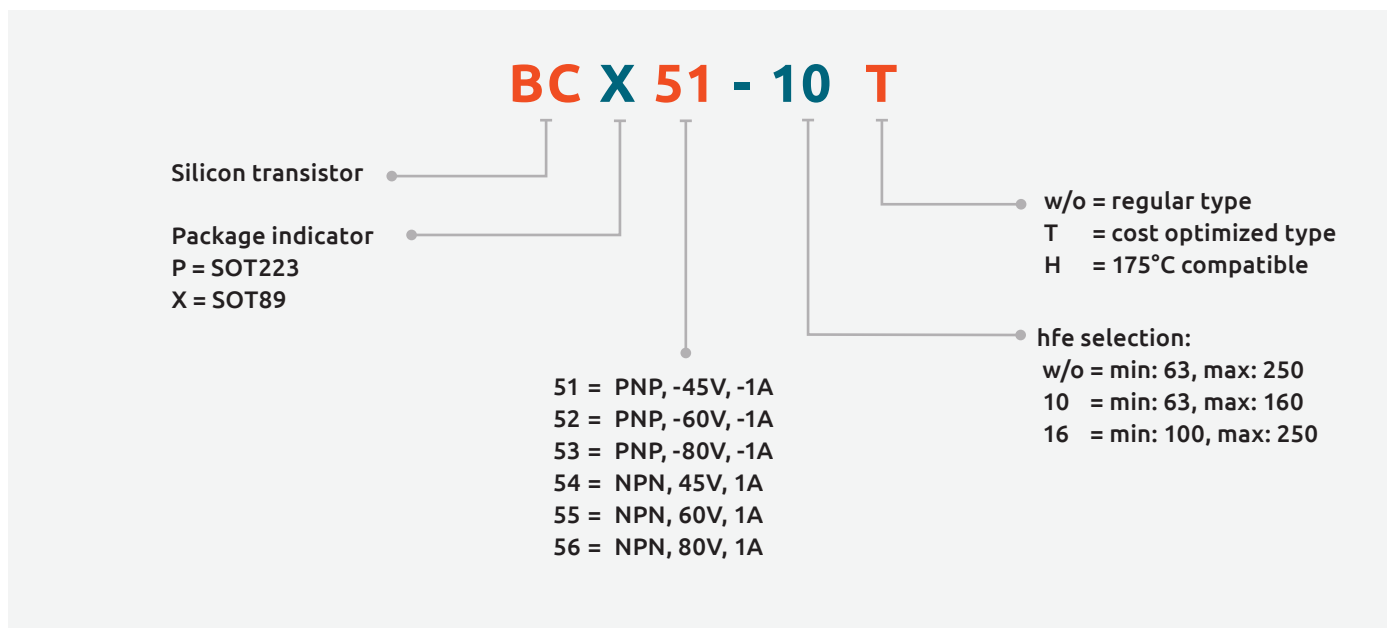
| Automotive-qualified | | | | | | | | | | | |
|------------------------|-----------------------|-----------------------|------|-------|---|-----------------|---|-----------------|--------|----|-----|
| Type name | Pinning configuration | T _{amb} (C°) | Vref | | Package | Size(mm) | Ptot(mW) | VKA(V) | IK(mA) | | |
| TLVH431NCDBZR | Normal pinning | 0 to 70 | 1.5% | 1.24 |  | 2.9 x 1.3 x 1.0 | 480 | 20 | 80 | | |
| TLVH431NIDBZR | Normal pinning | -40 to 85 | | | | | | | | | |
| TLVH431NQDBZR | Normal pinning | -40 to 125 | | | | | | | | | |
| TLVH431NMQDBZR | MIRrored pinning | -40 to 125 | | | | | | | | | |
| TLVH431NACDBZR | Normal pinning | 0 to 70 | 1% | 2.495 | | | | | | | |
| TLVH431NAIDBZR | Normal pinning | -40 to 85 | | | | | | | | | |
| TLVH431NAQDBZR | Normal pinning | -40 to 125 | | | | | | | | | |
| TLVH431NAMQDBZR | MIRrored pinning | -40 to 125 | | | | | | | | | |
| TL431CDBZR | Normal pinning | 0 to 70 | 2% | 2.495 | | |  | 2.9 x 1.3 x 1.0 | 580 | 36 | 100 |
| TL431IDBZR | Normal pinning | -40 to 85 | | | | | | | | | |
| TL431QDBZR | Normal pinning | -40 to 125 | | | | | | | | | |
| TL431FDT | Normal pinning | -40 to 125 | | | | | | | | | |
| TL431MFDT | MIRrored pinning | -40 to 125 | | | | | | | | | |
| TL431ACDBZR | Normal pinning | 0 to 70 | 1% | 2.495 | | | | | | | |
| TL431AIDBZR | Normal pinning | -40 to 85 | | | | | | | | | |
| TL431AQDBZR | Normal pinning | -40 to 125 | | | | | | | | | |
| TL431AFDT | Normal pinning | -40 to 125 | | | | | | | | | |
| TL431AMFDT | MIRrored pinning | -40 to 125 | | | | | | | | | |
| TL431BCDBZR | Normal pinning | 0 to 70 | 0.5% | 2.495 | | | | | | | |
| TL431BIDBZR | Normal pinning | -40 to 85 | | | | | | | | | |
| TL431BQDBZR | Normal pinning | -40 to 125 | | | | | | | | | |
| TL431BFDT | Normal pinning | -40 to 125 | | | | | | | | | |
| TL431BMFDT | MIRrored pinning | -40 to 125 | | | | | | | | | |

Nomenclature

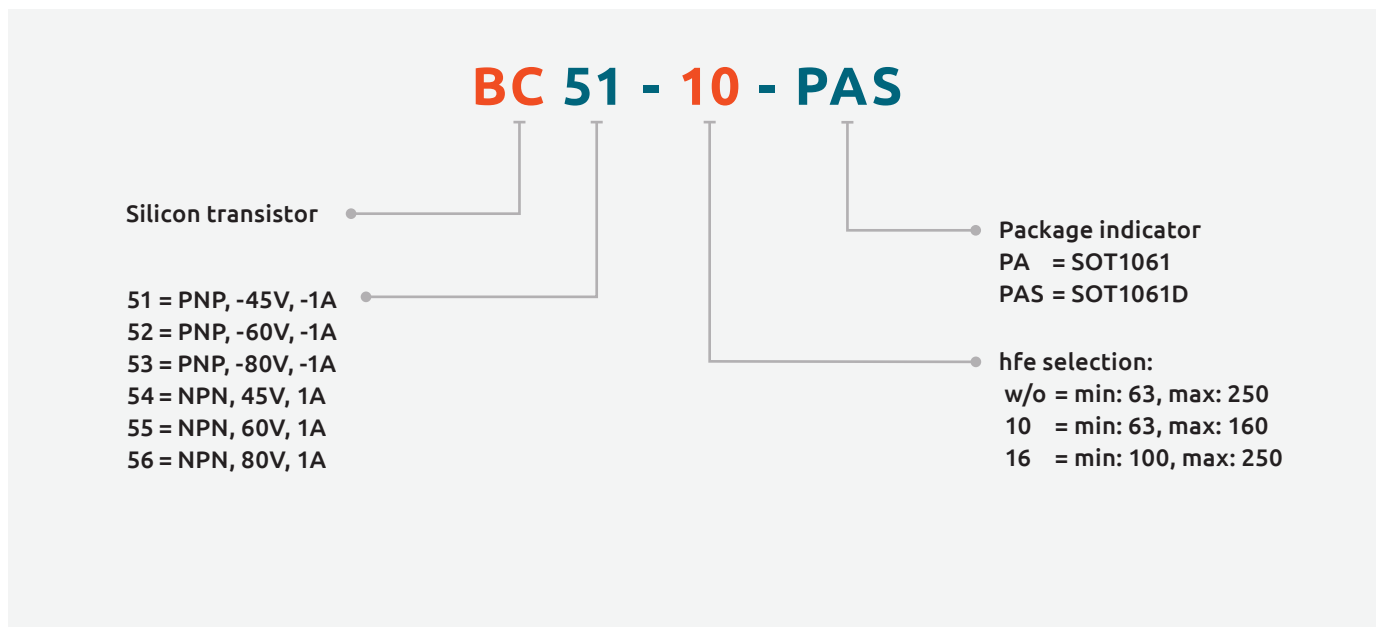
General purpose bipolar transistors



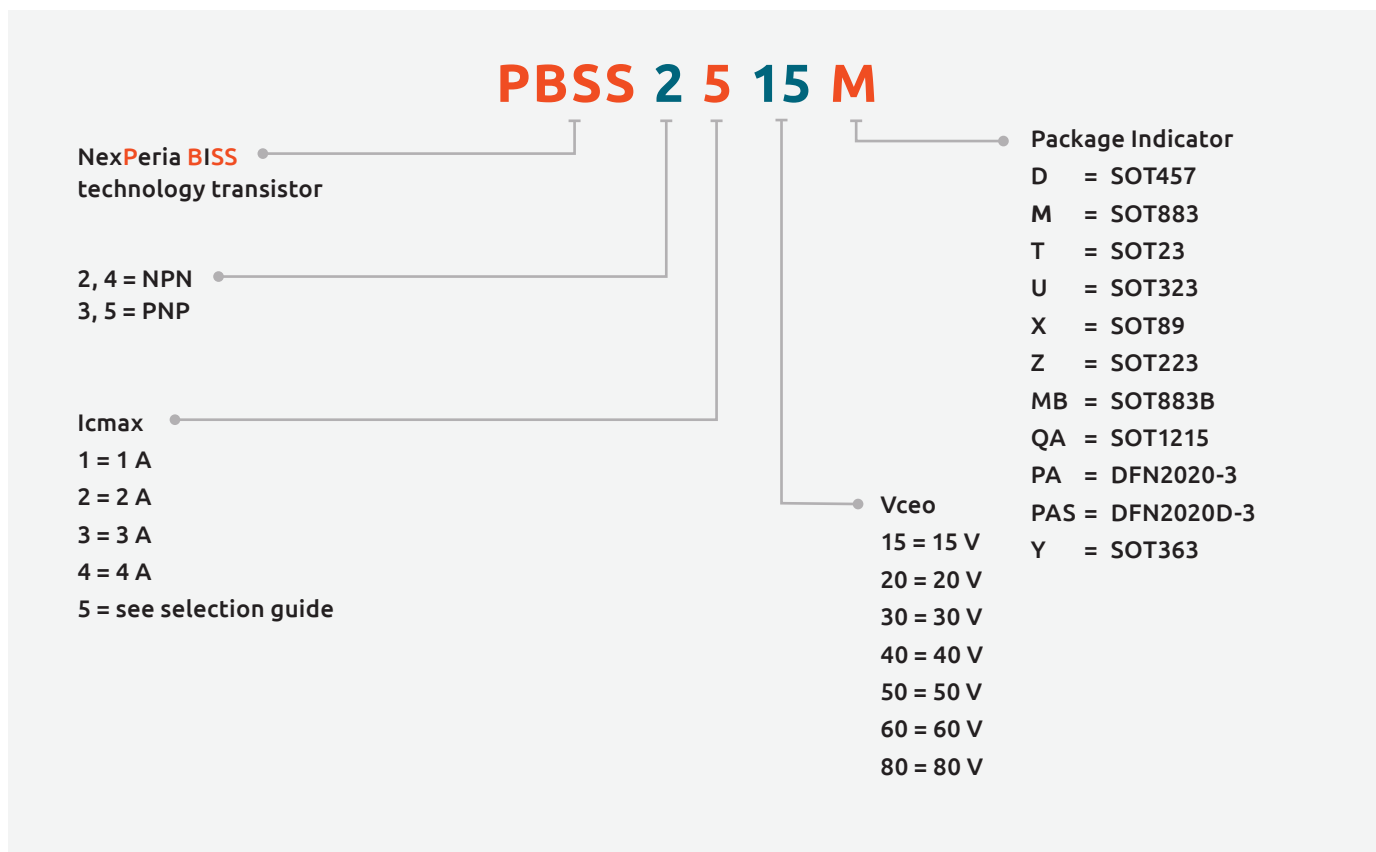
General purpose power transistors



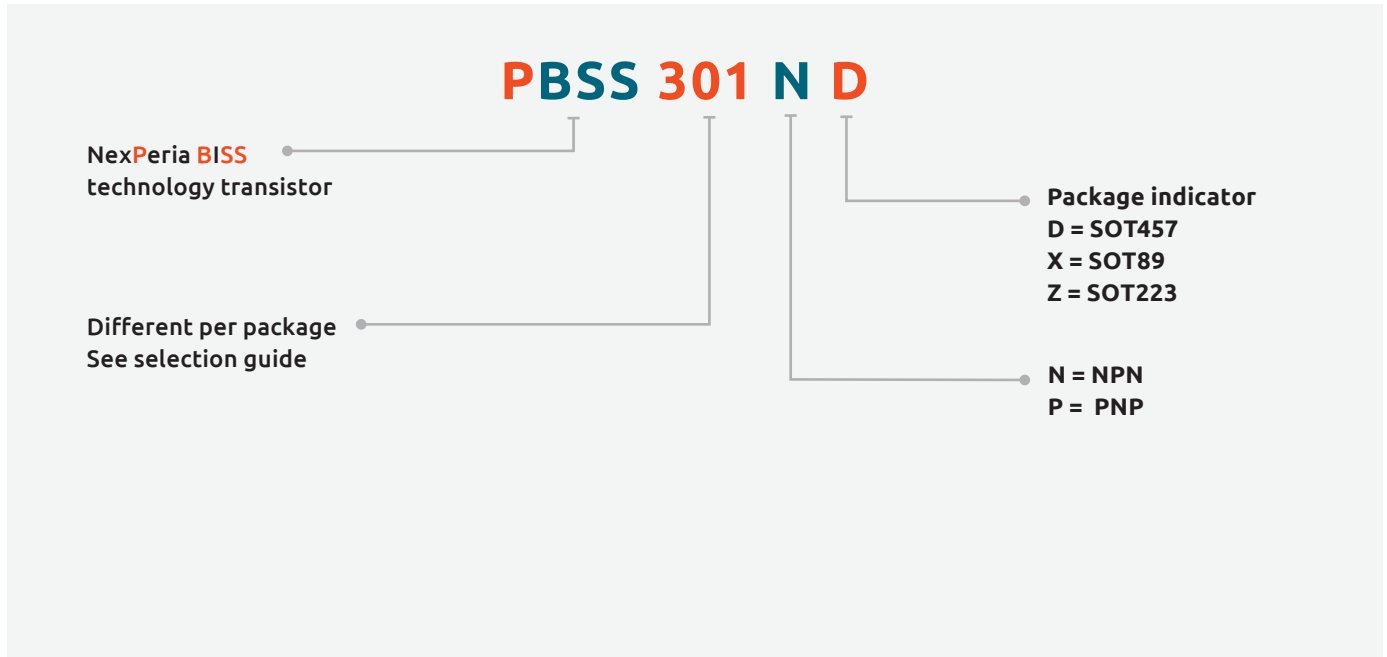
General purpose power transistors



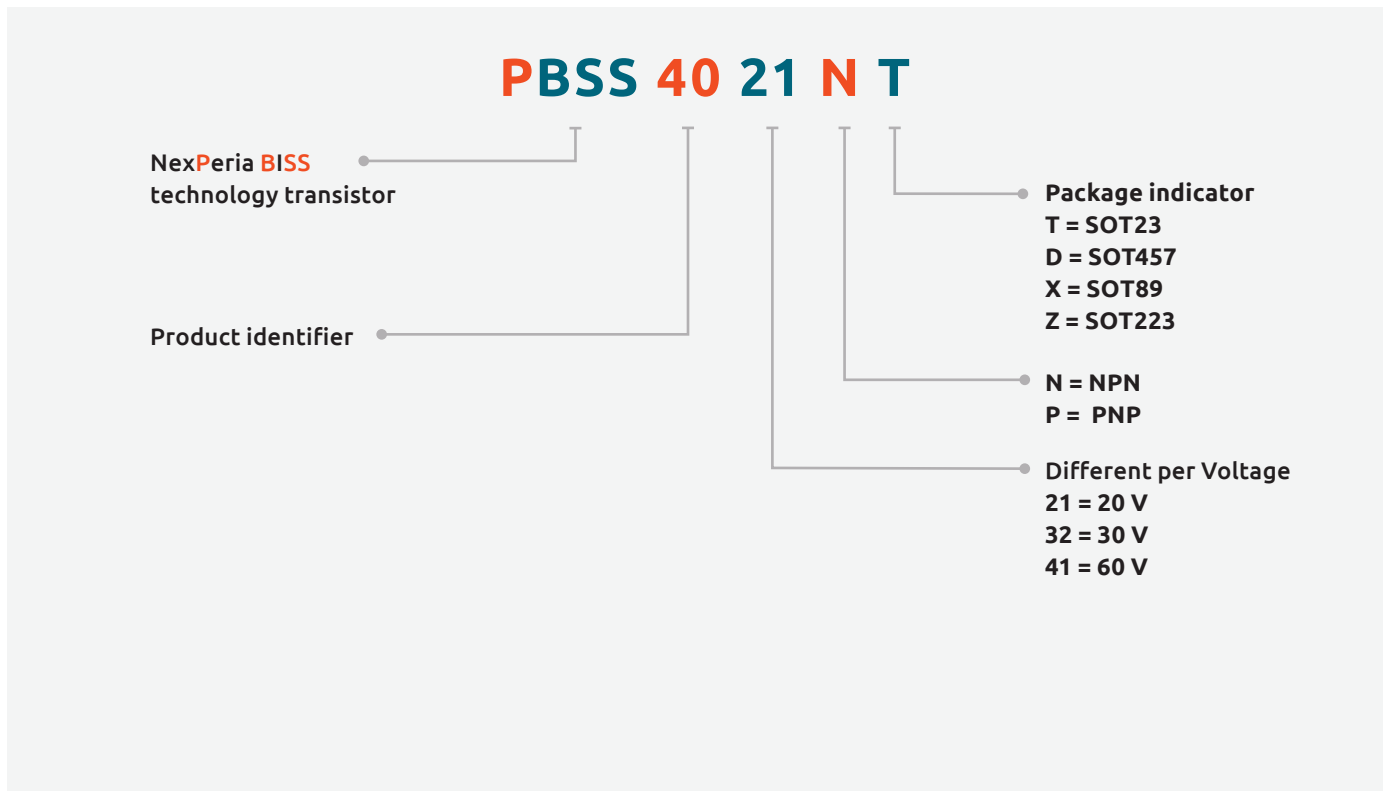
Low VCEsat transistors



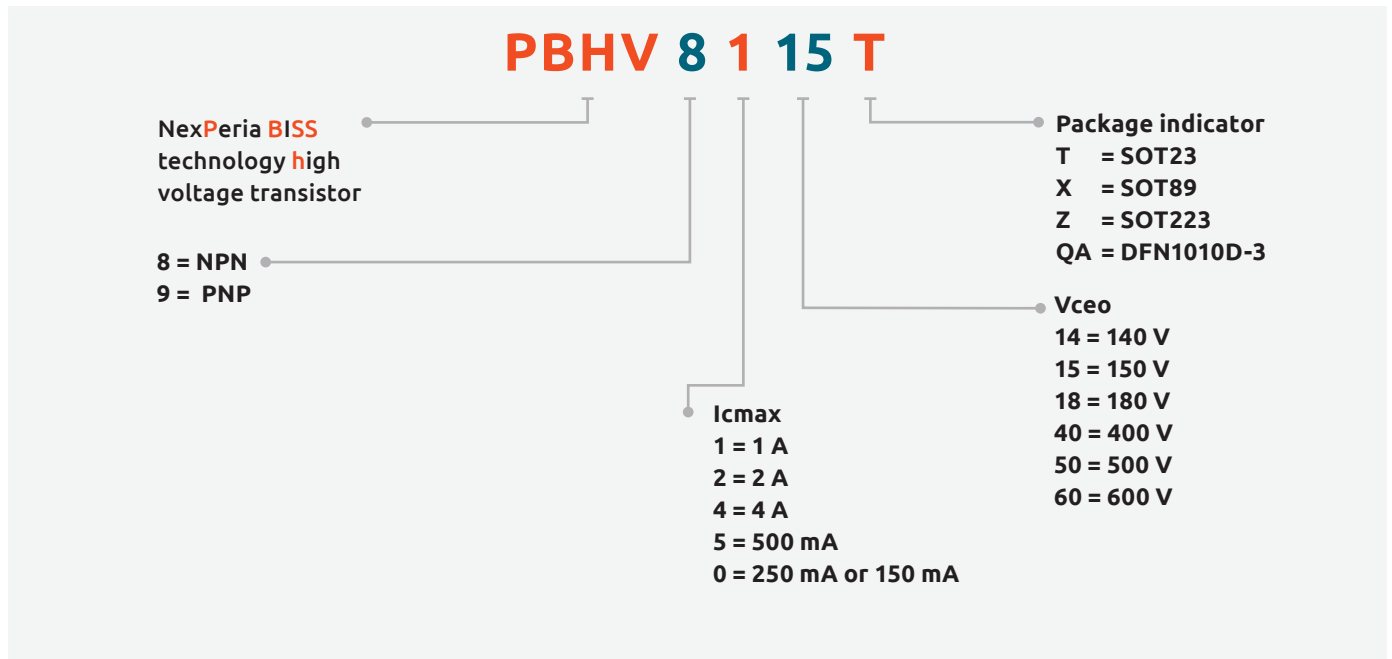
3rd generation Low VCEsat transistors



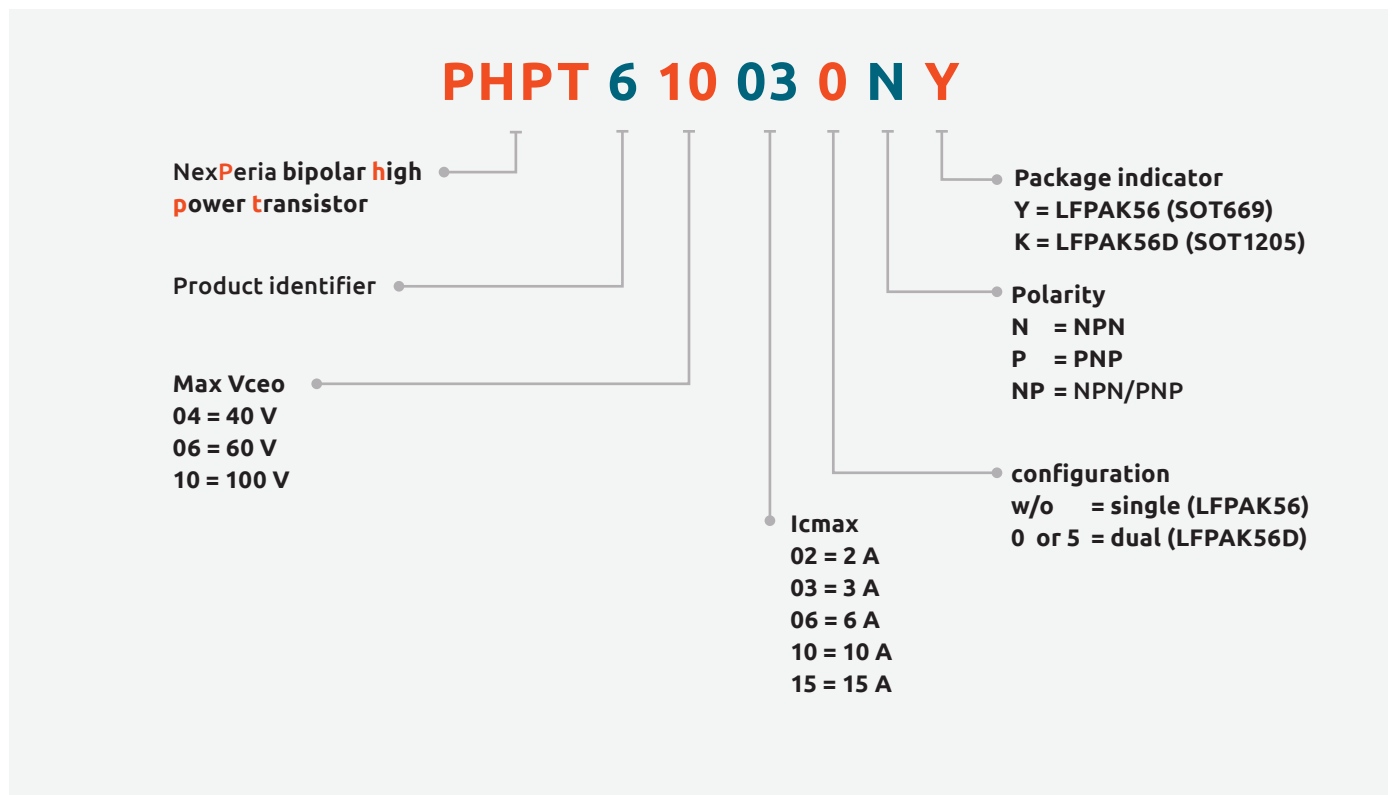
4th generation Low VCEsat transistors



High-voltage Low VCEsat transistors



Transistors in a LFPAK SMD package





| | |
|--|-----------|
| Zener diodes | 44 |
| General purpose Zener diodes | 44 |
| Zener diodes specifications | 45 |
| Switching diodes | 46 |
| General purpose, high speed switching diodes $\leq 90V$ | 46 |
| General purpose, high speed switching diodes 100V (Leaded SMD) | 47 |
| General purpose, high speed switching diodes 100V (Leadless DFN) | 47 |
| General purpose, switching diodes $\geq 100V$ | 48 |
| High performance switching diodes (175°C capable & superior power dissipation) | 48 |
| Controlled avalanche switching diodes | 49 |
| Low leakage current switching diodes | 49 |
| Recovery rectifiers | 50 |
| Recovery rectifiers | 50 |
| Nomenclature recovery rectifiers automotive grade types | 50 |
| Power SiGe rectifiers | 51 |
| Power SiGe rectifiers in clip-bond packages | 51 |
| Schottky diodes and rectifiers | 52 |
| General purpose Schottky diodes $\leq 250\text{ mA}$ | 52 |
| Low capacitance Schottky diodes | 53 |
| Schottky rectifiers - leadless DSN / DFN packages | 54 |
| Power Schottky rectifiers - clip-bond packages | 56 |
| Power Schottky rectifiers - clip-bond packages | 57 |
| Schottky rectifiers - leaded packages | 57 |
| Schottky rectifiers - leaded packages | 58 |
| Dual Schottky rectifiers - leaded / leadless DFN packages | 58 |
| Nomenclatures | 59 |

General purpose Zener diodes

Types in **bold** represent new products

| I_F max (mA) | P_{ZSM} (W) | V_Z nom (V) | V_Z tolerance | Note | Configuration | Series | Package | Automotive-qualified | Size (mm) | P_{tot} (mW) |
|----------------|---------------|---------------|-----------------|---------|---------------|-----------------------|------------------------|----------------------|--------------------|----------------|
| 500 | - | 3.3~24 | C | Europe | Single | 1N47xxA series | SOD66 (DO-41) | No | 4.8 x 2.6 x 0.81 | 1000 |
| | 60 | 3.6~75 | | | | BZX85 series | | | | |
| 250 | - | 2.1~36 | About 2% | Special | Single | NZX series | SOD27 (DO-35) | No | 4.25 x 1.85 x 0.56 | 400 |
| | 40 | 2.4~75 | B, C | Europe | | BZX79 series | | | | |
| 400 | 40 | 2.4~75 | C | Europe | Single | BZV90 series | SOT223 (SC-73) | Yes | 6.5 x 3.5 x 1.65 | 1500 |
| 250 | 40 | 2.4~75 | C | Europe | Single | BZV49 series | SOT89 (SC-62) | Yes | 4.5 x 2.5 x 1.5 | 1000 |
| 250 | 40 | 2.4~75 | B, C | Europe | Single | BZV55 series | SOD80C (MiniMelf) | No | 3.5 x 1.5 x 1.5 | 400 |
| 200 | 40 | 2.4~75 | B, C | Europe | Dual c.a. | BZB84 series | SOT23 | Yes | 2.9 x 1.3 x 1.0 | 250 |
| | | | A, B, C | | Single | BZX84 series | | | | |
| 250 | 30 | 5~6.8 | 0.2 V | Ave | Single | PLVA600A series | | | | |
| 250 | 40 | 2.4~75 | B, C | Europe | Single | BZT52 series | SOD123 | Yes | 2.7 x 1.6 x 1.2 | 550 |
| 200 | | 2.4~36 | B | Japan | | PDZ-GW series | | | | |
| 250 | - | 3.0~30 | About 2.5% | Special | Single | NZH series | SOD123F | Yes | 2.6 x 1.6 x 1.1 | 830 |
| | 40 | 2.4~75 | B, C | Europe | | BZT52H series | | | | |
| 200 | 40 | 10 | B2 | Japan | Dual isolated | PZU10DB2 series | SOT353 (SC-88A) | Yes | 2.0 x 1.25 x 0.95 | 300 |
| 200 | 40 | 2.4~15 | C | Europe | Dual c.a. | BZB784 series | SOT323 (SC-70) | Yes | 2.0 x 1.25 x 0.95 | 350 |
| 200 | 40 | 2.4~75 | B, C | Europe | Single | BZX84W series | | | | |
| 200 | 30 | 100 | C | Europe | Back-to-back | BZB100A | SOD323 (SC-76) | Yes | 1.7 x 1.25 x 0.95 | 300 |
| | 40 | 2.4~36 | B2 | Japan | Single | PDZ-B series | | | | |
| 250 | 40 | 2.4~75 | B, C | Europe | | Single | BZX384 series | | | |
| 200 | 40 | 2.4~36 | B, B1, B2, B3 | Japan | | PZUxBA series | | | | |
| 200 | 60 | 100 | C | Europe | | BZX100A | SOD323F (SC-90) | Yes | 1.7 x 1.25 x 0.7 | 550 |
| 200 | 40 | 2.4~36 | B, B1, B2, B3 | Japan | Single | PZUxB series | | | | |
| 250 | 40 | 2.4~75 | B, C | Europe | | BZX84J series | | | | |
| 200 | 40 | 2.4~75 | B, C | Europe | Single | BZX585 series | SOD523 (SC-79) | Yes | 1.2 x 0.8 x 0.6 | 300 |
| 200 | 40 | 2.4~75 | B, C | Europe | Single | BZX884 series | DFN1006-2 (SOD882) | Yes | 1.0 x 0.6 x 0.48 | 250 |
| | | 2.4~36 | B, B2 | Japan | | PZUxBL series | | | | |
| 200 | 40 | 2.4~75 | B, C | Europe | Single | BZX884S series | DFN1006BD-2 (SOD882BD) | Yes | 1.0 x 0.6 x 0.47 | 250 |
| 250 | 40 | 2.4~30 | B | Europe | Single | TDZxJ series | SOD323F | Yes | 1.7 x 1.25 x 0.7 | 500 |

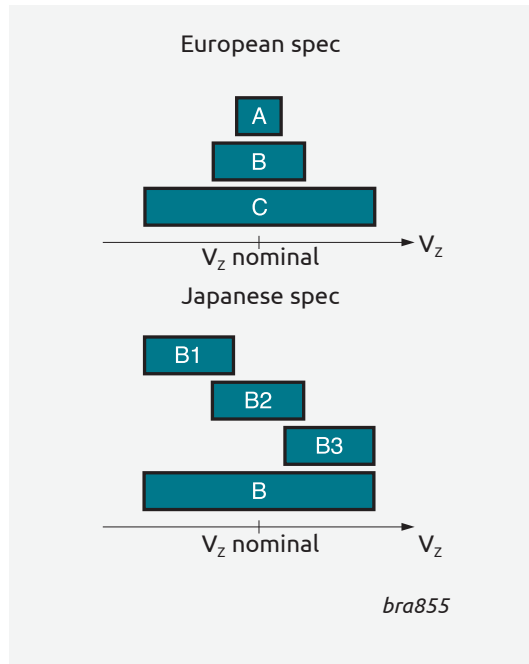
Notes:

Japan: B selection: app. 5% V_Z tolerance, B1, B2, B3 selections: app. 2% V_Z tolerance in sequential intervals
 Europe: A selection: app. 1% V_Z tolerance, B selection: app. 2% V_Z tolerance, C selection: app. 5% V_Z tolerance;
 the selections are in overlapping intervals

Ave: low-voltage avalanche regulator diodes
 Dual c.a.: dual common anode

Zener diodes specifications

Differences in Zener specifications



Japanese spec (PZU, PDZ)

| y = | B-series | B1-series | B2-series | B3-series |
|---------|---------------|---------------|---------------|---------------|
| | $\pm 5\%$ | $\pm 2\%$ | $\pm 2\%$ | $\pm 2\%$ |
| | V_z (V) | V_z (V) | V_z (V) | V_z (V) |
| PZU2.4y | 2.3 - 2.6 | - | - | - |
| PZU2.7y | 2.5 - 2.9 | 2.5 - 2.75 | 2.65 - 2.9 | - |
| PZU3.0y | 2.8 - 3.2 | 2.8 - 3.05 | 2.95 - 3.2 | - |
| PZU3.3y | 3.1 - 3.5 | 3.1 - 3.35 | 3.25 - 3.5 | - |
| PZU3.6y | 3.4 - 3.8 | 3.4 - 3.65 | 3.55 - 3.8 | - |
| PZU3.9y | 3.7 - 4.1 | 3.7 - 3.97 | 3.87 - 4.1 | - |
| PZU4.3y | 4.01 - 4.48 | 4.01 - 4.21 | 4.15 - 4.34 | 4.28 - 4.48 |
| PZU4.7y | 4.42 - 4.9 | 4.42 - 4.61 | 4.55 - 4.75 | 4.69 - 4.9 |
| PZU5.1y | 4.84 - 5.37 | 4.84 - 5.04 | 4.98 - 5.2 | 5.14 - 5.37 |
| PZU5.6y | 5.31 - 5.92 | 5.31 - 5.55 | 5.49 - 5.73 | 5.67 - 5.92 |
| PZU6.2y | 5.86 - 6.53 | 5.86 - 6.12 | 6.06 - 6.33 | 6.26 - 6.53 |
| PZU6.8y | 6.47 - 7.14 | 6.47 - 6.73 | 6.65 - 6.93 | 6.86 - 7.14 |
| PZU7.5y | 7.06 - 7.84 | 7.06 - 7.36 | 7.28 - 7.6 | 7.52 - 7.84 |
| PZU8.2y | 7.76 - 8.64 | 7.76 - 8.1 | 8.02 - 8.36 | 8.28 - 8.64 |
| PZU9.1y | 8.56 - 9.55 | 8.56 - 8.93 | 8.85 - 9.23 | 9.15 - 9.55 |
| PZU10y | 9.45 - 10.55 | 9.45 - 9.87 | 9.77 - 10.21 | 10.11 - 10.55 |
| PZU11y | 10.44 - 11.56 | 10.44 - 10.88 | 10.76 - 11.22 | 11.1 - 11.56 |
| PZU12y | 11.42 - 12.6 | 11.42 - 11.9 | 11.74 - 12.24 | 12.08 - 12.6 |
| PZU13y | 12.47 - 13.96 | 12.47 - 13.03 | 12.91 - 13.49 | 13.37 - 13.96 |
| PZU14y | - | - | 13.7 - 14.3 | - |
| PZU15y | 13.84 - 15.52 | 13.84 - 14.46 | 14.34 - 14.98 | 14.85 - 15.52 |
| PZU16y | 15.37 - 17.09 | 15.37 - 16.01 | 15.85 - 16.51 | 16.35 - 17.09 |
| PZU18y | 16.94 - 19.03 | 16.94 - 17.7 | 17.56 - 18.35 | 18.21 - 19.03 |
| PZU20y | 18.86 - 21.08 | 18.86 - 19.7 | 19.52 - 20.39 | 20.21 - 21.08 |
| PZU22y | 20.88 - 23.17 | 20.88 - 21.77 | 21.54 - 22.47 | 22.23 - 23.17 |
| PZU24y | 22.93 - 25.57 | 22.93 - 23.96 | 23.72 - 24.78 | 24.54 - 25.57 |
| PZU27y | 25.1 - 28.9 | - | - | - |
| PZU30y | 28 - 32 | - | - | - |
| PZU33y | 31 - 35 | - | - | - |
| PZU36y | 34 - 38 | - | - | - |

European spec (BZV, BZX, BZB, 1N47)

| y = | C-series | B-series | A-series |
|------------|-------------|-------------|---------------|
| | $\pm 5\%$ | $\pm 2\%$ | $\pm 1\%$ |
| | V_z (V) | V_z (V) | V_z (V) |
| BZX84-y2V4 | 2.2 - 2.6 | 2.35 - 2.45 | 2.37 - 2.43 |
| BZX84-y2V7 | 2.5 - 2.9 | 2.65 - 2.75 | 2.67 - 2.73 |
| BZX84-y3V0 | 2.8 - 3.2 | 2.94 - 3.06 | 2.97 - 3.03 |
| BZX84-y3V3 | 3.1 - 3.5 | 3.23 - 3.37 | 3.26 - 3.34 |
| BZX84-y3V6 | 3.4 - 3.8 | 3.53 - 3.67 | 3.56 - 3.64 |
| BZX84-y3V9 | 3.7 - 4.1 | 3.82 - 3.98 | 3.86 - 3.94 |
| BZX84-y4V3 | 4 - 4.6 | 4.21 - 4.39 | 4.25 - 4.35 |
| BZX84-y4V7 | 4.4 - 5 | 4.61 - 4.79 | 4.65 - 4.75 |
| BZX84-y5V1 | 4.8 - 5.4 | 5 - 5.2 | 5.04 - 5.16 |
| BZX84-y5V6 | 5.2 - 6 | 5.49 - 5.71 | 5.54 - 5.66 |
| BZX84-y6V2 | 5.8 - 6.6 | 6.08 - 6.32 | 6.13 - 6.27 |
| BZX84-y6V8 | 6.4 - 7.2 | 6.66 - 6.94 | 6.73 - 6.87 |
| BZX84-y7V5 | 7 - 7.9 | 7.35 - 7.65 | 7.42 - 7.58 |
| BZX84-y8V2 | 7.7 - 8.7 | 8.04 - 8.36 | 8.11 - 8.29 |
| BZX84-y9V1 | 8.5 - 9.6 | 8.92 - 9.28 | 9 - 9.2 |
| BZX84-y10 | 9.4 - 10.6 | 9.8 - 10.2 | 9.9 - 10.1 |
| BZX84-y11 | 10.4 - 11.6 | 10.8 - 11.2 | 10.8 - 11.11 |
| BZX84-y12 | 11.4 - 12.7 | 11.8 - 12.2 | 11.88 - 12.12 |
| BZX84-y13 | 12.4 - 14.1 | 12.7 - 13.3 | 12.87 - 13.13 |
| BZX84-y15 | 13.8 - 15.6 | 14.7 - 15.3 | 14.85 - 15.15 |
| BZX84-y16 | 15.3 - 17.1 | 15.7 - 16.3 | 15.84 - 16.16 |
| BZX84-y18 | 16.8 - 19.1 | 17.6 - 18.4 | 17.82 - 18.18 |
| BZX84-y20 | 18.8 - 21.2 | 19.6 - 20.4 | 19.8 - 20.2 |
| BZX84-y22 | 20.8 - 23.3 | 21.6 - 22.4 | 21.78 - 22.22 |
| BZX84-y24 | 22.8 - 25.6 | 23.5 - 24.5 | 23.76 - 24.24 |
| BZX84-y27 | 25.1 - 28.9 | 26.5 - 27.5 | 26.73 - 27.27 |
| BZX84-y30 | 28 - 32 | 29.4 - 30.6 | 29.70 - 30.30 |
| BZX84-y33 | 31 - 35 | 32.3 - 33.7 | 32.67 - 33.33 |
| BZX84-y36 | 34 - 38 | 35.3 - 36.7 | 35.64 - 36.36 |
| BZX84-y39 | 37 - 41 | 38.2 - 39.8 | 38.61 - 39.39 |
| BZX84-y43 | 40 - 46 | 42.1 - 43.9 | 42.57 - 43.43 |
| BZX84-y47 | 44 - 50 | 46.1 - 47.9 | - |
| BZX84-y51 | 48 - 54 | 50 - 52 | 50.49 - 51.51 |
| BZX84-y56 | 52 - 60 | 54.9 - 57.1 | - |
| BZX84-y62 | 58 - 66 | 60.8 - 63.2 | - |
| BZX84-y68 | 64 - 72 | 66.6 - 69.4 | - |
| BZX84-y75 | 70 - 79 | 73.5 - 76.5 | 74.25 - 75.75 |




















NZX-series in SOD27

| | V_z (V) | | V_z (V) | | V_z (V) |
|---------|-----------|---------|---------------|--------|---------------|
| NZX2V1B | 2.0 - 2.2 | NZX6V2D | 6.1 - 6.4 | NZX14C | 13.8 - 14.3 |
| NZX2V4A | 2.3 - 2.5 | NZX6V2E | 6.3 - 6.6 | NZX15A | 14.1 - 14.7 |
| NZX2V4B | 2.4 - 2.6 | NZX6V8A | 6.4 - 6.7 | NZX15B | 14.5 - 15.1 |
| NZX2V7A | 2.5 - 2.7 | NZX6V8B | 6.6 - 6.9 | NZX15C | 14.9 - 15.5 |
| NZX2V7B | 2.6 - 2.8 | NZX6V8C | 6.7 - 7 | NZX15X | 14.35 - 15.09 |
| NZX2V7C | 2.7 - 2.9 | NZX6V8D | 6.9 - 7.2 | NZX16A | 15.3 - 15.9 |
| NZX3V0A | 2.8 - 3 | NZX7V5A | 7 - 7.3 | NZX16B | 15.7 - 16.5 |
| NZX3V0B | 2.9 - 3.1 | NZX7V5B | 7.2 - 7.6 | NZX16C | 16.3 - 17.1 |
| NZX3V0C | 3 - 3.2 | NZX7V5C | 7.3 - 7.7 | NZX18A | 16.9 - 17.7 |
| NZX3V3A | 3.1 - 3.3 | NZX7V5D | 7.5 - 7.9 | NZX18B | 17.5 - 18.3 |
| NZX3V3B | 3.2 - 3.4 | NZX7V5X | 7.07 - 7.45 | NZX18C | 18.1 - 19 |
| NZX3V3C | 3.3 - 3.5 | NZX8V2A | 7.7 - 8.1 | NZX20A | 18.8 - 19.7 |
| NZX3V6A | 3.4 - 3.6 | NZX8V2B | 7.9 - 8.3 | NZX20B | 19.5 - 20.4 |
| NZX3V6B | 3.5 - 3.7 | NZX8V2C | 8.1 - 8.5 | NZX20C | 20.2 - 21.2 |
| NZX3V6C | 3.6 - 3.8 | NZX8V2D | 8.3 - 8.7 | NZX22A | 20.9 - 21.9 |
| NZX3V9A | 3.7 - 3.9 | NZX9V1A | 8.5 - 8.9 | NZX22B | 21.6 - 22.6 |
| NZX3V9B | 3.8 - 4 | NZX9V1B | 8.7 - 9.1 | NZX22C | 22.3 - 23.3 |
| NZX3V9C | 3.9 - 4.1 | NZX9V1C | 8.9 - 9.3 | NZX24A | 22.9 - 24 |
| NZX4V3A | 4 - 4.2 | NZX9V1D | 9.1 - 9.5 | NZX24B | 23.6 - 24.7 |
| NZX4V3B | 4.1 - 4.3 | NZX9V1E | 9.3 - 9.7 | NZX24C | 24.3 - 25.5 |
| NZX4V3C | 4.2 - 4.4 | NZX10A | 9.5 - 9.9 | NZX24X | 22.61 - 23.77 |
| NZX4V3D | 4.3 - 4.5 | NZX10B | 9.7 - 10.1 | NZX27A | 25.2 - 26.6 |
| NZX4V7A | 4.4 - 4.6 | NZX10C | 9.9 - 10.3 | NZX27B | 26.2 - 27.6 |
| NZX4V7B | 4.5 - 4.7 | NZX10D | 10.2 - 10.6 | NZX27C | 27.2 - 28.6 |
| NZX4V7C | 4.6 - 4.8 | NZX11A | 10.4 - 10.8 | NZX27X | 26.99 - 28.39 |
| NZX4V7D | 4.7 - 4.9 | NZX11B | 10.7 - 11.1 | NZX30A | 28.2 - 29.6 |
| NZX5V1A | 4.8 - 5 | NZX11C | 10.9 - 11.3 | NZX30B | 29.2 - 30.6 |
| NZX5V1B | 4.9 - 5.1 | NZX11D | 11.1 - 11.6 | NZX30C | 30.2 - 31.6 |
| NZX5V1C | 5 - 5.2 | NZX12A | 11.4 - 11.9 | NZX30X | 29.02 - 30.51 |
| NZX5V1D | 5.1 - 5.3 | NZX12B | 11.6 - 12.1 | NZX33A | 31.2 - 32.6 |
| NZX5V6A | 5.2 - 5.5 | NZX12C | 11.9 - 12.4 | NZX33B | 32.2 - 33.6 |
| NZX5V6B | 5.3 - 5.6 | NZX12D | 12.2 - 12.7 | NZX33C | 33.2 - 34.5 |
| NZX5V6C | 5.4 - 5.7 | NZX12X | 11.44 - 12.03 | NZX36A | 34.2 - 35.7 |
| NZX5V6D | 5.5 - 5.8 | NZX13A | 12.4 - 12.9 | NZX36B | 35.3 - 36.8 |
| NZX5V6E | 5.6 - 5.9 | NZX13B | 12.6 - 13.1 | NZX36C | 36.4 - 38 |
| NZX6V2A | 5.7 - 6 | NZX13C | 12.9 - 13.4 | NZX36X | 35.36 - 37.19 |
| NZX6V2B | 5.8 - 6.1 | NZX14A | 13.2 - 13.7 | | |
| NZX6V2C | 6 - 6.3 | NZX14B | 13.5 - 14 | | |

Diodes

Switching diodes

General purpose, high speed switching diodes <= 90V

| V_R max (V) | V_F max (V) | I_F (mA) | I_R max (mA) | V_R (V) | t_{rr} max (ns) | Package | Automotive-qualified | | | | | | | |
|----------------|---------------|------------|----------------|------------|-------------------|---|---|---|---|---|---|---|---|---|
| | | | | | | | SOD80C (MiniMelf) | SOT23 | SOT143B | SOT323 (SC-70) | SOT363 (SC-88) | DFN1412-6 (SOT1268) | DFN1010D-3 (SOT1215) | DFN1006-3 (SOT883) |
| | | | | | | |  |  |  |  |  |  |  |  |
| | | | | | | | Size (mm) | 3.5 x 1.5 x 1.5 | 2.9 x 1.3 x 1.0 | 2.9 x 1.3 x 1.0 | 2.0 x 1.25 x 0.95 | 2.0 x 1.25 x 0.95 | 1.4 x 1.2 x 0.5 | 1.1 x 1.0 x 0.37 |
| P_{tot} (mW) | 400 | 250 | 250 | 200 | 350 | 480 | 325 | 250 | | | | | | |
| 50 | 1 | 50 | 100 | 50 | 4 |  | | BAL74 | | | | | | |
| | | | | | |  | | BAV74 | | | | | | |
| 70 | 1 | 50 | 1000 | 70 | 4 |  | | BAL99 | | | | | | |
| 75 | 1 | 50 | 1000 | 75 | 4 |  | | | BAS28 | | | | | |
| | | 100 | 5000 | 75 | 4 |  | BAS32L | | | | | | | |
| 80 | 1 | 50 | 500 | 80 | 4 |  | | | | 1P5300 | | | | |
| | | | | | |  | | | | 1P5301 | | | | |
| | | | | | |  | | | | 1P5302 | | | | |
| 90 | 1 | 50 | 500 | 80 | 4 |  | | BAW56 | | BAW56W | | | BAW56QA | BAW56M |
| | | | | | |  | | | | | BAW56S | BAW56SRA | | |
| | | | | | |  | | | | | BAW756S | | | |

General purpose, high speed switching diodes 100V (Leaded SMD)

| V_R max (V) | V_F max (V) | I_F (mA) | I_R max (mA) | t_{rr} max (ns) | Package | Automotive-qualified | | | | | | | |
|---------------|---------------|------------|----------------|-------------------|----------------|----------------------|-----------------|-----------------|-------------------|-------------------|-------------------|------------------|-----------------|
| | | | | | | SOT23 | SOD123 | SOD123F | SOT323 (SC-70) | SOT363 (SC-88) | SOD323 (SC-76) | SOD323F (SC-90) | SOD523 (SC-79) |
| 100 | 1 | 50 | 500 | 80 | | | | | | | | | |
| | | | | | Size (mm) | 2.9 x 1.3 x 1.0 | 2.7 x 1.6 x 1.2 | 2.6 x 1.6 x 1.1 | 2.0 x 1.25 x 0.95 | 2.0 x 1.25 x 0.95 | 1.7 x 1.25 x 0.95 | 1.7 x 1.25 x 0.7 | 1.2 x 0.8 x 0.6 |
| | | | | | P_{tot} (mW) | 250 | 380 | 375 | 200 | 300 | 300 | 300 | 250 |
| | | | | | | | BAS16GW | BAS16H | | | BAS316 | BAS16J | BAS516 |
| | | | | | | BAS16 | | | BAS16W | | | | |
| | | | | | | | | | | BAS16VY | | | |
| | | | | | | BAV70 | | | BAV70W | | | | |
| | | | | | | | | | | BAV70S | | | |
| | | | | | | BAV99 | | | BAV99W | | | | |
| | | | | | | | | | | BAV99S | | | |

General purpose, high speed switching diodes 100V (Leadless DFN)
































Types in **bold** represent new products

| V_R max (V) | V_F max (V) | I_F (mA) | I_R max (mA) | t_{rr} max (ns) | Package | Automotive-qualified | | | | | | | |
|---------------|---------------|------------|----------------|-------------------|----------------|----------------------|----------------------|--------------------|--------------------|----------------------|------------------------|----------------------|----------------------|
| | | | | | | DFN1412-6 (SOT1268) | DFN1010D-3 (SOT1215) | DFN1006-2 (SOD882) | DFN1006-3 (SOT883) | DFN1006D-2 (SOD882D) | DFN1006BD-2 (SOD882BD) | DFN1110D-3 (SOT8015) | DFN1412D-3 (SOT8009) |
| 100 | 1 | 50 | 500 | 80 | | | | | | | | | |
| | | | | | Size (mm) | 1.4 x 1.2 x 0.5 | 1.1 x 1.0 x 0.37 | 1.0 x 0.6 x 0.48 | 1.0 x 0.6 x 0.48 | 1.0 x 0.6 x 0.37 | 1.0 x 0.6 x 0.48 | 1.1 x 1.0 x 0.47 | 1.4 x 1.2 x 0.47 |
| | | | | | P_{tot} (mW) | 480 | 325 | 250 | 250 | 250 | 250 | | |
| | | | | | | | | BAS16L | | BAS16LD | BAS16LS | | |
| | | | | | | | BAS16QA | | | | | BAS16QB | BAS16QC |
| | | | | | | | BAV70QA | | BAV70M | | | | |
| | | | | | | BAV70SRA | | | | | | | |
| | | | | | | | BAV99QA | | | | | | |
| | | | | | | | | | | | | | |

Switching diodes



General purpose, switching diodes >= 100V

Types in **bold** represent new products

| | | | | | | | Automotive-qualified | | | | | | | | | | | | | | | | |
|---------------|---------------|--------------|----------------|-------------|-------------------|---|---|---|---|---|---|---|---|--|---|---|---|---|---|---|------------------|------------|----------------|
| V_R max (V) | V_F max (V) | @ I_F (mA) | I_R max (nA) | @ V_R (V) | t_{rr} max (ns) | Package | SOD80C (MiniMelf) | SOT457 (SC-74) | SOT23 | SOT143B | SOD123 | SOD123F | SOT323 (SC-70) | SOT353 (SC-88A) | SOT363 (SC-88) | SOD323 (SC-76) | SOD323F (SC-90) | SOD523 (SC-79) | DFN1006D-2 (SOD882(D)) | DFN1010D-3 (SOT1215) | | | |
| | | | | | | |  |  |  |  |  |  |  |  |  |  |  |  |  |  | | | |
| | | | | | | | Size (mm) | 3.5 x 1.5 x 1.5 | 2.9 x 1.5 x 1.0 | 2.9 x 1.3 x 1.0 | 2.9 x 1.3 x 1.0 | 2.7 x 1.6 x 1.2 | 2.6 x 1.6 x 1.1 | 2.0 x 1.25 x 0.95 | 2.0 x 1.25 x 0.95 | 2.0 x 1.25 x 0.95 | 1.7 x 1.25 x 0.95 | 1.7 x 1.25 x 0.7 | 1.2 x 0.8 x 0.6 | 1.0 x 0.6 x 0.48 (1.0 x 0.6 x 0.37) | 1.1 x 1.0 x 0.37 | | |
| | | | | | | | P_{tot} (mW) | 400 | 250 | 250 | 250 | 380 | 375 | 200 | 255 | 300 | 300 | 300 | 250 | 250 | 250 | 325 | |
| 100 | 1 | 100 | 100 | 100 | 50 |  | | | BAS19 | | | | | | | | | | | | | | |
| 150 | 1 | 100 | 100 | 150 | 50 |  | BAV102 | | | | | | | | | | | | | | | | |
| | | | | | |  | | | BAS20 | | | | | | | | | | | | | | |
| | | | | 150 | 50 |  | BAV103 | | | | BAS21GW | BAS21H | | | | BAS321 | BAS321J | BAS521B | BAS21LL (LD) | BAV21QA | | | |
| | | | | | |  | | | BAS21 | | | | BAS21W | | | | | | | | | | |
| | | | | | |  | | | | BAV23 | | | | | | | | | | | | | |
| | | | | | |  | | | | | | | | BAS21PG | | | | | | | | | |
| 200 | 1 | 100 | 100 | 200 | 50 |  | | | BAV23A | | | | BAS21AW | | | | | | | | | | |
| | | | | | |  | | | BAV23C | | | | | | | | | | | | | | BAV23QA |
| | | | | | |  | | | BAV23S | | | | BAS21SW | | | | | | | | | | |
| | | | | | |  | | BA-S21AVD | | | | | | | | | | | | | | | |
| | | | | | |  | | BAS21VD | | | | | | | | | | | | | | | |
| | | | | | |  | | | | | | | | | | BAS21J | BAS521 | | | | | | |
| 300 | 1.1 | 100 | 150 | 250 | 50 |  | | | BAS101 | | | | | | | | | | | | | | |
| | | | | | |  | | | BAS101S | | | | | | | | | | | | | | |
| | | | | | |  | | | | BAW101 | | | | | | | | | | | | | |
| | | | | | |  | | | | | | | | | BAW101S | | | | | | | | |

High performance switching diodes (175°C capable & superior power dissipation)


















Types in **bold** represent new products

| | | | | | | | Automotive-qualified | |
|---------------|---------------|--------------|----------------|-------------|-------------------|---|---|--|
| V_R max (V) | V_F max (V) | @ I_F (mA) | I_R max (nA) | @ V_R (V) | t_{rr} max (ns) | Package | SOT23 | |
| | | | | | | |  | |
| | | | | | | Size (mm) | 2.9 x 1.3 x 1.0 | |
| | | | | | | P_{tot} (mW) | 300 | |
| 100 | 1 | 50 | 500 | 80 | 4 |  | BAS16TH | |
| 200 | 1 | 100 | 100 | 200 | 50 | | BAS21TH | |

Controlled avalanche switching diodes

| V_R max (V) | V_F max (V) | @ I_F (mA) | I_R max (nA) @ V_R max | I_{FSM} max (A) | I_{FRM} max (mA) | C_j max (pF) | t_{rr} max (ns) | Package | Automotive-qualified | |
|----------------|---------------|--------------|-------------------------------|-------------------|--------------------|----------------|-------------------|---|---|---|
| | | | | | | | | | SOT23 | SOT143B |
| | | | | | | | | |  |  |
| | | | | | | | | | Size (mm) | 2.9 x 1.3 x 1.0 |
| P_{tot} (mW) | 250 | 250 | | | | | | | | |
| 60 | 1 | 200 | 100 | 9 | 600 | 2.5 | 6 |  | | BAS56 |
| 90 | 1 | 200 | 100 | 10 | 600 | 35 | 50 |  | BAS29 | |
| | | | | | | | |  | BAS31 | |
| | | | | | | | |  | BAS35 | |




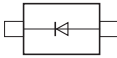
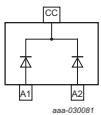

Low leakage current switching diodes

| V_R max (V) | V_F max (V) | @ I_F (mA) | I_R max (nA) @ V_R max | t_{rr} max (μ s) | Package | Automotive-qualified | | | | | | | | | | |
|----------------|---------------|--------------|-------------------------------|-------------------------|---|--|--|--|--|--|--|---|--|--|--|--|
| | | | | | | SOD80C (MiniMelf) | SOD68 (DO-34) | SOT23 | SOD123 | SOD123F | SOT323 (SC-70) | SOD323 (SC-76) | SOD523 (SC-79) | DFN1010D-3 (SOT1215) | DFN1006-3 (SOT883) | DFN1006-2 (SOD882) |
| | | | | | |  |  |  |  |  |  |  |  |  |  |  |
| | | | | | | Size (mm) | 3.5 x 1.5 x 1.5 | 3.04 x 1.6 x 0.55 | 2.9 x 1.3 x 1.0 | 2.7 x 1.6 x 1.2 | 2.6 x 1.6 x 1.1 | 2.0 x 1.25 x 0.95 | 1.7 x 1.25 x 0.95 | 1.2 x 0.8 x 0.6 | 1.1 x 1.0 x 0.37 | 1.0 x 0.6 x 0.48 |
| P_{tot} (mW) | 400 | 300 | 250 | 380 | 375 | 250 | 250 | 250 | 305 | 250 | 250 | | | | | |
| 75 | 1 | 10 | 5 | 3 |  | | | | BAS116GW | BAS116H | | BAS416 | BAS716 | | | BAS116L |
| | | | | |  | | BAS116 | | | | | | BAS116QA | | | |
| | | | | |  | | BAV199 | | | BAV199W | | | | | | |
| | | | | |  | | BAW156 | | | | | | | | | |
| 125 | 1 | 100 | 1 | 1.5 typ |  | BAS45AL | BAS45A | | | | | | | | | |
| | | | | |  | | | | | | | | | | | |

Recovery rectifiers

Recovery rectifiers

Types in **bold** represent new products

| V_r max (V) | V_r max (V) | $(@) I_F$ (A) | I_R max (μ A) | $(@) V_R$ (V) | t_{rr} max (ns) | Package | Automotive-qualified | | |
|---------------|---------------|---------------|----------------------|---------------|-------------------|---|--|---|---|
| | | | | | | | CFP5 (SOD128) | CFP3 (SOD123W) | CFP15B (SOT1289B) |
| | | | | | | |  |  |  |
| | | | | | | Size (mm) | 3.8 x 2.5 x 1.0 | 2.6 x 1.7 x 1.0 | 5.8 x 4.3 x 0.95 |
| | | | | | | P_{tot} (mW) @ 1cm ² | 1050 | 950 | 2150 |
| 200 | 0.93 | 1 | 0.2 | 200 | 25 |  | | PNE20010ER | |
| | 0.98 | 2 | 0.2 | 200 | 25 | | | PNE20020ER | |
| | 0.95 | 2 | 1 | 200 | 25 | | PNE20020EP | | |
| | 0.98 | 3 | 1 | 200 | 30 | | PNE20030EP | | |
| | 0.94 | 2x3 | 1 | 200 | 30 |  | | | PNE20060CPE |
| | 0.95 | 2x4 | 1 | 200 | 30 | | | | PNE20080CPE |
| | 0.95 | 2x5 | 1 | 200 | 30 | | | | PNE200100CPE |
| 400 | 1.1 | 1 | 1 | 400 | 1800 |  | | PNS40010ER | |

Nomenclature recovery rectifiers automotive grade types

PNE 200 10 E R

Recovery time indicator:

- PNE** - hyperfast recovery time
- PNU - ultrafast recovery time
- PNS - standard recovery time

Max. reverse voltage:

- 200** = 200 V
- 400 = 400 V
- 600 = 600 V

Cont. Forward current:

- 10** = 1.0 A
- 20 = 2.0 A
- 50 = 5.0 A
- 100 = 10.0 A

Package indicator:

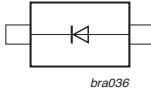


- R** = CFP3 (SOD123W)
- P = CFP5 (SOD128)
- PE = CFP15B (SOT1289B)

configuration:

- E** = single
- C = dual common cathode






Power SiGe rectifiers in clip-bond packages

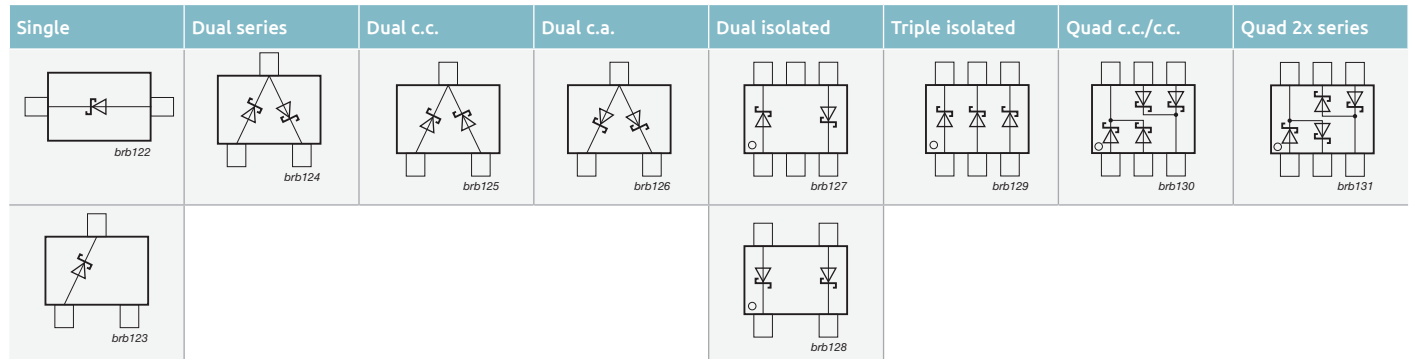
Types in **bold** represent new products








| V_R max (V) | I_F max (A) | V_F max (mV) @ I_F max | I_R max (μA) @ V_R max | Package  | Automotive-qualified | |
|---------------|---------------|-------------------------------|-------------------------------|--|---|--|
| | | | | | CFP5 (SOD128)  | CFP3 (SOD123W)  |
| | | | | | Size (mm) | |
| | | | | | P_{tot} (mW) @ 1 cm ² | |
| 120 | 1 | 840 | 0.03 | | | |
| | 2 | | | | | |
| | 3 | | | | | |
| 150 | 1 | 850 | 0.03 | | | PMEG120G10ELR |
| | 2 | | | | PMEG120G20ELP | PMEG120G20ELR |
| | 3 | | | | PMEG120G30ELP | |
| 200 | 1 | 880 | 0.03 | | | PMEG150G10ELR |
| | 2 | | | | PMEG150G20ELP | PMEG150G20ELR |
| | 3 | | | | PMEG150G30ELP | |
| | | | | | PMEG200G10ELR | |
| | | | | | PMEG200G20ELP | PMEG200G20ELR |
| | | | | | PMEG200G30ELP | |

Diodes







General purpose Schottky diodes <= 250 mA

| I_F max (mA) | V_R max (V) | V_F max (mV) | @ I_F (mA) | I_R max (μA) | @ V_R (V) | Package | SOD80C (MiniMelf) | SOD68 (DO-34) | SOT23 | SOT143B | SOD123 |
|----------------|---------------|----------------|--------------|-----------------|-----------------|-----------------|---|--|---|---|---|
| | | | | | | |  |  |  |  |  |
| | | | | | | | Size (mm) | 3.5 x 1.5 x 1.5 | 3.04 x 1.6 x 0.55 | 2.9 x 1.3 x 1.0 | 2.9 x 1.3 x 1.0 |
| P_{tot} (mW) | 300 | 500 | 250 | 250 | 357 | | | | | | |
| 70 | 70 | 750 | 10 | 0.1 | 50 | Single | | | BAS70 | | |
| | | | | | | Dual series | | | BAS70-04 | | |
| | | | | | | Dual c.c. | | | BAS70-05 | | |
| | | | | | | Dual c.a. | | | BAS70-06 | | |
| | | | | | | Dual isolated | | | | BAS70-07 | |
| | | | | | | Triple isolated | | | | | |
| 120 | 40 | 370 | 1 | 0.5 | 30 | Single | | | | | |
| | | | | | | Single | | | BAS40 | | |
| | | | | | | Dual series | | | BAS40-04 | | |
| | | | | | | Dual c.c. | | | BAS40-05 | | |
| | | | | | | Dual c.a. | | | BAS40-06 | | |
| | | | | | | Dual isolated | | | | BAS40-07 | |
| 200 | 30 | 300 | 10 | 30 | 10 | Single | | | | | |
| | | | | | | Single | | | BAT754 | | |
| | | | | | | Dual series | | | BAT754S | | |
| | | 340 | 10 | 2 | 25 | Dual c.c. | | | BAT754C | | |
| | | | | | | Dual c.a. | | | BAT754A | | |
| | | | | | | Triple isolated | | | | | |
| | 400 | 10 | 2 | 25 | Single | BAS85 | BAT85 | BAT54 | | BAT54GW | |
| | | | | | Dual series | | | BAT54S | | | |
| | | | | | Dual c.c. | | | BAT54C | | | |
| | | | | | Dual c.a. | | | BAT54A | | | |
| | | | | | Dual isolated | | | | BAT74 | | |
| | | | | | Triple isolated | | | | | | |
| 40 | 500 | 200 | 30 | 10 | Single | | | | | | |
| | | | | | Single | | | | | | |
| | | | | | Single | | | BAT721 | | | |
| | 300 | 10 | 15 | 30 | Dual series | | | BAT721S | | | |
| | | | | | Dual c.c. | | | BAT721C | | | |
| | | | | | Dual c.a. | | | BAT721A | | | |
| 360 | 10 | 0.5 | 25 | Single | | | | | | | |
| | | | | Single | | | | | | | |
| | | | | Dual series | | | | | | | |
| 420 | 30 | 0.5 | 25 | Dual c.c. | | | | | | | |
| | | | | Dual c.a. | | | | | | | |
| | | | | Triple isolated | | | | | | | |
| 250 | 100 | 850 | 250 | 4 | 75 | Single | BAS86 | BAT86 | | | |
| | | | | | | Single | | | | | BAT46GW |






| Automotive-qualified | | | | | | | |
|---|---|---|---|--|---|---|--|
| SOD123F | SOT323 (SC-70) | SOT363 (SC-88) | SOD323F (SC-90) | SOD323 (SC-76) | SOD523 (SC-79) | DFN1006-2 (SOD882)/ DFN1006-3 (SOT883) | |
|  |  |  |  |  |  |  | |
| 2.6 x 1.6 x 1.1 | 2.0 x 1.25 x 0.95 | 2.0 x 1.25 x 0.95 | 1.7 x 1.25 x 0.7 | 1.7 x 1.25 x 0.95 | 1.2 x 0.8 x 0.6 | 1.0 x 0.6 x 0.48 | |
| 375 | 250 | 300 | 385 | 400 | 275 | 250 | |
| BAS70H | BAS70W BAS70-04W BAS70-05W BAS70-06W | BAS70-07S BAS70XY | | 1PS76SB70 | 1PS79SB70 | BAS70L | |
| BAS40H | BAS40W BAS40-04W BAS40-05W BAS40-06W | 1PS88SB48 BAS40XY | | RB751V40 1PS76SB40 | RB751S40 1PS79SB40 | RB751CS40 BAS40L | |
| BAT54H | BAT54W BAT54SW BAT54CW BAT54AW | BAT754L BAT74S BAT54XY | BAT54J | 1PS76SB10 | 1PS79SB10 | BAT54L BAT54CM | |
| BAT46WH | BAT854W BAT854SW BAT854CW BAT854AW | | BAT46WJ | 1PS76SB21 | RB521S30 RB520S30 1PS79SB30 | RB521CS30L RB520CS30L | |








Low capacitance Schottky diodes

| | | | | | | Automotive-qualified | | | | | | |
|-------------------------|------------------------|---|--|---------|---|---|---|---|---|---|------------------|--|
| I _F max (mA) | V _r max (V) | V _F max (mV) @ I _F (mA) | C _j max (pF) @ V _r = 0 V | Package | SOT23 | SOT323 (SC-70) | SOT363 (SC-88) | SOD323 (SC-76) | SOD523 (SC-79) | DFN1006-2 (SOD882) | | |
| | | | | |  |  |  |  |  |  | | |
| | | | | | Size (mm) | 2.9 x 1.3 x 1.0 | 2.0 x 1.25 x 0.95 | 2.0 x 1.25 x 0.95 | 1.7 x 1.25 x 0.95 | 1.2 x 0.8 x 0.6 | 1.0 x 0.6 x 0.48 | |
| | | | | | P _{tot} (mW) | 250 | 250 | 300 | 400 | 500 | 250 | |
| 30 | 4 | 450 | 1 | 1 | Single | BAT17 | | | 1PS76SB17 | 1PS79SB17 | | |
| | | | | | Triple isolated | | | | | | | |
| | | | | | Dual series | PMBD353 PMBD354 ¹⁾ | | | | | | |
| | | | | | Single | | 1PS70SB82 | | | | 1PS10SB82 | |
| | 15 | 340 | 1 | 1 | Triple isolated | | | 1PS88SB82 | | | | |
| | | | | | Dual series | | 1PS70SB84 | | | | | |
| | | | | | Dual c.c. | | 1PS70SB85 | | | | | |
| | | | | | Dual c.a. | | 1PS70SB86 | | | | | |

¹⁾ Diodes have matched capacitance





Schottky rectifiers - leadless DSN / DFN packages

| I_F max (A) | V_R max (V) | V_F max (mV) @ I_F max | I_R max (mA) @ V_R max | Package | DSN0603-2 (SOD962) | DSN0603B-2 (SOD962B) | DSN1006-2 (SOD993) | | |
|---------------|---------------|-------------------------------|-------------------------------|--------------|---|---|---|------------------|--|
| | | | | |  |  |  | | |
| | | | | | Size (mm) | 0.6 x 0.3 x 0.3 | 0.6 x 0.3 x 0.2 | 1.0 x 0.6 x 0.28 | |
| | | | | | P_{tot} (mW) @ 1 cm ² | 525 | 525 | 1.000 | |
| | | | | Optimization | | | | | |
| 0.1 | 30 | 840 | 0.0008 | Low I_R | | | | | |
| 0.2 | 20 | 420 | 0.045 | Low V_F | PMEG2002AESF | PMEG2002AESFB | | | |
| | | 490 | 0.0035 | Low I_R | PMEG2002ESF | | | | |
| | 30 | 470 | 0.08 | Low V_F | PMEG3002AESF | | | | |
| | | 480 | 0.05 | low V_F | | | | | |
| | | 520 | 0.015 | Low I_R | | | | | |
| | 40 | 30 | 535 | 0.009 | Low I_R | PMEG3002ESF | | | |
| | | | 525 | 0.08 | Low V_F | PMEG4002AESF | | | |
| | | 40 | 600 | 0.0065 | Low I_R | PMEG4002ESF | | | |
| | | | 600 | 0.01 | low I_R | | | | |
| | 60 | 600 | 0.1 | low V_F | | | | | |
| 0.5 | 20 | 390 | 0.2 | low V_F | | | | | |
| | | 410 | 0.3 | low V_F | | | | | |
| | | 440 | 1.5 | low V_F | | | | | |
| | | 500 | 0.03 | low I_R | | | | | |
| | | 550 | 0.045 | Low V_F | PMEG2005AESF | | | | |
| | | 620 | 0.0035 | Low I_R | PMEG2005ESF | | | | |
| | 30 | 30 | 500 | 0.5 | low V_F | | | | |
| | | | 630 | 0.08 | Low V_F | PMEG3005AESF | | | |
| | | 30 | 670 | 0.015 | Low I_R | | | | |
| | | | 720 | 0.009 | Low I_R | PMEG3005ESF | | | |
| | 40 | 40 | 590 | 0.01 | low I_R | | | | |
| | | | 820 | 0.08 | Low V_F | PMEG4005AESF | | | |
| | | 40 | 880 | 0.0065 | Low I_R | PMEG4005ESF | | | |
| | | | | | | | | | |
| 1 | 20 | 375 | 1.9 | low V_F | | | | | |
| | | 415 | 0.6 | low V_F | | | | | |
| | | 490 | 0.2 | low V_F | | | | | |
| | 30 | 480 | 1.25 | Low V_F | | | PMEG3010AESB | | |
| | | 565 | 0.045 | Low I_R | | | PMEG3010ESB | | |
| | 40 | 505 | 0.115 | Low V_F | | | PMEG4010AESB | | |
| | | 600 | 0.02 | low I_R | | | | | |
| | | 610 | 0.04 | Low I_R | | | PMEG4010ESB | | |
| | 60 | 625 | 0.65 | Low V_F | | | PMEG6010AESB | | |
| | | 730 | 0.03 | Low I_R | | | PMEG6010ESB | | |
| 1.5 | 20 | 420 | 0.9 | low V_F | | | | | |
| | 40 | 610 | 0.03 | low I_R | | | | | |
| 2 | 20 | 420 | 1.9 | low V_F | | | | | |
| | | 450 | 0.9 | low V_F | | | | | |
| | 30 | 470 | 2.5 | low V_F | | | | | |
| | 40 | 535 | 0.1 | low V_F | | | | | |
| | | 530 | 0.2 | low V_F | | | | | |
| 60 | 575 | 0.25 | low V_F | | | | | | |

| Automotive-qualified | | | | | | | |
|---|---|---|---|--|---|---|-------------|
| DSN1006U-2 (SOD995) | DFN2020-3 (SOT1061) | DFN2020D-3 (SOT1061D) | DFN1608D-2 (SOD1608) | DFN1006-2 (SOD882) | DFN1006D-2 (SOD882D) | DFN0603-2 (SOD972E) | |
|  |  |  |  |  |  |  | |
| 1.0 x 0.6 x 0.28 | 2.0 x 2.0 x 0.62 | 2.0 x 2.0 x 0.62 | 1.6 x 0.8 x 0.37 | 1.0 x 0.6 x 0.48 | 1.0 x 0.6 x 0.37 | 0.63 x 0.33 x 0.25 | |
| 1.190 | 960 | 960 | 780 | 565 | 660 | 570 | |
| | | | | | | | PMEG3001EEF |
| | | | | PMEG3002AEL | PMEG3002AELD | | PMEG3002EEF |
| | | | | PMEG4002EL | PMEG4002ELD | | |
| | | | | PMEG6002EL | PMEG6002ELD | | |
| | | | PMEG2005EPK | | PMEG2005BELD | | |
| | | | | PMEG2005AEL | PMEG2005AELD | | |
| | | | | PMEG2005EL | PMEG2005ELD | | |
| | | | | PMEG3005EL | PMEG3005ELD | | |
| | | | | | | | PMEG3005EEF |
| | | | PMEG4005EPK | | | | |
| | PMEG2010EPA | PMEG2010EPAS | | | | | |
| | | | PMEG2010EPK | | | | |
| PMEG3010AESA | | | | | PMEG2010BELD | | |
| | | | PMEG4010EPK | | | | |
| | | | PMEG2015EPK | | | | |
| | | | PMEG4015EPK | | | | |
| | PMEG2020EPA | PMEG2020EPAS | | | | | |
| | | | PMEG2020EPK | | | | |
| | PMEG3020EPA | PMEG3020EPAS | | | | | |
| | PMEG4020EPA | PMEG4020EPAS | | | | | |
| | | | PMEG4020EPK | | | | |
| | PMEG6020EPA | PMEG6020EPAS | | | | | |

Power Schottky rectifiers - clip-bond packages





Types in **bold** represent new products

| I _F max (A) | V _R max (V) | V _F max (mV) @ I _F max | I _R max (mA) @ V _R max | Package | Automotive-qualified | | | | |
|------------------------|------------------------|---|---|--|---|---|---|---|-------------------------------------|
| | | | | | CFP15 (SOT1289) | CFP15B (SOT1289B) | CFP5 (SOD128) | CFP3 (SOD123W) | |
| | | | | |  |  |  |  | |
| | | | | | Size (mm) | 5.8 x 4.3 x 0.78 | 5.8 x 4.3 x 0.95 | 3.8 x 2.5 x 1.0 | 2.6 x 1.7 x 1.0 |
| | | | | | P _{tot} (mW) @ 1 cm ² | 2150 | 2150 | 1050 | 950 |
| Optimization | | | | | | | | | |
| 1 | 20 | 340 | 1 | Low V _F | | | | PMEG2010ER | |
| | | 450 | 0.05 | Low I _R | | | | PMEG2010BER | |
| | 30 | 360 | 1.5 | Low V _F | | | PMEG3010EP | PMEG3010ER | |
| | | 450 | 0.05 | Low I _R | | | PMEG3010BEP | PMEG3010BER | |
| | 40 | 490 | 0.05 | Low V _F | | | PMEG4010EP | PMEG4010ER | |
| | | | | Low V _F | | | PMEG4010ETP | PMEG4010ETR | |
| | | 460 | 0.022 | Low V _F /Low I _R | | | | PMEG40T10ER ¹⁾ | |
| | 60 | 530 | 0.06 | Low V _F | | | PMEG6010EP | PMEG6010ER | |
| | | | | Low V _F | | | | PMEG6010ETR | |
| | | 590 | 0.0008 | Low V _F /Low I _R | | | PMEG60T10ELP ¹⁾ | | |
| 600 | | 0.00065 | Low V _F /Low I _R | | | | PMEG60T10ELR ¹⁾ | | |
| 100 | 660 | 0.0003 | Low I _R | | | | PMEG6010ELR | | |
| | 770 | 0.00015 | Low I _R | | | | PMEG10010ELR | | |
| 2 | 30 | 360 | 3 | Low V _F | | | PMEG3020EP | | |
| | | 420 | 1.5 | Low V _F | | | PMEG3020CEP | PMEG3020ER | |
| | | 450 | 0.1 | Low I _R | | | PMEG3020BEP | | |
| | | 520 | 0.05 | Low I _R | | | PMEG3020DEP | PMEG3020BER | |
| | 40 | 490 | 0.1 | Low V _F | | | PMEG4020EP | PMEG4020ER | |
| | | | | Low V _F | | | PMEG4020ETP | PMEG4020ETR | |
| | 60 | 515 | 0.022 | Low V _F /Low I _R | | | PMEG40T20EP ¹⁾ | PMEG40T20ER ¹⁾ | |
| | | | | Low V _F | | | PMEG6020EP | PMEG6020ER | |
| | | 530 | 0.2 | Low V _F | | | PMEG6020ETP | PMEG6020ETR | |
| | | | | 620 | 0.0012 | Low V _F /Low I _R | | | PMEG60T20ELP ¹⁾ |
| | | 670 | 0.0007 | Low I _R | | | PMEG6020AELP | PMEG6020AELR | |
| | | 760 | 0.0003 | Low I _R | | | | PMEG6020ELR | |
| | 100 | 770 | 0.0003 | Low I _R | | | PMEG10020AELP | PMEG10020AELR | |
| | | 830 | 0.00015 | Low I _R | | | | PMEG10020ELR | |
| 3 | 30 | 360 | 5 | Low V _F | | | PMEG3030EP | | |
| | | 450 | 0.15 | Low I _R | PMEG030V030EPD | | PMEG3030BEP | | |
| | 40 | 490 | 0.2 | Low V _F | PMEG040V030EPD | | | | |
| | | | | Low V _F | | | PMEG4030EP | | |
| | | 525 | 0.028 | Low V _F /Low I _R | | | PMEG40T30EP ¹⁾ | PMEG40T30ER ¹⁾ | |
| | | | | Low I _R | | | | PMEG4030ER | |
| | 45 | 480 | 0.044 | Low V _F /Low I _R | PMEG045T030EPD ¹⁾ | | | | |
| | 50 | 530 | 0.1 | Low V _F | PMEG050V030EPD | | | | |
| | 60 | 475 | 0.4 | Low V _F | | | PMEG6030EVP | | |
| | | | | Low V _F | PMEG060V030EPD | | PMEG6030EP | | |
| | | 530 | 0.2 | Low V _F | | | PMEG6030ETP | | |
| | | | | 620 | 0.0018 | Low V _F /Low I _R | | | PMEG060T030ELPE¹⁾ |
| 670 | 0.001 | Low I _R | | | PMEG6030ELP | | | | |
| 100 | 770 | 0.00045 | Low I _R | | | PMEG10030ELP | | | |
| 4.5 | 60 | 530 | 0.4 | Low V _F | | | PMEG6045ETP | | |
| 5 | 30 | 360 | 8 | Low V _F | | | PMEG3050EP | | |
| | | 450 | 0.25 | Low I _R | | | PMEG3050BEP | | |
| | | 500 | 0.15 | Low V _F | PMEG030V050EPD | | | | |
| | 40 | 490 | 0.3 | Low V _F | | | PMEG4050EP | | |
| | | | | Low V _F | | | PMEG4050ETP | | |
| | | 520 | 0.12 | Low V _F | PMEG040V050EPD | | | | |
| | | | | 525 | 0.041 | Low V _F /Low I _R | | | PMEG40T50EP ¹⁾ |
| | 45 | 490 | 0.3 | Low V _F | PMEG045V050EPD | | | | |
| | | 525 | 0.044 | Low V _F /Low I _R | PMEG045T050EPD ¹⁾ | | | | |
| | 60 | 560 | 0.4 | Low V _F | PMEG060V050EPD | | | | |
| 690 | | 0.0018 | Low V _F /Low I _R | | | PMEG060T050ELPE¹⁾ | PMEG60T50ELP ¹⁾ | | |
| 2x3 | 60 | 620 | 0.0018 | Low V _F /Low I _R | | | PMEG060T060CLPE¹⁾ | | |
| 6 | 100 | 840 | 0.00045 | Low I _R | PMEG100V060ELPD | | | | |
| 2x4 | 60 | 660 | 0.0018 | Low V _F /Low I _R | | | PMEG060T080CLPE¹⁾ | | |
| 8 | 100 | 850 | 0.0005 | Low I _R | PMEG100V080ELPD | | | | |
| 2x5 | 60 | 690 | 0.0018 | Low V _F /Low I _R | | | PMEG060T100CLPE¹⁾ | | |

¹⁾ Trench process









Power Schottky rectifiers - clip-bond packages

Types in **bold** represent new products









| I_F max (A) | V_R max (V) | V_F max (mV) @ I_F max | I_R max (mA) @ V_R max | Package | Automotive-qualified | | | | |
|---------------|---------------|-------------------------------|-------------------------------|----------------------|---|---|---|---|-----------------|
| | | | | | CFP15 (SOT1289) | CFP15B (SOT1289B) | CFP5 (SOD128) | CFP3 (SOD123W) | |
| | | | | |  |  |  |  | |
| | | | | | Size (mm) | 5.8 x 4.3 x 0.78 | 5.8 x 4.3 x 0.95 | 3.8 x 2.5 x 1.0 | 2.6 x 1.7 x 1.0 |
| | | | | | P_{tot} (mW) @ 1 cm ² | 2150 | 2150 | 1050 | 950 |
| Optimization | | | | | | | | | |
| 10 | 45 | 490 | 0.6 | Low V_F | PMEG045V100EPD | | | | |
| | | 540 | 0.5 | Low V_F | PMEG45A10EPD | | | | |
| | | 545 | 0.08 | Low V_F /Low I_R | PMEG045T100EPD ¹⁾ | | | | |
| | 60 | 560 | 0.7 | Low V_F | PMEG060V100EPD | | | | |
| | 100 | 850 | 0.0008 | Low I_R | PMEG100V100ELPD | | | | |
| 15 | 45 | 490 | 1 | Low V_F | PMEG045V150EPD | | | | |
| | | 550 | 0.1 | Low V_F /Low I_R | PMEG045T150EPD ¹⁾ | | | | |
| | | 580 | | Low V_F /Low I_R | PMEG45T15EPD ¹⁾ | | | | |
| | | 570 | 0.098 | Low V_F /Low I_R | PMEG045T150EIPD ¹⁾ | | | | |
| | 50 | 500 | 1 | Low V_F | PMEG050V150EPD | | | | |
| | | 550 | 0.1 | Low I_R | PMEG050T150EPD ¹⁾ | | | | |
| | | 570 | 0.2 | Low V_F /Low I_R | PMEG050T150EIPD¹⁾ | | | | |

¹⁾ Trench process
















Schottky rectifiers - leaded packages

| I_F max (A) | V_R max (V) | V_F max (mV) @ I_F max | I_R max (mA) @ V_R max | Package | Automotive-qualified | | | | | | | | |
|---------------|---------------|-------------------------------|-------------------------------|-----------|---|---|---|---|---|---|---|---|-----------------|
| | | | | | SOT457 (SC-74) | SOT23 | SOD123 | SOD123F | SOT323 (SC-70) | SOD323F (SC-90) | SOD323 (SC-76) | SOD523 (SC-79) | |
| | | | | |  |  |  |  |  |  |  |  | |
| | | | | | Size (mm) | 2.9 x 1.5 x 1.0 | 2.9 x 1.3 x 1.0 | 2.7 x 1.6 x 1.2 | 2.6 x 1.6 x 1.1 | 2.0 x 1.25 x 0.95 | 1.7 x 1.25 x 0.7 | 1.7 x 1.25 x 0.95 | 1.2 x 0.8 x 0.6 |
| | | | | | P_{tot} (mW) @ 1 cm ² | 540 | 420 | 660 | 830 | 400 | 830 | 570 | 500 |
| Optimization | | | | | | | | | | | | | |
| 0.2 | 30 | 480 | 0.05 | Low V_F | | | | | | PMEG3002EJ | | PMEG3002AEB | |
| | 40 | 600 | 0.01 | Low I_R | | | | | | PMEG4002EJ | | PMEG4002EB | |
| | 60 | 600 | 0.1 | Low V_F | | | | | | PMEG6002EJ | | PMEG6002EB | |
| 0.5 | 20 | 390 | 0.2 | Low V_F | | PMEG2005ET | PMEG2005EGW | PMEG2005EH | | PMEG2005EJ | PMEG2005AEA | | |
| | | 480 | 0.03 | Low I_R | | | | | | | | PMEG2005EB | |
| | 30 | 430 | 0.15 | Low V_F | | PMEG3005ET | PMEG3005EGW | PMEG3005EH | | PMEG3005EJ | PMEG3005AEA | | |
| | | 500 | 0.5 | Low V_F | | | | | | | | PMEG3005EB | |
| | 40 | 470 | 0.1 | Low V_F | | PMEG4005ET | PMEG4005EGW | PMEG4005EH | | PMEG4005EJ | PMEG4005AEA | | |
| | | 550 | 1.1 | Low V_F | | BAT720 | | | 1PS705B20 | | | | |
| 0.75 | 40 | 640 | 0.008 | Low I_R | | | | | | PMEG4005CEJ | PMEG4005CEA | | |
| | | 740 | 0.008 | Low I_R | | | | | | | BAT165A | | |

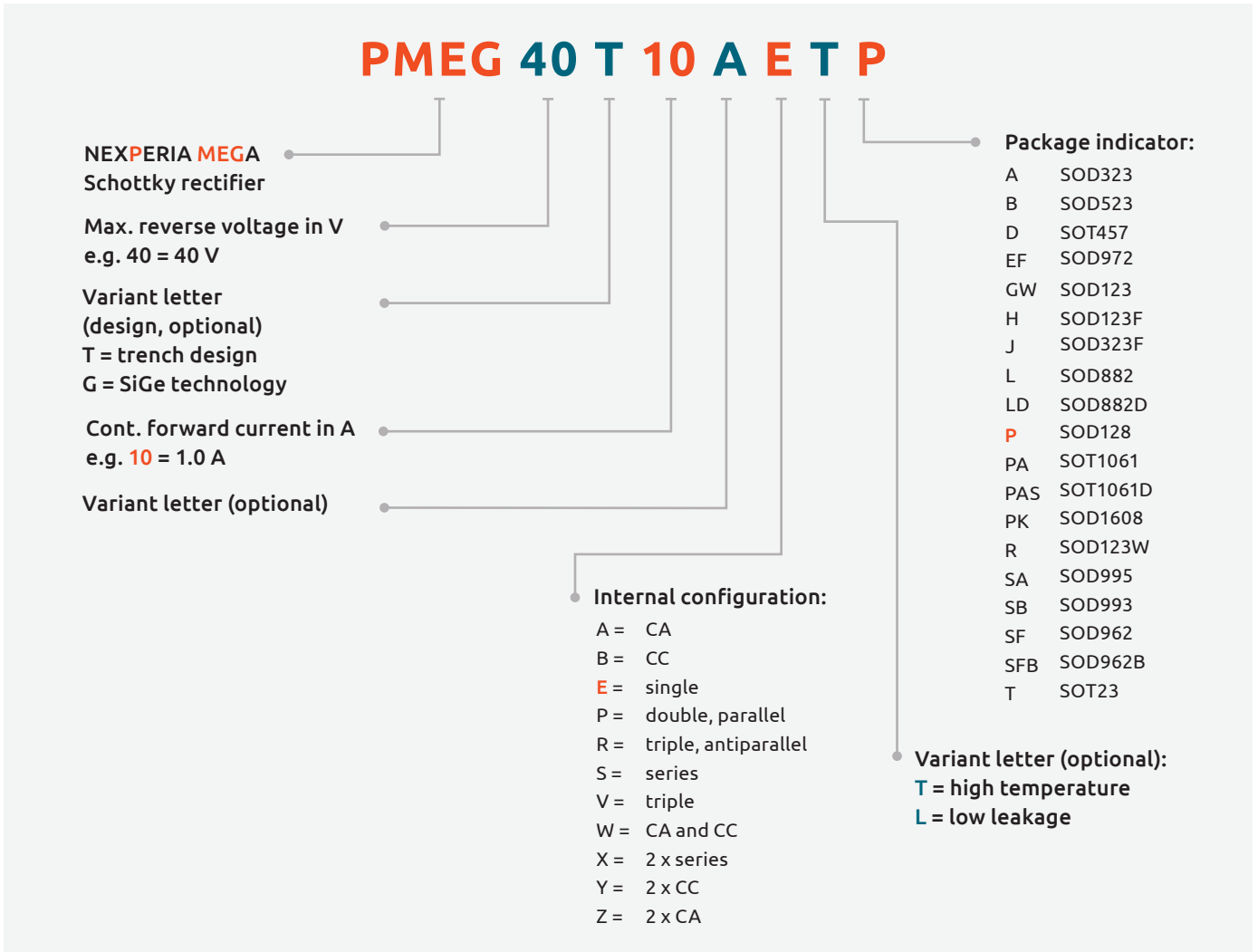
Schottky rectifiers - leaded packages

| | | | | | Automotive-qualified | | | | | | | | |
|---------------|---------------|----------------------------|----------------------------|-----------|---|---|---|---|---|---|---|---|-----------------|
| I_F max (A) | V_R max (V) | V_F max (mV) @ I_F max | I_R max (mA) @ V_R max | Package | SOT457 (SC-74) | SOT23 | SOD123 | SOD123F | SOT323 (SC-70) | SOD323F (SC-90) | SOD323 (SC-76) | SOD523 (SC-79) | |
| | | | | |  |  |  |  |  |  |  |  | |
| | | | | | Size (mm) | 2.9 x 1.5 x 1.0 | 2.9 x 1.3 x 1.0 | 2.7 x 1.6 x 1.2 | 2.6 x 1.6 x 1.1 | 2.0 x 1.25 x 0.95 | 1.7 x 1.25 x 0.7 | 1.7 x 1.25 x 0.95 | 1.2 x 0.8 x 0.6 |
| | | | | | P_{tot} (mW) @ 1 cm ² | 540 | 420 | 660 | 830 | 400 | 830 | 570 | 500 |
| Optimization | | | | | | | | | | | | | |
| 1 | 20 | 430 | 0.2 | Low V_F | | PMEG2010AET | | PMEG2010AEH | | | | | |
| | | 500 | 0.2 | Low V_F | | PMEG2010ET | | PMEG2010EH | | PMEG2010EJ | PMEG2010BEA | | |
| | | 550 | 0.07 | Low I_R | | | | | | PMEG2010AEJ | PMEG2010EA BAT760 | | |
| | | 620 | 1.5 | Low V_F | | | | | | | | PMEG2010AEB | |
| 1 | 30 | 450 | 1 | Low V_F | 1PS74SB23 | | | | | | | | |
| | | 520 | 0.1 | Low I_R | | | | PMEG3010CEH | | PMEG3010CEJ | | | |
| | | 560 | 0.15 | Low V_F | | PMEG3010ET | PMEG3010EGW | PMEG3010EH | | PMEG3010EJ | PMEG3010BEA | | |
| | | 680 | 0.5 | Low V_F | | | | | | | | PMEG3010EB | |
| | 40 | 570 | 0.05 | Low I_R | | | PMEG4010CEGW | PMEG4010CEH | | PMEG4010CEJ | | | |
| | | 640 | 0.05 | Low V_F | | PMEG4010ET | PMEG4010EGW | PMEG4010EH | | PMEG4010EJ | PMEG4010BEA | | |
| | | 840 | 0.008 | Low I_R | | | | | | | PMEG4010CEA | | |
| | | 660 | 0.05 | Low I_R | | | PMEG6010CEGW | PMEG6010CEH | | PMEG6010CEJ | | | |
| 1.5 | 20 | 660 | 0.2 | Low I_R | | | PMEG2015EH | | PMEG2015EJ | PMEG2015EA | | | |
| | 30 | 500 | 1 | Low V_F | | | PMEG3015EH | | PMEG3015EJ | | | | |
| 2 | 10 | 460 | 3 | Low V_F | | | PMEG1020EH | | PMEG1020EJ | PMEG1020EA | | | |
| | 20 | 525 | 0.2 | Low V_F | | | PMEG2020EH | | PMEG2020EJ | PMEG2020AEA | | | |
| | 30 | 620 | 1 | Low V_F | | PMEG3020EGW | PMEG3020EH | | PMEG3020EJ | | | | |
| 3 | 10 | 530 | 3 | Low V_F | | | PMEG1030EH | | PMEG1030EJ | | | | |

Dual Schottky rectifiers - leaded / leadless DFN packages

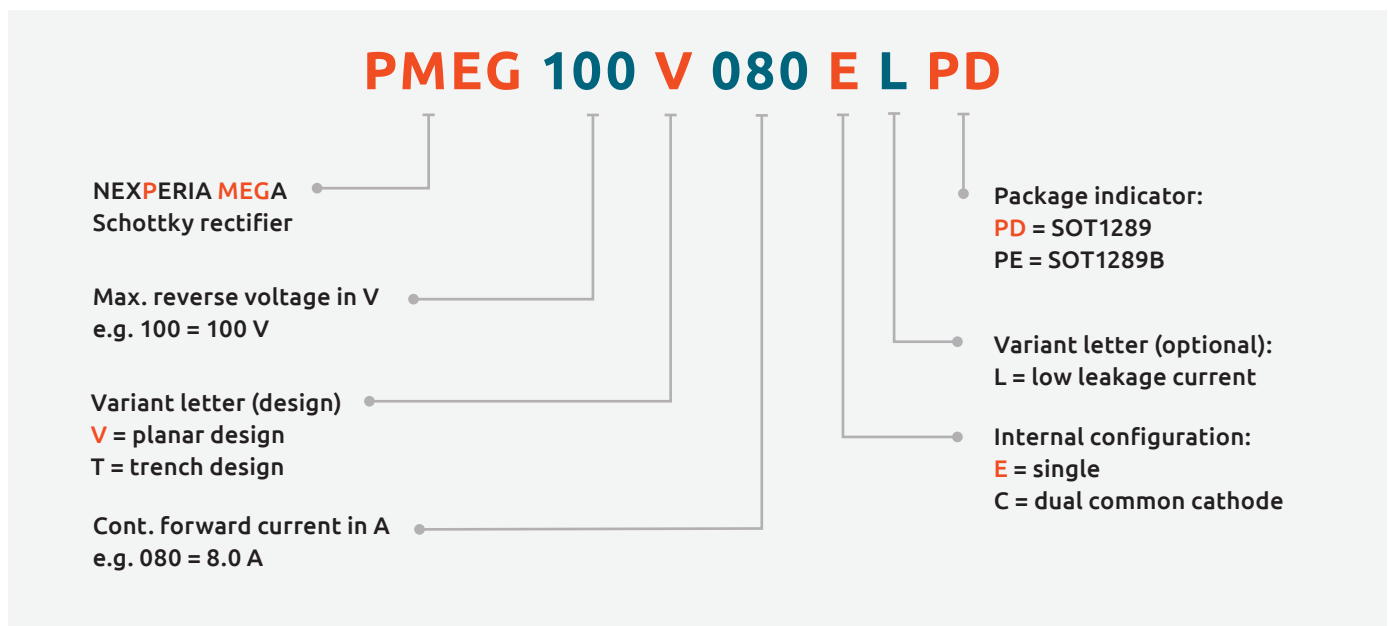
| | | | | | Automotive-qualified | | | | | |
|---------------|---------------|----------------------------|----------------------------|--------------|---|---|--|---|---|------------------|
| I_F max (A) | V_R max (V) | V_F max (mV) @ I_F max | I_R max (mA) @ V_R max | Optimization | Package | SOT223 (SC-73) | SOT23 | DFN2020-3 (SOT1061) | DFN2020D-3 (SOT1061D) | |
| | | | | | |  |  |  |  | |
| | | | | | | Size (mm) | 6.5 x 3.5 x 1.65 | 2.9 x 1.3 x 1.0 | 2.0 x 2.0 x 0.62 | 2.0 x 2.0 x 0.63 |
| | | | | | | P_{tot} (mW) @ 1 cm ² | 1500 | 400 | 1000 | 1000 |
| 0.5 | 20 | 390 | 0.2 | Low V_F |  | | | | | |
| | 30 | 430 | 0.15 | Low V_F | | | PMEG2005CT | | | |
| | 40 | 470 | 0.1 | Low V_F | | | PMEG3005CT | | | |
| 1.0 | 25 | 450 | 1.0 | Low V_F |  | BAT120S | | | | |
| | | | | Low V_F |  | BAT120C | | | | |
| | | | | Low V_F |  | BAT120A | | | | |
| | 40 | 500 | 0.05 | Low V_F |  | | | PMEG4010CPA | PMEG4010CPAS | |
| | | | | Low V_F |  | | | PMEG6010CPA | PMEG6010CPAS | |
| | 60 | 540 | 0.06 | Low V_F |  | BAT160S | | | | |
| | | | | Low V_F |  | BAT160C | | | | |
| | | | | Low V_F |  | BAT160A | | | | |
| 2.0 | 20 | 420 | 1.0 | Low V_F |  | | | PMEG2020CPA | PMEG2020CPAS | |
| | 30 | 440 | 2.0 | Low V_F |  | | | PMEG3020CPA | PMEG3020CPAS | |

Nomenclature of Schottky and SiGe rectifiers



Diodes

Nomenclature of automotive grade Schottky rectifiers in CFP15/B power packages





ESD protection, TVS, filtering and signal conditioning

| | |
|--|-----------|
| Automotive ESD protection and TVS | 62 |
| Classic In-Vehicle Networks | 62 |
| Automotive Ethernet | 62 |
| TrEOS Automotive..... | 63 |
| Infotainment / SerDes | 63 |
| TVS diodes, 24 W/40 W | 64 |
| TVS 400 W | 65 |
| TVS 600 W | 66 |
| ESD protection | 67 |
| Low capacitance ESD protection for high-speed interfaces | 67 |
| General purpose ESD protection devices | 69 |
| EMI solutions with integrated protection | 73 |
| Common mode filters with integrated protection | 73 |
| RC low pass filters with integrated protection | 73 |
| Transient Voltage Surge Suppressor (TVS)..... | 74 |
| TVS diodes for mobile applications | 74 |

Classic In-Vehicle Networks

Types in **bold** represent new products

| Main Application | number of protected lines, bidirectional | V_{RWM} (V) | ESD rating max (kV) [1] | C_{line} typ (pF) | C_{line} max (pF) | I_{ppm} 8/20 μ s (A) | V_{CL} 8/20 μ s @ I_{ppm} (V) | Configuration | Type | Package | Size (mm) | | | |
|------------------|--|------------------------------|-------------------------|---------------------|---------------------|----------------------------|---------------------------------------|------------------------|--------------|-------------------|-------------------|------------------------|-------|-----------------|
| LIN | 1 | 24 | 30 | 14 | 17 | 3,5 | 42 | | PESD1IVN24-A | SOD323 (SC-76) | 1.7 x 1.25 x 0.95 | | | |
| | | 15 (diode 1) 24 (diode 2) | 30 | 13 | 17 | 3 (diode 1) 5 (diode 2) | 70 (diode 1) 44 (diode 2) | | PESD1LIN | | | | | |
| | | 27 | 30 | 14 | 17 | 3 | 45 | | PESD1IVN27-A | | | | | |
| | | | 30 | 14 | 17 | 3 | 45 | | PESD1IVN27-U | | 2.0 x 1.25 x 0.95 | | | |
| CAN | 2 | 24 | 30 | 14 | 17 | 3.5 | 42 | | PESD2IVN24-T | SOT23 | 2.9 x 1.3 x 1.0 | | | |
| | | | 23 | 11 | 17 | 3 | 70 | | PESD1CAN | | | | | |
| | | | 30 | 25 | 30 | 5 | 41 | | PESD2CAN | | | | | |
| | | 27 | 30 | 14 | 17 | 3 | 45 | | PESD2IVN27-T | SOT323 | 2.0 x 1.25 x 0.95 | | | |
| | | 24 | 30 | 14 | 17 | 3.5 | 42 | | PESD2IVN24-U | | | | | |
| | | 27 | 30 | 14 | 17 | 3 | 45 | | PESD2IVN27-U | | | | | |
| | | CAN-FD | 2 | 24 | 25 | 5,6 | 6 | | 1.2 | 42 | | PESD2CANFD24V-T | SOT23 | 2.9 x 1.3 x 1.0 |
| | | | | | 15 | 3.1 | 3.5 | | 1 | 42 | | PESD2CANFD24U-T | | |
| 27 | 25 | | | 5.6 | 6 | 1 | 44 | PESD2CANFD27V-T | | | | | | |
| | 15 | | | 3.1 | 3.5 | 1 | 44 | PESD2CANFD27U-T | | | | | | |
| 24 | 25 | | | 5.6 | 6 | 1.2 | 42 | PESD2CANFD24V-U | SOT323 | 2.0 x 1.25 x 0.95 | | | | |
| | 15 | | | 3.1 | 3.5 | 1 | 42 | PESD2CANFD24U-U | | | | | | |
| 27 | 25 | | | 5.6 | 6 | 1 | 44 | PESD2CANFD27V-U | | | | | | |
| | 15 | | | 3.1 | 3.5 | 1 | 44 | PESD2CANFD27U-U | | | | | | |
| FlexRay | 24 | 23 | 11 | 17 | 3 | 70 | | PESD1FLEX | | 2.0 x 1.25 x 0.95 | | | | |
| | | | | | | | | PESDxIVN | | | | | | |

Automotive Ethernet

Types in **bold** represent new products

| Main Application | Number of protected lines | V_{RWM} (V) | $V_{trigger}$ min(V) | ESD rating max (kV) [1] | C_{line} typ (pF) | C_{line} max (pF) | I_{RM} max (μ A) | Configuration | Type | Package | Size (mm) |
|---|---------------------------|---------------|----------------------|-------------------------|---------------------|---------------------|-------------------------|---------------|----------------------|---------|------------------|
| OPEN Alliance 100/1000BASE-T1 Ethernet at the connector | 2 | 24 | 100 | 30 | - | 2 | 0.1 | | PESD2ETH1G-T | SOT23 | 2.9 x 1.3 x 1.0 |
| OPEN Alliance 100BASE-T1 Ethernet at the connector | | | | 30 | - | 3 | | | PESD2ETH100-T | | |
| 10/100/1000 Mbit/s Ethernet at the PHY | 2 | 5 | - | 8 | 1 | 1.5 | 0.1 | | PESD2ETH-X | SOT143B | 2.9 x 1.3 x 1.0 |
| | | | | 12 | 1.8 | - | | | PESD2ETH-AX | | |
| | | | | 8 | 1.3 | 1.5 | | | PESD2ETH-D | SOT457 | 2.9 x 1.5 x 1.0 |
| | | | | 12 | 2 | 2.3 | | | PESD2ETH-AD | | |
| | 1 | 5.5 | - | 10 | 0.4 | 0.55 | | PESD5V0F1BL | DFN1006-2 (SOD882) | | 1.0 x 0.6 x 0.48 |

TrEOS Automotive

Types in **bold** represent new products

| Main Application | Number of protected lines | V_{RWM} (V) | ESD rating max (kV) ^[1] | C_{line} typ (pF) | C_{line} max (pF) | I_{PPM} 8/20 μ s (A) | V_{CL} 8/20 μ s typ (V) | Configuration | Type | Package | Size (mm) |
|------------------------|---------------------------|---------------|------------------------------------|---------------------|---------------------|----------------------------|-------------------------------|---------------|-----------------------|--------------------------------|-----------------|
| USB2.0 HDMI LVDS | 2 | 3.3 | 11 | 0.8 | 0.9 | - | - | | PESD2USB3UV-T | SOT23 | 2.9 x 1.3 x 1.0 |
| | | 3.3 | 11 | 0.5 | 0.6 | - | - | | PESD2USB3UX-T | | |
| | | 5 | 11 | 0.7 | 0.8 | - | - | | PESD2USB5UV-T | | |
| | | 5 | 11 | 0.4 | 0.5 | - | - | | PESD2USB5UX-T | | |
| USB2.0 HDMI LVDS | 4 | 3.3 | 10 | 0.5 | 0.6 | - | 4.6 V @ 5.2 A | | PESD4USB3R-TBR | DFN2510A-10 (SOT1176-1) | 2.5 x 1.0 x 0.5 |
| 5 | | 10 | 0.5 | 0.6 | - | 4.6 V @ 5.2 A | PESD4USB5R-TBR | | | | |
| USB3.x HDMI LVDS | | 3.3 | 15 | 0.29 | 0.34 | 7 | 3 V @ 5 A | | PESD4USB3U-TBR | | |
| | | 5 | 15 | 0.29 | 0.34 | 7 | 3 V @ 5 A | | PESD4USB5U-TBR | | |

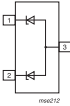

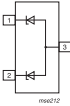

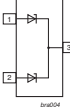
ESD protection, TVS, filtering and signal conditioning

Infotainment / SerDes

| Main Application | Number of protected lines | V_{RWM} (V) | ESD rating max (kV) ^[1] | C_{line} typ (pF) | C_{line} max (pF) | I_{PPM} 8/20 μ s (A) | V_{CL} 8/20 μ s typ (V) | Configuration | Type | Package | Size (mm) |
|--|---------------------------|---------------|------------------------------------|---------------------|---------------------|----------------------------|-------------------------------|---------------|--------------|-----------------------------|------------------|
| Audio Interface Charger Port Antenna (NFC, WiFi) LVDS | 1 | 4.5 | 30 | 65 | 78 | 34 | 13.2 | | PTVS4V5D1BL | DFN1006-2 (SOD882) | 1.0 x 0.6 x 0.48 |
| | | 5 | 10 | 0.4 | 0.55 | - | - | | PESD5V0F1BLD | | |
| | | 5 | 10 | 0.4 | 0.55 | - | - | | PESD5V0F1BRD | | |
| | | 5.5 | 30 | 70 | 84 | 35 | 12.2 | | PTVS5V5D1BL | | |
| | | 18 | 10 | 0.35 | 0.5 | 1 | 17 | | PESD18VF1BL | | |
| | | 24 | 10 | 0.3 | 0.45 | 1 | 17 | | PESD24VF1BL | | |
| | | 30 | 10 | 0.27 | 0.4 | 1 | 17 | | PESD30VF1BL | | |
| | | 5 | 30 | 35 | 45 | 12 | 14 | | PESD5V0S1BLD | DFN1006D-2 (SOD882D) | 1.0 x 0.6 x 0.48 |
| | | 5 | 30 | 11 | 13 | 4.8 | 12.5 | | PESD5V0V1BLD | | |


^[1] According to IEC 61000-4-2

TVS diodes, 24 W/40 W

| Power (W) (10 / 1000 μ s waveform) [1] | V_{RWM} (V) | V_{min} (V) @ I | V_{typ} (V) @ I | $V_{BR, max}$ (V) @ I_R | I_R (mA) | ESD rating max (kV) | C typ (pF) | $V_{CL, max}$ (V) @ IPP [1] | I_{PP} (A) [1] | $I_{RM, max}$ (μ A) @ V_{RWM} | Configuration | Type | Package | Size (mm) | | | | |
|--|---------------|-------------------|-------------------|---------------------------|------------|------------------------|------------|--------------------------------|------------------|---|--|--|---|-----------------|-----------|---|-----------------|------------|
| 24 | 3 | 5.32 | 5.6 | 5.88 | 20 | 30 | 210 | 8 | 3 | 5 |  | MMBZ5V6AL |  | 2.9 x 1.3 x 1.0 | | | | |
| | | 5.89 | 6.2 | 6.51 | 1 | 30 | 175 | 8.7 | 2.76 | 0.2 | | MMBZ6V2AL | | | | | | |
| | 4.5 | 6.48 | 6.8 | 7.14 | 1 | 30 | 150 | 9.6 | 2.5 | 0.3 | | MMBZ6V8AL | | | | | | |
| | 6 | 8.65 | 9.1 | 9.56 | 1 | 30 | 155 | 14 | 1.7 | 0.1 | | MMBZ9V1AL | | | | | | |
| | 6.5 | 9.5 | 10 | 10.5 | 1 | 30 | 130 | 14.2 | 1.7 | 0.02 | | MMBZ10VAL | | | | | | |
| 40 | 8.5 | 11.4 | 12 | 12.6 | 1 | 30 | 110 | 17 | 2.35 | 0.005 | |  | | | MMBZ12VAL |  | 2.9 x 1.3 x 1.0 | |
| | | 12 | 14.25 | 15 | 15.75 | 1 | 30 | 85 | 21 | 1.9 | | | | | 0.005 | | | MMBZ15VAL |
| | | 13 | 15.2 | 16 | 16.8 | 1 | 30 | 76 | 23 | 1.9 | | | | | 0.005 | | | MMBZ16VAL |
| | | 13 | 15.68 | 16 | 16.32 | 1 | 30 | 76 | 23 | 1.9 | | | | | 0.005 | | | MMBZ16VTAL |
| | | 14.5 | 17.1 | 18 | 18.9 | 1 | 30 | 70 | 25 | 1.6 | | | | | 0.005 | | | MMBZ18VAL |
| | | 17 | 19 | 20 | 21 | 1 | 30 | 65 | 28 | 1.4 | | | | | 0.005 | | | MMBZ20VAL |
| | | 22 | 25.65 | 27 | 28.35 | 1 | 30 | 48 | 40 | 1 | | | | | 0.005 | | | MMBZ27VAL |
| | | 26 | 31.35 | 33 | 34.65 | 1 | 30 | 45 | 46 | 0.87 | | | | | 0.005 | | | MMBZ33VAL |
| | | 8.5 | 11.4 | 12 | 12.6 | 1 | 30 | 110 | 17 | 2.35 | 0.005 | |  | MMBZ12VDL | | | | |
| | | | | 12.8 | 14.3 | 15 | 15.8 | 1 | 30 | 85 | 21.2 | | | 1.9 | 0.005 | | | MMBZ15VDL |
| | 14.5 | | | 17.1 | 18 | 18.9 | 1 | 30 | 70 | 25 | 1.6 | 0.005 | | MMBZ18VCL | | | | |
| | 17 | | | 19 | 20 | 21 | 1 | 30 | 65 | 28 | 1.4 | 0.005 | | MMBZ20VCL | | | | |
| | 22 | | | 25.65 | 27 | 28.35 | 1 | 30 | 48 | 38 | 1 | 0.005 | | MMBZ27VCL | | | | |
| | 26 | 31.35 | 33 | 34.65 | 1 | 30 | 45 | 46 | 0.87 | 0.005 | MMBZ33VCL | | | | | | | |


[1] 10/1000 μ s according to IEC 61643-321

TVS 400 W

| Power (W) (10/1000 µs waveform) [1] | V_{RWM} (V) | $V_{BR\ min}$ (V) @ I_R | $V_{BR\ typ}$ (V) @ I_R | $V_{BR\ max}$ (V) @ I_R | $V_{CL\ max}$ (V) @ I_{PP} [1] | $V_{CL\ max}$ (V) @ I_{PPM} [1] | I_{PP} (A) [1] | $I_{RM\ typ}$ (µA) @ V_{RWM} | $I_{RM\ max}$ (µA) @ V_{RWM} | Type (Tj max = 150 °C) | Type (Tj max = 185 °C) | Package | Size (mm) |
|---|---------------|---------------------------|---------------------------|---------------------------|----------------------------------|--------------------------------------|------------------|-----------------------------------|-----------------------------------|---------------------------|---------------------------|--|-----------------|
| 350 | 3.5 | 5.20 | 5.60 | 6.00 | 10 | 8.0 | 43.8 | 5 | 600 | PTVS3V3S1UR | PTVS3V3S1UTR | SOD123W  | 2.6 x 1.7 x 1.0 |
| 400 | 5.0 | 6.40 | 6.70 | 7.00 | 10 | 9.2 | 43.5 | 5 | 400 | PTVS5V0S1UR | PTVS5V0S1UTR | | |
| | 6.0 | 6.67 | 7.02 | 7.37 | 10 | 10.3 | 38.8 | 5 | 400 | PTVS6V0S1UR | PTVS6V0S1UTR | | |
| | 6.5 | 7.22 | 7.60 | 7.98 | 10 | 11.2 | 35.7 | 5 | 250 | PTVS6V5S1UR | PTVS6V5S1UTR | | |
| | 7.0 | 7.78 | 8.20 | 8.60 | 10 | 12.0 | 33.3 | 3 | 100 | PTVS7V0S1UR | PTVS7V0S1UTR | | |
| | 7.5 | 8.33 | 8.77 | 9.21 | 1 | 12.9 | 31.0 | 0.2 | 50 | PTVS7V5S1UR | PTVS7V5S1UTR | | |
| | 8.0 | 8.89 | 9.36 | 9.83 | 1 | 13.6 | 29.4 | 0.03 | 25 | PTVS8V0S1UR | PTVS8V0S1UTR | | |
| | 8.5 | 9.44 | 9.92 | 10.40 | 1 | 14.4 | 27.8 | 0.01 | 10 | PTVS8V5S1UR | PTVS8V5S1UTR | | |
| | 9.0 | 10.00 | 10.55 | 11.10 | 1 | 15.4 | 26.0 | 0.005 | 5 | PTVS9V0S1UR | PTVS9V0S1UTR | | |
| | 10 | 11.10 | 11.70 | 12.30 | 1 | 17.0 | 23.5 | 0.005 | 2.5 | PTVS10V51UR | PTVS10V51UTR | | |
| | 11 | 12.20 | 12.85 | 13.50 | 1 | 18.2 | 22.0 | 0.005 | 2.5 | PTVS11V51UR | PTVS11V51UTR | | |
| | 12 | 13.30 | 14.00 | 14.70 | 1 | 19.9 | 20.1 | 0.005 | 2.5 | PTVS12V51UR | PTVS12V51UTR | | |
| | 13 | 14.40 | 15.15 | 15.90 | 1 | 21.5 | 18.6 | 0.001 | 0.1 | PTVS13V51UR | PTVS13V51UTR | | |
| | 14 | 15.60 | 16.40 | 17.20 | 1 | 23.2 | 17.2 | 0.001 | 0.1 | PTVS14V51UR | PTVS14V51UTR | | |
| | 15 | 16.70 | 17.60 | 18.50 | 1 | 24.4 | 16.4 | 0.001 | 0.1 | PTVS15V51UR | PTVS15V51UTR | | |
| | 16 | 17.80 | 18.75 | 19.70 | 1 | 26.0 | 15.4 | 0.001 | 0.1 | PTVS16V51UR | PTVS16V51UTR | | |
| | 17 | 18.90 | 19.90 | 20.90 | 1 | 27.6 | 14.5 | 0.001 | 0.1 | PTVS17V51UR | PTVS17V51UTR | | |
| | 18 | 20.00 | 21.00 | 22.10 | 1 | 29.2 | 13.7 | 0.001 | 0.1 | PTVS18V51UR | PTVS18V51UTR | | |
| | 20 | 22.20 | 23.35 | 24.50 | 1 | 32.4 | 12.3 | 0.001 | 0.1 | PTVS20V51UR | PTVS20V51UTR | | |
| | 22 | 24.40 | 25.60 | 26.90 | 1 | 35.5 | 11.3 | 0.001 | 0.1 | PTVS22V51UR | PTVS22V51UTR | | |
| | 24 | 26.70 | 28.10 | 29.50 | 1 | 38.9 | 10.3 | 0.001 | 0.1 | PTVS24V51UR | PTVS24V51UTR | | |
| | 26 | 28.90 | 30.40 | 31.90 | 1 | 42.1 | 9.5 | 0.001 | 0.1 | PTVS26V51UR | PTVS26V51UTR | | |
| | 28 | 31.10 | 32.80 | 34.40 | 1 | 45.4 | 8.8 | 0.001 | 0.1 | PTVS28V51UR | PTVS28V51UTR | | |
| | 30 | 33.30 | 35.10 | 36.80 | 1 | 48.4 | 8.3 | 0.001 | 0.1 | PTVS30V51UR | PTVS30V51UTR | | |
| | 33 | 36.70 | 38.70 | 40.60 | 1 | 53.3 | 7.5 | 0.001 | 0.1 | PTVS33V51UR | PTVS33V51UTR | | |
| | 36 | 40.00 | 42.10 | 44.20 | 1 | 58.1 | 6.9 | 0.001 | 0.1 | PTVS36V51UR | PTVS36V51UTR | | |
| | 40 | 44.40 | 46.80 | 49.10 | 1 | 64.5 | 6.2 | 0.001 | 0.1 | PTVS40V51UR | PTVS40V51UTR | | |
| | 43 | 47.80 | 50.30 | 52.80 | 1 | 69.4 | 5.8 | 0.001 | 0.1 | PTVS43V51UR | PTVS43V51UTR | | |
| | 45 | 50.00 | 52.65 | 55.30 | 1 | 72.7 | 5.5 | 0.001 | 0.1 | PTVS45V51UR | PTVS45V51UTR | | |
| | 48 | 53.30 | 56.10 | 58.90 | 1 | 77.4 | 5.2 | 0.001 | 0.1 | PTVS48V51UR | PTVS48V51UTR | | |
| | 51 | 56.70 | 59.70 | 62.70 | 1 | 82.4 | 4.9 | 0.001 | 0.1 | PTVS51V51UR | PTVS51V51UTR | | |
| | 54 | 60.00 | 63.15 | 66.30 | 1 | 87.1 | 4.6 | 0.001 | 0.1 | PTVS54V51UR | PTVS54V51UTR | | |
| | 58 | 64.40 | 67.80 | 71.20 | 1 | 93.6 | 4.3 | 0.001 | 0.1 | PTVS58V51UR | PTVS58V51UTR | | |
| | 60 | 66.70 | 70.20 | 73.70 | 1 | 96.8 | 4.1 | 0.001 | 0.1 | PTVS60V51UR | PTVS60V51UTR | | |
| | 64 | 71.10 | 74.85 | 78.60 | 1 | 103.0 | 3.9 | 0.001 | 0.1 | PTVS64V51UR | PTVS64V51UTR | | |

[1] 10/1000µs according to IEC 61643-3:21

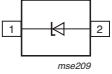
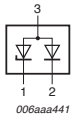
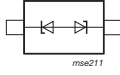
TVS 600 W

| Power (W) (10/1000 µs waveform) [1] | V_{RWM} (V) | $V_{BR\ min}$ (V) @ I_R | $V_{BR\ typ}$ (V) @ I_R | $V_{BR\ max}$ (V) @ I_R | I_R (mA) | $V_{CL\ max}$ (V) @ I_{PP} [1] | I_{PP} (A) [1] | $I_{RM\ typ}$ (µA) @ V_{RWM} | $I_{RM\ max}$ (µA) @ V_{RWM} | Type (Tj max = 150 °C) | Type (Tj max = 185 °C) | Package | Size (mm) |
|---|---------------|---------------------------|---------------------------|---------------------------|------------|----------------------------------|------------------|--------------------------------|--------------------------------|------------------------------|------------------------------|---|-----------------|
| 600 | 3.5 | 5.20 | 5.60 | 6.00 | 10 | 8 | 75 | 5 | 600 | PTVS3V3P1UP | PTVS3V3P1UTP |  | 3.8 x 2.6 x 1.0 |
| | 5 | 6.40 | 6.70 | 7.00 | 10 | 9.2 | 65.2 | 5 | 400 | PTVS5V0P1UP | PTVS5V0P1UTP | | |
| | 6 | 6.67 | 7.02 | 7.37 | 10 | 10.3 | 58.3 | 5 | 400 | PTVS6V0P1UP | PTVS6V0P1UTP | | |
| | 6.5 | 7.22 | 7.60 | 7.98 | 10 | 11.2 | 53.6 | 5 | 250 | PTVS6V5P1UP | PTVS6V5P1UTP | | |
| | 7 | 7.78 | 8.20 | 8.60 | 10 | 12 | 50 | 3 | 100 | PTVS7V0P1UP | PTVS7V0P1UTP | | |
| | 7.5 | 8.33 | 8.77 | 9.21 | 1 | 12.9 | 46.5 | 0.2 | 50 | PTVS7V5P1UP | PTVS7V5P1UTP | | |
| | 8 | 8.89 | 9.36 | 9.83 | 1 | 13.6 | 44.1 | 0.03 | 25 | PTVS8V0P1UP | PTVS8V0P1UTP | | |
| | 8.5 | 9.44 | 9.92 | 10.40 | 1 | 14.4 | 41.7 | 0.01 | 10 | PTVS8V5P1UP | PTVS8V5P1UTP | | |
| | 9 | 10.00 | 10.55 | 11.10 | 1 | 15.4 | 39 | 0.005 | 5 | PTVS9V0P1UP | PTVS9V0P1UTP | | |
| | 10 | 11.10 | 11.70 | 12.30 | 1 | 17 | 35.3 | 0.005 | 2.5 | PTVS10VP1UP | PTVS10VP1UTP | | |
| | 11 | 12.20 | 12.85 | 13.50 | 1 | 18.2 | 33 | 0.005 | 2.5 | PTVS11VP1UP | PTVS11VP1UTP | | |
| | 12 | 13.30 | 14.00 | 14.70 | 1 | 19.9 | 30.2 | 0.005 | 2.5 | PTVS12VP1UP | PTVS12VP1UTP | | |
| | 13 | 14.40 | 15.15 | 15.90 | 1 | 21.5 | 27.9 | 0.001 | 0.1 | PTVS13VP1UP | PTVS13VP1UTP | | |
| | 14 | 15.60 | 16.40 | 17.20 | 1 | 23.2 | 25.9 | 0.001 | 0.1 | PTVS14VP1UP | PTVS14VP1UTP | | |
| | 15 | 16.70 | 17.60 | 18.50 | 1 | 24.4 | 24.6 | 0.001 | 0.1 | PTVS15VP1UP | PTVS15VP1UTP | | |
| | 16 | 17.80 | 18.75 | 19.70 | 1 | 26 | 23.1 | 0.001 | 0.1 | PTVS16VP1UP | PTVS16VP1UTP | | |
| | 17 | 18.90 | 19.90 | 20.90 | 1 | 27.6 | 21.7 | 0.001 | 0.1 | PTVS17VP1UP | PTVS17VP1UTP | | |
| | 18 | 20.00 | 21.00 | 22.10 | 1 | 29.2 | 20.5 | 0.001 | 0.1 | PTVS18VP1UP | PTVS18VP1UTP | | |
| | 20 | 22.20 | 23.35 | 24.50 | 1 | 32.4 | 18.5 | 0.001 | 0.1 | PTVS20VP1UP | PTVS20VP1UTP | | |
| | 22 | 24.40 | 25.60 | 26.90 | 1 | 35.5 | 16.9 | 0.001 | 0.1 | PTVS22VP1UP | PTVS22VP1UTP | | |
| | 24 | 26.70 | 28.10 | 29.50 | 1 | 38.9 | 15.4 | 0.001 | 0.1 | PTVS24VP1UP | PTVS24VP1UTP | | |
| | 26 | 28.90 | 30.40 | 31.90 | 1 | 42.1 | 14.2 | 0.001 | 0.1 | PTVS26VP1UP | PTVS26VP1UTP | | |
| | 28 | 31.10 | 32.80 | 34.40 | 1 | 45.4 | 13.2 | 0.001 | 0.1 | PTVS28VP1UP | PTVS28VP1UTP | | |
| | 30 | 33.30 | 35.10 | 36.80 | 1 | 48.4 | 12.4 | 0.001 | 0.1 | PTVS30VP1UP | PTVS30VP1UTP | | |
| | 33 | 36.70 | 38.70 | 40.60 | 1 | 53.3 | 11.3 | 0.001 | 0.1 | PTVS33VP1UP | PTVS33VP1UTP | | |
| | 36 | 40.00 | 42.10 | 44.20 | 1 | 58.1 | 10.3 | 0.001 | 0.1 | PTVS36VP1UP | PTVS36VP1UTP | | |
| | 40 | 44.40 | 46.80 | 49.10 | 1 | 64.5 | 9.3 | 0.001 | 0.1 | PTVS40VP1UP | PTVS40VP1UTP | | |
| | 43 | 47.80 | 50.30 | 52.80 | 1 | 69.4 | 8.6 | 0.001 | 0.1 | PTVS43VP1UP | PTVS43VP1UTP | | |
| | 45 | 50.00 | 52.65 | 55.30 | 1 | 72.7 | 8.3 | 0.001 | 0.1 | PTVS45VP1UP | PTVS45VP1UTP | | |
| | 48 | 53.30 | 56.10 | 58.90 | 1 | 77.4 | 7.8 | 0.001 | 0.1 | PTVS48VP1UP | PTVS48VP1UTP | | |
| | 51 | 56.70 | 59.70 | 62.70 | 1 | 82.4 | 7.3 | 0.001 | 0.1 | PTVS51VP1UP | PTVS51VP1UTP | | |
| | 54 | 60.00 | 63.15 | 66.30 | 1 | 87.1 | 6.9 | 0.001 | 0.1 | PTVS54VP1UP | PTVS54VP1UTP | | |
| 58 | 64.40 | 67.80 | 71.20 | 1 | 93.6 | 6.4 | 0.001 | 0.1 | PTVS58VP1UP | PTVS58VP1UTP | | | |
| 60 | 66.70 | 70.20 | 73.70 | 1 | 96.8 | 6.2 | 0.001 | 0.1 | PTVS60VP1UP | PTVS60VP1UTP | | | |
| 64 | 71.10 | 74.85 | 78.60 | 1 | 103 | 5.8 | 0.001 | 0.1 | PTVS64VP1UP | PTVS64VP1UTP | | | |

[1] 10/1000µs according to IEC 61643-321

Low capacitance ESD protection for high-speed interfaces






































Products in **bold red** are under development

| Unid/Rectional | Bid/Rectional | V _{FWM} (V) | C _{line typ} (pF) | ESD rating max (kV) [1] | Configuration | Type | Package | Size (mm) | | |
|----------------|---------------|----------------------|----------------------------|-------------------------|---|--------------------|---|---------------------|----------------------|--------------------|
| 1 | 0 | 5 | 0.45 | 20 |  | PESD5V0C1USF | DSN0603-2 (SOD962) | 0.6 x 0.3 x 0.3 | | |
| | | 6.5 | 0.45 | 20 | | PESD6V5C1USF | | | | |
| | | 5 | 0.6 | 10 | | PESD5V0F1USF | DFN1006D-2 (SOD882D) | 1.0 x 0.6 x 0.37 | | |
| | | 5 | 0.95 | 8 | | PESD5V0X1ULD | | | | |
| | | | 1.55 | 15 | | PESD5V0X1UALD | | | | |
| | | 16 | 0.83 | 8 | | PESD16VX1UL | DFN1006-2 (SOD882) | 1.0 x 0.6 x 0.48 | | |
| | | 5 | 0.95 | 8 | | PESD5V0X1UB | SOD523 (SC-79) | 1.2 x 0.8 x 0.6 | | |
| | | | 1.55 | 15 | | PESD5V0X1UAB | | | | |
| | | 3.3 | 0.6 | 30 | 0.6 | 30 |  | PESD3V3U1UT | SOT23 | 2.9 x 1.3 x 1.0 |
| | | | | | | | | PESD5V0U1UT | | |
| | | | | | | | | PESD12VU1UT | | |
| | | | | | | | | PESD15VU1UT | | |
| | | | | | | | | PESD24VU1UT | | |
| | | 0 | 1 | 5 | 0.17 | 15 |  | PESD5V0H1BSN | SOD992B | 0.43 x 0.23 x 0.12 |
| 2.0 | 0.69 | | | 20 | PESD2V0Y1BSF | DSN0603-2 (SOD962) | | 0.6 x 0.3 x 0.3 | | |
| 2.5 | 0.25 | | | 15 | PESD2V5Y1BSF | | | | | |
| 2.8 | 0.1 | | | 10 | PESD2V8R1BSF | | | | | |
| 3.3 | 0.24 | | | 15 | PESD3V3Y1BSF | | | | | |
| | 0.2 | | | 20 | PESD3V3C1BSF | | | | | |
| | 0.28 | | | 20 | PESD3V3Z1BSF | | | | | |
| | 0.45 | | | 30 | PESD3V3Z1BCSF | | | | | |
| | 0.55 | | | 30 | PESD3V3W1BCSF | | | | | |
| 4.0 | 0.24 | | | 15 | PESD4V0Y1BSF | | | | | |
| | 0.28 | | | 20 | PESD4V0Z1BSF | | | | | |
| | 0.45 | | | 30 | PESD4V0W1BCSF | | | | | |
| | 0.55 | | | 30 | PESD5V0R1BSF | | | | | |
| | 0.1 | | | 10 | PESD5V0H1BSF | | | | | |
| 5 | 0.15 | | | 15 | PESD5V0C1BSF | | | | | |
| | 0.2 | | | 20 | PESD7V0R1BSF | | | | | |
| | 0.1 | | | 10 | PESD7V0H1BSF | | | | | |
| 7 | 0.15 | | | 15 | PESD7V0C1BSF | | | | | |
| | 0.2 | | | 20 | PESD5V0F1BSF | | | | | |
| | 0.25 | | | 10 | PESD5V0F1BRF | | | | | |
| 5.5 | 0.25 | | | 10 | PESD3V3X1BCSF | | | | DFN1006D-2 (SOD882D) | 1.0 x 0.6 x 0.37 |
| 3.3 | - | | | 20 | PESD5V0X1BCSF | | | | | |
| 5.0 | - | | | 20 | PESD5V0X1BCSF | | | | | |
| 5 | 0.4 | | | 10 | PESD5V0F1BLD | | | | DFN1006-2 (SOD882) | 1.0 x 0.6 x 0.48 |
| 3.3 | 1.3 | | | 9 | PESD3V3X1BL | | | | | |
| 5.5 | 0.4 | | | 10 | PESD5V0F1BL | | | | | |
| | 0.49 | | | 8 | PESD5V0X1BCL | | | | | |
| | 5 | | | 0.85 | 15 | | | | PESD5V0X1BCAL | |
| | | | | 0.9 | 9 | | | | PESD5V0X1BL | |
| | 18 | | | 0.35 | 10 | | | | PESD18VF1BL | |
| 24 | 0.3 | | | 10 | PESD24VF1BL | | | | | |
| 30 | 0.3 | | | 10 | PESD30VF1BL | | | | | |

ESD protection, TVS, filtering and signal conditioning

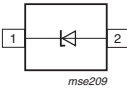
Low capacitance ESD protection for high-speed interfaces

Products in **bold red** are under development

| Unid/Rectional | Bid/Rectional | V _{RWM} (V) | C _{line} typ (pF) | ESD rating max (kV) [1] | Configuration | Type | Package | Size (mm) | |
|---|---------------|---|---|---|--|---|--|--|--------------------|
| 2 | 1 | 5 | 0.5 | 10 |  | PESD5V0X2UMB | DFN1006B-3 (SOT883B)  | 1.0 x 0.6 x 0.37 | |
| | | | | | | PESD5V0X2UM | DFN1006-3 (SOT883)  | 1.0 x 0.6 x 0.48 | |
| | | | PESD5V0X2UAMB | DFN1006B-3 (SOT883B)  | | 1.0 x 0.6 x 0.37 | | | |
| | | | PESD5V0X2UAM | DFN1006-3 (SOT883)  | | 1.0 x 0.6 x 0.48 | | | |
| | | | PESD5V0X1BT | SOT23  | | 2.9 x 1.3 x 1.0 | | | |
| | 0 | 80 | 0.6 | 30 |  | NUP1301U | SOT323  | 2.0 x 1.25 x 0.95 | |
| | | | | | | NUP1301 | SOT23  | 2.9 x 1.3 x 1.0 | |
| | | | | | | NUP1301QA | SOT1215  | 1.0 x 1.0 x 0.4 | |
| | 0 | 2 | 4 | 0.26 | 20 |  | PUSB3BB2DF | DFN0603-3 (SOT8013)  | 0.62 x 0.32 x 0.25 |
| | 3 | 0 | 5.5 | 1 | 8 |  | PRTR5V0U2X | SOT143B  | 2.9 x 1.3 x 1.0 |
| 1.8 | | | | 12 | PRTR5V0U2AX | | | | |
| 1 | | | | 8 |  | PRTR5V0U2F | DFN1410-6 (SOT886)  | 1.45 x 1.0 x 0.48 | |
| 4 | 0 | 3.3 | 0.75 | 25 |  | PESD3V3X4UHM | DFN1308-6 (SOT8006)  | 1.3 x 0.8 x 0.4 | |
| | | | | |  | IP4220CZ6 | SOT457 (SC-74)  | 2.9 x 1.5 x 1.0 | |
| | |  | PRTR5V0U4D | 2.9 x 1.5 x 1.0 | | | | | |
| | |  | PUSB2X4D | | | | | | |
| | | 5.5 | 0.7 | 12 |  | PUSB2X4Y | SOT363 (SC-88)  | 2.0 x 1.25 x 0.95 | |
| | | | | |  | IP4283CZ10-TBR | DFN2510A-10 (SOT1176)  | 2.5 x 1.0 x 0.48 | |
| | | |  | IP4294CZ10-TBR | | | | | |
| | | |  | PUSB3F96 | | | | | |
| | | |  | PHDMI2F4 | | | | | |
| | | |  | PUSB3FR4 | | | | | |
|  | PHDMI2FR4 | | | | | | | | |
| 3.3 | 0.27 | 15 |  | PUSB3AB4 | DFN2510A-10 (SOT1176)  | 2.5 x 1.0 x 0.48 | | | |
| | | | |  | | | PHDMI2AB4 | | |
| 5 | 0.17 | 15 |  | PUSB3AB4 | DFN2510A-10 (SOT1176)  | 2.5 x 1.0 x 0.48 | | | |
| | | | |  | | | PHDMI2AB4 | | |

General purpose ESD protection devices

Types in **bold** represent new products

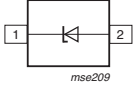

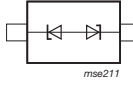

| Number of protected lines | | V _{RWM} (V) | C _{line typ} (pF) | C _{line max} (pF) | I _{PP max} (A) [1] | ESD rating max (kV) [1] | I _{R max} (µA) @ V _{RWM} | Configuration | Type | Package | Size (mm) |
|---------------------------|---------------|----------------------|----------------------------|----------------------------|-----------------------------|-------------------------|--|---|---------------------|----------------------|-----------------|
| Unidirectional | Bidirectional | | | | | | | | | | |
| 1 | 0 | 5 | 35 | 42 | 3.5 | 30 | 0.1 |  | PESD5V0S1USF | DSN0603-2 (SOD962) | 0.6 x 0.3 x 0.3 |
| | | 5.5 | 12 | 15.4 | 1.2 | 30 | 0.1 | | PESD5V0L1USF | | |
| | | 3.3 | 2.6 | 3.1 | - | 9 | 0.1 (@ 3 V) | | PESD3V3U1UL | DFN1006-2 (SOD882) | 1.0 x 0.6 x 0.5 |
| | | | 34 | 40 | 4.5 | 30 | 0.3 | | PESD3V3L1UL | | |
| | | | 207 | 300 | 15 | 30 | 2 | | PESD3V3S1UL | | |
| | | 5 | 2 | 2.6 | - | 9 | 0.1 | | PESD5V0U1UL | | |
| | | | 25 | 30 | 3.5 | 26 | 0.1 | | PESD5V0L1UL | | |
| | | 5 | 152 | 200 | 15 | 30 | 1 | | PESD5V0S1UL | | |
| | | 12 | 38 | 75 | 5 | 30 | 0.05 | | PESD12VS1UL | | |
| | | 15 | 32 | 70 | 5 | 30 | 0.05 | | PESD15VS1UL | | |
| | | 24 | 23 | 50 | 3 | 23 | 0.05 | | PESD24VS1UL | | |
| | | 36 | 18 | 2.5 | 2.5 | 30 | 0.01 | | PESD36VS1UL | | |
| | | 5 | 25 | 30 | 3.5 | 26 | 0.1 | | PESD5V0L1ULD | DFN1006D-2 (SOD882D) | 1.0 x 0.6 x 0.4 |
| | | | 152 | 200 | 15 | 30 | 1 | | PESD8V0S1ULD | | |
| | | 8 | 70 | 90 | 13 | 30 | 0.5 | | PESD12VS1ULD | | |
| | | 12 | 38 | 75 | 5 | 30 | 0.05 | | PESD15VS1ULD | | |
| | | 15 | 32 | 70 | 5 | 30 | 0.05 | | PESD24VS1ULD | | |
| | | 24 | 23 | 50 | 3 | 23 | 0.05 | | PESD5Z2.5 | | |
| | | 3.3 | 2.6 | 3.1 | - | 9 | 0.1 (@ 3 V) | | PESD3V3U1UB | SOD523 (SC-79) | 1.2 x 0.8 x 0.6 |
| | | | 34 | 40 | 4.5 | 30 | 0.3 | | PESD3V3L1UB | | |
| | | | 172 | 200 | 20 | 30 | 0.05 | | PESD5Z3.3 | | |
| | | | 207 | 300 | 18 | 30 | 2 | | PESD3V3S1UB | | |
| | | 5 | 2 | 2.6 | - | 9 | 0.1 | | PESD5V0U1UB | | |
| | | | 25 | 30 | 3.5 | 26 | 0.1 | | PESD5V0L1UB | | |
| | | | 89 | 150 | 10 | 30 | 0.05 | | PESD5Z5.0 | | |
| | | | 152 | 200 | 15 | 30 | 1 | | PESD5V0S1UB | | |
| | | 6 | 78 | 150 | 10 | 30 | 0.01 | | PESD5Z6.0 | | |
| | | 7 | 69 | 150 | 10 | 30 | 0.01 | | PESD5Z7.0 | | |
| | | 12 | 35 | 75 | 6 | 30 | 0.01 | | PESD5Z12 | | |
| | | | 38 | 75 | 5 | 30 | 0.05 | | PESD12VS1UB | | |
| | | 15 | 32 | 70 | 5 | 30 | 0.05 | | PESD15VS1UB | | |
| | | 24 | 23 | 50 | 3 | 23 | 0.05 | | PESD24VS1UB | | |

ESD protection, TVS, filtering and signal conditioning

[1] 10/1000µs according to IEC 61643-321

General purpose ESD protection devices

Types in **bold** represent new products

| Number of protected lines | | V _{RWM} (V) | C _{line typ} (pF) | C _{line max} (pF) | I _{PP max} (A) ^[1] | ESD rating max (kV) ^[1] | I _{R max} (µA) @ V _{RWM} | Configuration | Type | Package | Size (mm) | | |
|---------------------------|---------------|----------------------|----------------------------|----------------------------|--|------------------------------------|--|---|---|---|-------------------|-------------|---|
| Unid/Rectional | Bid/Rectional | | | | | | | | | | | | |
| 1 | 0 | 3.3 | 2.6 | 3.1 | - | 9 | 0.1 (@ 3 V) |  | PESD3V3U1UA |  SOD323 (SC-76) | 1.7 x 1.25 x 0.95 | | |
| | | 5 | 2 | 2.6 | - | 9 | 0.1 | | PESD5V0U1UA | | | | |
| | | | 25 | 30 | 3.5 | 26 | 0.1 | | | | | PESD5V0L1UA | |
| | | | 480 | 530 | 47 | 30 | 4 | | | | | PESD5V0S1UA | |
| | | 12 | 160 | 180 | 22.5 | 30 | 0.1 | | PESD12VS1UA | | | | |
| | | 24 | 23 | 50 | 3 | 23 | 0.05 | | PESD24VS1UA | | | | |
| | | 5 | 480 | 530 | 47 | 30 | 4 | | PESD5V0S1UJ | | | | |
| | | 12 | 160 | 180 | 22.5 | 30 | 0.1 | | PESD12VS1UJ | | | | |
| | | 36 | 18 | 30 | 2.5 | 30 | 0.01 | | PESD36VS1UJ | | | | |
| | | 0 | 1 | 5.5 | 8.6 | 10.3 | - | | 25 | | | 0.1 |  |
| 3.3 | 5.5 | | | 6 | 5.4 | 20 | 0.1 | PESD3V3U1BCSF | | | | | |
| | 8.5 | | | 10 | 7.1 | 30 | 0.1 | PESD3V3V1BCSF | | | | | |
| 5.5 | 5.3 | | | 6 | 1 | 20 | 0.1 | PESD5V0V1BCSF | | | | | |
| | | | | | 2 | 20 | 0.1 | PESD5V0V1BDSF | | | | | |
| | 4.5 | | | 1 | 15 | 0.1 | PESD5V0V1BSF | | | | | | |
| | 12 | | | 15.4 | 3 | 30 | 0.1 | PESD5V0L1BSF | | | | | |
| | 35 | | | 45 | 8 | 30 | 0.1 | PESD5V0S1BSF | | | | | |
| 12 | 17 | | | 19 | 6.1 | 30 | 0.05 | PESD12VA-SF | | | | | |
| 16 | 5.7 | | | 6.5 | 1.3 | 12 | 0.05 | PESD16VV1BSF | | | | | |
| 18 | 4 | | | 6 | 3 | 25 | 0.1 | PESD18VV1BBSF | | | | | |
| 3.3 | 101 | | | - | 18 | 30 | 2 | PESD3V3L1BA | | | | | |
| 5 | 75 | | | - | 15 | 30 | 1 | PESD5V0L1BA | | | | | |
| 12 | 19 | | | - | 5 | 30 | 0.05 | PESD12VL1BA | | | | | |
| 15 | 16 | | | - | 5 | 30 | 0.05 | PESD15VL1BA | | | | | |
| 24 | 11 | | | - | 3 | 23 | 0.05 | PESD24VL1BA | | | | | |
| 32 | 9 | | | 12 | 2.5 | 23 | 0.05 | PESD32VL1BA | | | | | |
| 36 | 9 | | | 12 | 2 | 18 | 0.05 | PESD36VL1BA | | | | | |
| 24 | 14 | | | 17 | 3.5 | 30 | 0.05 | PESD24VV1BA | | | | | |
| 27 | 13 | | | 17 | 3 | 30 | 0.05 | PESD27VV1BA | | | | | |
| 3.3 | 11 | | | 13 | 5 | 30 | 0.01 | PESD3V3V1BL | | | | | |
| | 22 | | | 30 | 10 | 30 | 0.05 | PESD3V3T1BL | | | | | |
| | 35 | | | 40 | 15 | 30 | 0.1 | PESD3V3S1BL | | | | | |
| | 65 | | | 78 | 34 | 30 | 0.05 | PTVS3V3D1BAL | | | | | |
| 4.5 | 65 | | | 78 | 34 | 30 | 0.05 | PTVS4V5D1BL | | | | | |
| 5 | 11 | | | 13 | 4.8 | 30 | 0.01 | PESD5V0V1BL | | | | | |
| | | | | | | | | |  DFN1006-2 (SOD882) | 1.7 x 1.25 x 0.95 | | | |

^[1] 10/1000µs according to IEC 61643-321

General purpose ESD protection devices

| Number of protected lines | | V_{RWM} (V) | C_{line} typ (pF) | C_{line} max (pF) | I_{PP} max (A) [1] | ESD rating max (kV) [1] | I_R max (μA) @ V_{RWM} | Configuration | Type | Package | Size (mm) | | |
|---------------------------|---------------|---------------|---------------------|---------------------|----------------------|-------------------------|----------------------------|---------------|----------------|----------------------|-------------------|----------------------|-------------------|
| Unid/Rectional | Bid/Rectional | | | | | | | | | | | | |
| 0 | 1 | 5 | 35 | 45 | 12 | 30 | 0.1 | | PESD5V0S1BL | DFN1006-2 (SOD882) | 1.7 x 1.25 x 0.95 | | |
| | | 5.5 | 70 | 84 | 35 | 30 | 0.1 | | PTV55V5D1BL | | | | |
| | | 12 | 17 | 25 | 7.8 | 30 | 0.01 | | PESD12VV1BL | | | | |
| | | 3 | 20 | 25 | 10 | 30 | 0.1 | | PESD3V3T1BLD | DFN1006D-2 (SOD882D) | | | |
| | | 11 | 13 | 4.8 | 30 | 0.01 | PESD5V0V1BLD | | | | | | |
| | | 35 | 45 | 12 | 30 | 0.1 | PESD5V0S1BLD | | | | | | |
| | | 11 | 13 | 4.8 | 30 | 0.01 | PESD5V0V1BB | | SOD523 (SC-79) | 1.2 x 0.8 x 0.6 | | | |
| | | 35 | 45 | 12 | 30 | 0.1 | PESD5V0S1BB | | | | | | |
| | | 11 | 13 | 4.8 | 30 | 0.01 | PESD5V0V1BA | | SOD323 (SC-76) | 1.2 x 0.8 x 0.6 | | | |
| | | 35 | 45 | 12 | 12 | 0.1 | PESD5V0S1BA | | | | | | |
| | | 5 | 2.9 | 3.5 | - | 10 | 0.1 | | | PESD5V0U1BL | | DFN1006-2 (SOD882) | 1.7 x 1.25 x 0.95 |
| | | | | | | | | | | PESD5V0U1BLD | | DFN1006D-2 (SOD882D) | |
| | | | | | | | | | | PESD5V0U1BB | | SOD523 (SC-79) | |
| | | | | | | | | | | PESD5V0U1BA | | SOD323 (SC-76) | |
| | | | | | | | | | | | | | |
| | | | | | | | | | | | | | |
| 2 | 1 | 3.3 | 22 | 28 | 3 | 15 | 0.03 | | PESD3V3L2UM | DFN1006-3 (SOT883) | 1.0 x 0.6 x 0.5 | | |
| | | 5 | 16 | 19 | 2.5 | 15 | 0.025 | | PESD5V0L2UM | | | | |
| | | | | | 2.5 | 15 | 0.025 | | PESD5V0L2UMB | DFN1006B-3 (SOT883B) | | 1 x 0.6 x 0.37 | |
| | | 3.3 | 207 | 300 | 18 | 30 | 2 | | PESD3V3S2UT | SOT23 | 2.9 x 1.3 x 1 | | |
| | | 5.2 | 152 | 200 | 15 | 30 | 1 | | PESD5V2S2UT | | | | |
| | | 12 | 38 | 75 | 5 | 30 | 1 | | PESD12VS2UT | | | | |
| | | 15 | 32 | 70 | 5 | 30 | 1 | | PESD15VS2UT | | | | |
| | | 24 | 23 | 50 | 3 | 23 | 1 | | PESD24VS2UT | | | | |
| | | 36 | 17 | 35 | 2.5 | 30 | 1 (@ 30 V) | | PESD36VS2UT | | | | |
| | | 42 | 17 | 20 | 1.8 | 23 | 0.05 | | PESD42S2UT | | | | |
| | | 3.3 | 207 | 300 | 18 | 30 | 2 | | | | | PESD3V3S2UAT | |
| | | 5 | 152 | 200 | 15 | 30 | 1 | PESD5V0S2UAT | | | | | |
| | | 15 | 32 | 70 | 5 | 30 | 0.05 | PESD15VS2UAT | | | | | |
| | | 24 | 23 | 50 | 3 | 23 | 0.05 | PESD24VS2UAT | | | | | |
| | | 5 | 38 | 46 | 6.5 | 30 | 0.09 (@ 4 V) | | PESD5V0L2UU | SOT323 (SC-70) | 2 x 1.25 x 0.95 | | |
| 6 | 34 | 40 | 5.5 | 30 | 0.018 (@ 4.3 V) | PESD6V0L2UU | | | | | | | |
| | | | | | | | | | | | | | |
| 0 | 2 | 3.3 | 101 | - | 15 | 30 | 0.05 | | PESD3V3L2BT | SOT23 | 2.9 x 1.3 x 1 | | |
| | | 5 | 75 | - | 13 | 30 | 0.05 | | PESD5V0L2BT | | | | |
| | | 12 | 19 | - | 5 | 30 | 0.1 | | PESD12VL2BT | | | | |

ESD protection, TVS, filtering and signal conditioning

[1] 10/1000μs according to IEC 61643-3:21




















General purpose ESD protection devices

Types in **bold** represent new products

| Number of protected lines | | V_{RWM} (V) | C_{line} typ (pF) | C_{line} max (pF) | I_{PP} max (A) [1] | ESD rating max (kV) [1] | I_R max (μ A) @ V_{RWM} | Configuration | Type | Package | Size (mm) | |
|---------------------------|---------------|---------------|---------------------|---------------------|----------------------|-------------------------|----------------------------------|---------------|--------------------|--------------------|----------------|-----------------|
| Unid/Rectional | Bid/Rectional | | | | | | | | | | | |
| 0 | 2 | 15 | 16 | - | 5 | 30 | 0.05 | | PESD15VL2BT | | 2.9 x 1.3 x 1 | |
| | | 24 | 11 | - | 3 | 23 | 0.05 | | PESD24VL2BT | | | |
| | | 24 | 14 | 17 | 3.5 | 30 | 0.05 | | PESD24VV2BT | | | |
| | | 27 | 13 | 17 | 3 | 30 | 0.05 | | PESD27VV2BT | | | |
| | | 35 | 45 | 12 | 30 | 0.1 | PESD5V0S2BT | | | | | |
| | | 2.9 | 3.5 | - | 10 | 0.1 | PESD5V0U2BT | | | | | |
| | | 18 | 20 | 9 | 30 | 0.01 | PESD5V0U2BM | | | | | |
| | | 2.9 | 3.5 | - | 10 | 0.1 | PESD5V0V2BM | | | | | |
| | | 18 | 20 | 9 | 30 | 0.01 | PESD5V0U2BMB | | | | | |
| | | 35 | 45 | 35 | 30 | 0.1 | PESD5V0V2BMB | | | | | |
| 4 | 3 | 3.3 | 22 | 28 | 3 | 20 | 0.3 | | PESD3V3L4UF | | 1.45 x 1 x 0.5 | |
| | | | 110 | 300 | 10 | 30 | 1 (@ 3 V) | | PESD3V3S4UF | | | |
| | | 5 | 16 | 19 | 2.5 | 20 | 0.025 | | PESD5V0L4UF | | | |
| | | | 85 | 220 | 10 | 30 | 0.1 (@ 4.3 V) | | PESD5V0S4UF | | | |
| | | 3 | 200 | 240 | - | 8 | 2 | | BZA856A | | | SOT353 (SC-88A) |
| | | 3.3 | 22 | 28 | 3 | 20 | 0.3 | | PESD3V3L4UG | | | |
| | | | 5 | 16 | 19 | 2.5 | 20 | | 0.025 | | | |
| | | 3 | 200 | 240 | - | 8 | 2 | | BZA456A | | | |
| | | 3.3 | 215 | 300 | 20 | 30 | 0.8 | | PESD3V3S4UD | | | |
| | | 5 | 165 | 220 | 20 | 30 | 0.2 | | PESD5V0S4UD | | | |
| | | 15 | 37 | 48 | - | 8 | 0.1 | | BZA420A | | | |
| | | 24 | 40 | 70 | 4 | 23 | 0.01 | | PESD24V54UD | | | |
| | | 3.3 | 22 | 28 | 2.5 | 20 | 0.3 | | PESD3V3L5UF | | | |
| | | 0 | 4 | 3.3 | 22 | 28 | 2.5 | | 20 | | | 0.3 |
| 5 | 16 | | | | 19 | 2.5 | 20 | 0.025 | PESD5V0U4BF | DFN1410-6 (SOT886) | 1.45 x 1 x 0.5 | |
| 5 | 2.9 | | | 3.5 | - | 10 | 0.1 | BZA408B | SOT457 (SC-74) | 2.9 x 1.5 x 1.0 | | |
| | 45 | | | 75 | - | 15 | 0.1 | | | | | |
| 0 | 5 | 3.3 | 22 | 28 | 2.5 | 20 | 0.3 | | PESD3V3L5UF | | 1.45 x 1 x 0.5 | |
| | | | 5 | 16 | 19 | 2.5 | 20 | | 0.025 | | | PESD5V0L5UF |
| | | 3.3 | 22 | 28 | 2.5 | 20 | 0.3 | | PESD3V3L5UY | | | |
| | | | 5 | 16 | 19 | 2.5 | 20 | | 0.025 | | PESD5V0L5UY | |
| | | 3.3 | 215 | 300 | 20 | 30 | 0.8 | | PESD3V3S5UD | | | |
| | | | 5 | 165 | 220 | 20 | 30 | | 0.2 | | PESD5V0S5UD | |
| | | 24 | 45 | 70 | 4 | 23 | 0.015 | | PESD24V55UD | | | |
| | | 5 | 2.9 | 3.5 | - | 10 | 0.1 | | PESD5V0U5BF | DFN1410-6 (SOT886) | 1.45 x 1 x 0.5 | |


Common mode filters with integrated protection

Types in **bold red** are in development, types in **bold** represent new products

| Interface | Number of protected lines | Type | Differential Mode 3 dB frequency (typ.) | range of CM rejection > -10 dB | V _{RWM} (V) | IEC61000-4-2 ESD rating (kV) | IPP (A) 8/20 μs | Channel series resistance (Ω) | Package | Size (mm) |
|-----------|---------------------------|----------------------|---|--------------------------------|----------------------|------------------------------|-----------------|-------------------------------|---|-------------------|
| USB2.0 | 1 | IP3319CX6 | 1.5 | 0.14 - 5.8 | 5.5 | 15 | 6 | 6 | WLCSP6  | 0.95 x 1.34 x 0.6 |
| USB3.2 | 1 | PCMF1USB3BA/C | 10 GHz | 1.85 - 8.9 | 4 | 15 | 7.5 | 2.2 | WLCSP5  | 0.8 x 1.2 x 0.5 |
| | 2 | PCMF2USB3BA/C | | | | | | | WLCSP10  | 1.6 x 1.2 x 0.5 |
| | 3 | PCMF3USB3BA/C | | | | | | | WLCSP15  | 2.4 x 1.2 x 0.5 |
| | 1 | PCMF1USB3B/C | 8.1 GHz | 1.24 - 10 | 4 | 20 | 9.5 | 2.6 | WLCSP5  | 0.8 x 1.2 x 0.5 |
| | 2 | PCMF2USB3B/C | | | | | | | WLCSP10  | 1.6 x 1.2 x 0.5 |
| | 3 | PCMF3USB3B/C | | | | | | | WLCSP15  | 2.4 x 1.2 x 0.5 |
| | 1 | PCMF1USB3S | 6 GHz | 0.63 - 8.3 | 5 | 15 | 7 | 3 | WLCSP5  | 0.8 x 1.2 x 0.5 |
| | 2 | PCMF2USB3S | | | | | | | WLCSP10  | 1.6 x 1.2 x 0.5 |
| | 3 | PCMF3USB3S | | | | | | | WLCSP15  | 2.4 x 1.2 x 0.5 |
| | 1 | PESD1USB3B | 16.1 GHz | - | 4 | 20 | 9.5 | - | WLCSP5  | 0.8 x 1.2 x 0.5 |
| | 2 | PESD2USB3B | | | | | | | WLCSP10  | 1.6 x 1.2 x 0.5 |
| | 3 | PESD3USB3B | | | | | | | WLCSP15  | 2.4 x 1.2 x 0.5 |
| | 1 | PESD1USB3S | 17 GHz | - | 5 | 15 | 8 | - | WLCSP5  | 0.8 x 1.2 x 0.5 |
| | 2 | PESD2USB3S | | | | | | | WLCSP10  | 1.6 x 1.2 x 0.5 |
| | 3 | PESD3USB3S | | | | | | | WLCSP15  | 2.4 x 1.2 x 0.5 |
| HDMI2.0 | 1 | PCMF1HDMI2S | >6 GHz | 0.63-8.3 | 5 | 15 | 7 | 3 | WLCSP5  | 0.8 x 1.2 x 0.5 |
| | 2 | PCMF2HDMI2S | | | | | | | WLCSP10  | 1.6 x 1.2 x 0.5 |
| | 3 | PCMF3HDMI2S | | | | | | | WLCSP15  | 2.4 x 1.2 x 0.5 |



ESD protection, TVS, filtering and signal conditioning

RC low pass filters with integrated protection


| Number of protected lines | Line small-signal equivalents | | | Digital interface clock speed (MHz) | Insertion loss S21 ~ -3 dB (MHz) | Type | Package | Size (mm) |
|---------------------------|-------------------------------|------------|------------|-------------------------------------|----------------------------------|------------------|---|-------------------|
| | Rline (Ω) | Cline (pF) | Lline (nH) | | | | | |
| 4 | 40 | 18 | - | ~100 | 300 | IP4252CZ8-4-TTL | DFN1714-8 (SOT1166) | 1.7 x 1.35 x 0.52 |
| | 100 | 45 | - | ~40 | 130 | IP4254CZ8-4-TTL |  | |
| 8 | 40 | 18 | - | ~100 | 300 | IP4252CZ16-8-TTL | DFN3314-16 (SOT1168) | 3.3 x 1.35 x 0.53 |
| | 100 | 45 | - | ~40 | 130 | IP4254CZ16-8-TTL | | |
| | | 15 | - | ~110 | 330 | IP4251CZ16-8-TTL | | |

Transient Voltage Surge Suppressor (TVS)

TVS diodes for mobile applications

| V_{RWM} | $V_{BR\ min}$ | $V_{BR\ max}$ | $I_{PPM\ 8/20\mu s}$ | $V_{CL\ 8/20\mu s}$ | Type | Package | Size |
|-----------|---------------|---------------|----------------------|---------------------|--------------|--|------------------|
| 3.3 | 4.7 | - | 34 | 13.2 | PTVS3V3D1BAL | DFN1006-2 (SOD882)  | 1.0 x 0.6 x 0.48 |
| 4.5 | 4.7 | - | 34 | 13.2 | PTVS4V5D1BL | | |
| 5.5 | 5.6 | 7.6 | 35 | 12.2 | PTVS5V5D1BL | | |
| 3.3 | 3.8 | 6.8 | 70 | 11 | PTVS3V3Z1BSC | DSN1006-2 (SOD993B)  | 1.0 x 0.6 x 0.27 |
| 5 | 5.5 | 8.3 | 60 | 12 | PTVS5V0Z1BSC | | |

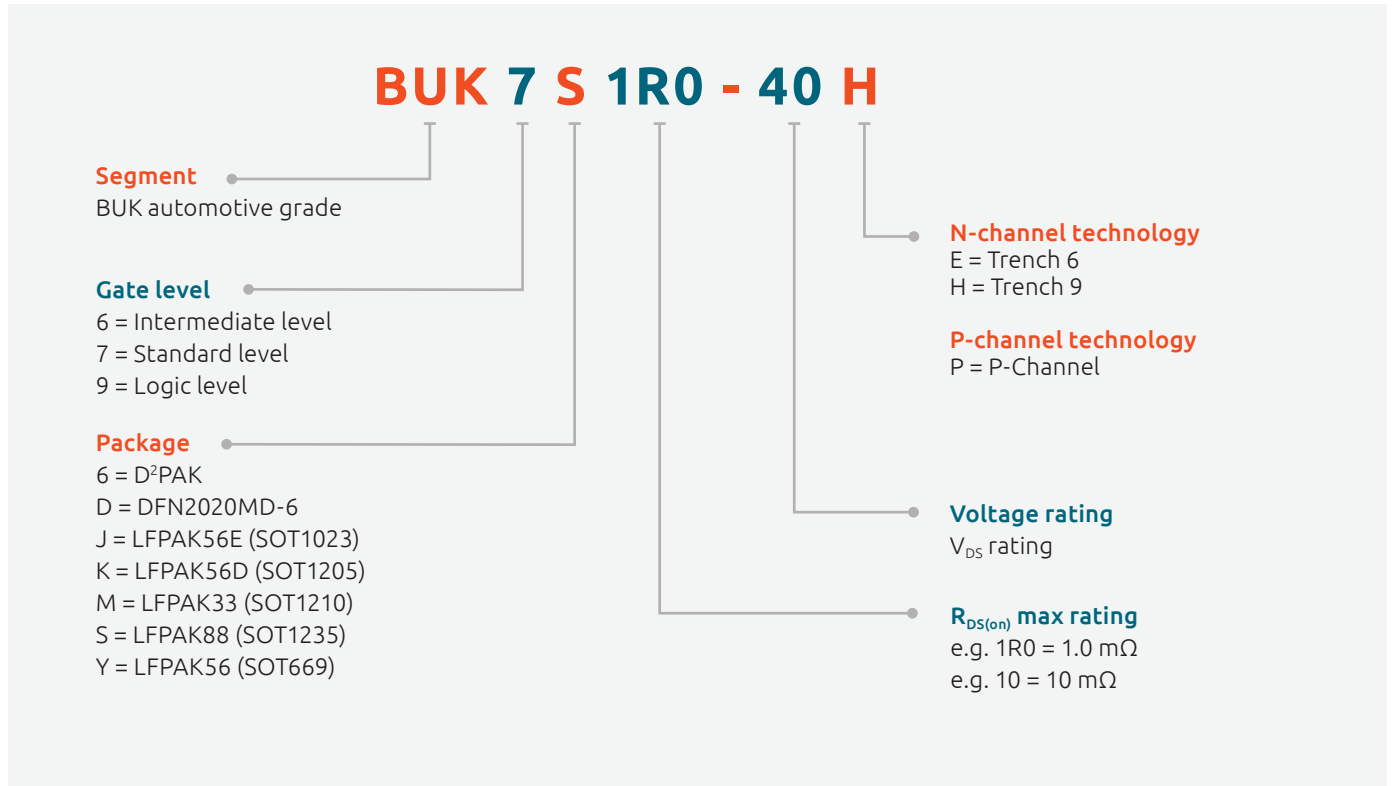
| $P_{PPM\ 10/1000\mu s}$ | V_{RWM} | $V_{BR\ min}$ | $V_{BR\ max}$ | $I_{PPM\ 8/20\mu s}$ | $V_{CL\ 8/20\mu s}$ | $I_{PPM\ 10/1000\mu s}$ | $V_{CL\ 10/1000\mu s}$ | Type | Package | Size |
|-------------------------|-----------|---------------|---------------|----------------------|---------------------|-------------------------|------------------------|--------------|--|------------------|
| 300 | 7.5 | 8.33 | 9.21 | 178 | 19.7 | 23.3 | 12.9 | PTVS7V5U1UPA | DFN2020-3 (SOT1061)  | 2.0 x 2.0 x 0.62 |
| | 10 | 11.1 | 12.3 | 148 | 23 | 17.6 | 17 | PTVS10VU1UPA | | |
| | 12 | 13.3 | 14.7 | 131 | 25.2 | 15.1 | 19.9 | PTVS12VU1UPA | | |
| | 15 | 16.7 | 18.5 | 111 | 28.8 | 12.3 | 24.4 | PTVS15VU1UPA | | |
| | 18 | 20 | 22.1 | 97 | 32 | 10.3 | 29.2 | PTVS18VU1UPA | | |
| | 20 | 22.2 | 24.5 | 98.5 | 38.7 | 9.2 | 32.5 | PTVS20VU1UPA | | |
| | 22 | 24.4 | 26.9 | 88.5 | 41 | 8.4 | 35.5 | PTVS22VU1UPA | | |
| | 24 | 26.7 | 29.5 | 79 | 44.2 | 7.7 | 38.8 | PTVS24VU1UPA | | |
| | 26 | 28.9 | 31.9 | 69 | 43.5 | 7 | 43 | PTVS26VU1UPA | | |

| $V_{RWM}\ (V)$ | $V_{br\ min}\ (V)$ | $V_{br\ max}\ (V)$ | 8/20 μs pulse | | 10/1000 μs pulse | | $I_{Rm\ typ}\ @\ V_{RWM}\ (nA)$ | $I_{Rm\ max}\ @\ V_{RWM}\ (nA)$ | $R_{dyn}\ (TLP)$ | Type | Package | Size |
|----------------|--------------------|--------------------|---------------------------------|---------------------------|---------------------------------|----------------|---------------------------------|---------------------------------|------------------|---------------|---|------------------|
| | | | $V_{cl}\ @\ I_{ppm}\ (V)_{max}$ | $V_{CL}\ @\ I_{ppm}\ (A)$ | $V_{cl}\ @\ I_{ppm}\ (V)_{max}$ | $I_{ppm}\ (A)$ | | | | | | |
| 5 | 6.4 | 7.8 | 19.4 | 100 | 12 | 20 | 25 | 1000 | 0.1 | PTVS5V0Z1USKP | DSN1608-2 (SOD964)  | 1.6 x 0.8 x 0.27 |
| | | | 18 | 80 | 12 | 20 | 25 | 1000 | 0.06 | PTVS5V0Z1USK | | |
| 7.5 | 8.33 | 9.65 | 22 | 100 | 13.5 | 17 | 1 | 200 | 0.08 | PTVS7V5Z1USK | | |
| 10 | 11.1 | 12.9 | 27 | 75 | 18.2 | 12.5 | 0.1 | 200 | 0.11 | PTVS10VZ1USK | | |
| 12 | 13.1 | 15.4 | 29 | 65 | 21.8 | 10.5 | 0.1 | 200 | 0.11 | PTVS12VZ1USK | | |
| 15 | 16.7 | 19.4 | 26 | 52 | 27.4 | 7.5 | 0.1 | 200 | 0.13 | PTVS15VZ1USK | | |
| 18 | 20 | 23.2 | 44 | 41 | 32.8 | 6.4 | 0.1 | 200 | 0.17 | PTVS18VZ1USK | | |
| 20 | 22.2 | 25.4 | 48.3 | 41 | 36.9 | 6 | 1 | 200 | 0.2 | PTVS20VZ1USK | | |
| 22 | 24.4 | 26.9 | 51 | 39 | 40 | 5 | 0.1 | 200 | 0.2 | PTVS22VZ1USK | | |
| 26 | 28.9 | 33.4 | 57.5 | 32 | 46 | 4.5 | 0.1 | 200 | 0.15 | PTVS26VZ1USK | | |



| | |
|---|-----------|
| Automotive MOSFETs..... | 78 |
| Automotive grade MOSFETs nomenclature..... | 78 |
| N-channel 30V automotive power MOSFETs..... | 78 |
| N-channel 40V automotive power MOSFETs..... | 79 |
| N-channel 40V automotive power MOSFETs..... | 80 |
| N-channel 55V-60V automotive power MOSFETs..... | 81 |
| N-channel 55V-60V automotive power MOSFETs..... | 82 |
| N-channel 75V-80V automotive power MOSFETs..... | 83 |
| N-channel 100V automotive power MOSFETs..... | 84 |
| P-channel 30V-60V automotive power MOSFETs..... | 85 |
| Small-signal automotive MOSFETs – Low RDS(on)..... | 86 |
| Small-signal automotive MOSFETs – High RDS(on)..... | 88 |
| Small-signal automotive MOSFETs – Dual..... | 88 |
| Small-signal MOSFETs complementary..... | 88 |
| Power MOSFETs | 90 |
| N-channel 25V-30V Power MOSFETs..... | 90 |
| N-channel 40V-60V Power MOSFETs..... | 92 |
| N-channel 75V-200V Power MOSFETs..... | 94 |
| Power MOSFETs nomenclature..... | 97 |
| Small-signal MOSFETs | 98 |
| Small-signal MOSFETs in DFN1006 and DFN1006B packages..... | 98 |
| Small-signal MOSFETs in DFN0606..... | 98 |
| Small-signal MOSFETs in DFN1010D-3 single and DFN1010B-3 dual packages..... | 99 |
| Small-signal low-leakage MOSFETs..... | 99 |
| Small-signal MOSFETs in DFN2020MD-6 single and DFN2020-6 dual packages..... | 100 |
| Small-signal MOSFETs in WLCSP4 and WLCSP6 packages..... | 101 |
| Small-signal MOSFETs single (N-channel)..... | 102 |
| Small-signal MOSFETs single (P-channel)..... | 104 |
| Small-signal MOSFETs dual..... | 106 |
| Small-signal MOSFETs complementary..... | 106 |
| Small-signal MOSFETs nomenclature..... | 108 |

Automotive grade MOSFETs nomenclature



N-channel 30V automotive power MOSFETs

| Package name | Type number | V _{DS} [max] (V) | R _{DS(on)} [max] @ 10 V (mΩ) | R _{DS(on)} [max] @ 5 V (mΩ) | I _D [max] @ 25 °C (A) | R _{th(j-mb)} [max] (K/W) |
|-----------------------------------|--------------|---------------------------|---------------------------------------|--------------------------------------|----------------------------------|-----------------------------------|
| LFPAK56; Power-SO8 (SOT669) | BUK9Y07-30B | 30 | 6 | 7 | 75 | 1.42 |
| | BUK9Y22-30B | 30 | 19 | 22 | 38 | 2.53 |
| | BUK7Y20-30B | 30 | 20 | | 40 | 2.53 |
| LFPAK56D (SOT1205) | BUK9K5R1-30E | 30 | 4.4 | 5.3 | 40 | 2.21 |
| | BUK9K5R6-30E | 30 | 4.7 | 5.8 | 40 | 2.36 |
| | BUK7K5R1-30E | 30 | 5.1 | | 40 | 2.21 |
| | BUK7K5R6-30E | 30 | 5.6 | | 40 | 2.36 |
| LFPAK33 (SOT1210) | BUK9M5R2-30E | 30 | 4.1 | 5.2 | 70 | 1.89 |
| | BUK9M6R6-30E | 30 | 5.3 | 6.6 | 70 | 2 |
| | BUK9M10-30E | 30 | 7.8 | 10 | 54 | 2.75 |
| | BUK9M17-30E | 30 | 14 | 17 | 37 | 3.4 |

N-channel 40V automotive power MOSFETs

Types in **bold red** are in development, types in **bold** represent new products




| Package name | Type number | V_{DS} [max] (V) | $R_{DS(on)}$ [max] @ 10 V (m Ω) | $R_{DS(on)}$ [max] @ 5 V (m Ω) | I_D [max] @ 25 °C (A) | $R_{th(j-mb)}$ [max] (K/W) |
|-----------------------------------|--------------------------------|-----------------------|--|---|----------------------------------|----------------------------------|
| TO-220AB (SOT78) | BUK753R1-40E | 40 | 3.1 | | 100 | 0.64 |
| | BUK758R3-40E | 40 | 7.4 | | 75 | 1.56 |
| LFPAK88 (SOT1235) | BUK750R5-40H | 40 | 0.55 | | | |
| | BUK750R7-40H | 40 | 0.7 | | 425 | 0.4 |
| | BUK750R9-40H | 40 | 0.9 | | 375 | 0.4 |
| | BUK751R0-40H | 40 | 1 | | 325 | 0.4 |
| | BUK751R2-40H | 40 | 1.2 | | | |
| | BUK751R5-40H | 40 | 1.5 | | | |
| | BUK752R0-40H | 40 | 2.0 | | | |
| | BUK752R5-40H | 40 | 2.5 | | | |
| D ² PAK (SOT404) | BUK961R6-40E | 40 | 1.4 | 1.6 | 120 | 0.43 |
| | BUK761R6-40E | 40 | 1.6 | | 120 | 0.43 |
| | BUK761R7-40E | 40 | 1.6 | | 120 | 0.46 |
| | BUK762R0-40E | 40 | 2 | | 120 | 0.51 |
| | BUK962R6-40E | 40 | 2.4 | 2.8 | 100 | 0.57 |
| | BUK762R6-40E | 40 | 2.6 | | 100 | 0.57 |
| | BUK963R1-40E | 40 | 2.7 | 3.1 | 100 | 0.64 |
| | BUK964R1-40E | 40 | 3.5 | 4.1 | 75 | 0.82 |
| | BUK764R0-40E | 40 | 4 | | 75 | 0.82 |
| | BUK965R4-40E | 40 | 4.4 | 5.4 | 75 | 1.09 |
| | BUK765R3-40E | 40 | 4.9 | | 75 | 1.09 |
| | BUK768R1-40E | 40 | 7.2 | | 75 | 1.56 |
| | I ² PAK (SOT226) | BUK7E1R8-40E | 40 | 1.8 | | 120 |
| BUK7E1R9-40E | | 40 | 1.9 | | 120 | 0.46 |
| BUK7E8R3-40E | | 40 | 7.4 | | 75 | 1.56 |
| LFPAK56E (SOT1023) | BUK9J0R9-40H | 40 | 0.94 | 1.2 | 220 | 0.3 |
| | BUK7J1R0-40H | 40 | 1 | | 220 | 0.3 |
| | BUK7J1R4-40H | 40 | 1.4 | | 120 | 0.38 |
| LFPAK56; Power-SO8 (SOT669) | BUK9Y1R3-40H | 40 | 1.3 | 1.8 | 190 | 0.38 |
| | BUK7Y1R4-40H | 40 | 1.4 | | 190 | 0.38 |
| | BUK9Y1R6-40H | 40 | 1.6 | 2.2 | 120 | 0.51 |
| | BUK7Y1R7-40H | 40 | 1.7 | | 120 | 0.51 |
| | BUK9Y1R9-40H | 40 | 1.9 | 2.6 | 120 | 0.69 |
| | BUK7Y2R0-40H | 40 | 2 | | 120 | 0.69 |
| | BUK9Y2R4-40H | 40 | 2.4 | 3.2 | 120 | 0.79 |
| | BUK9Y3R0-40E | 40 | 2.5 | 3 | 100 | 0.77 |
| | BUK7Y2R5-40H | 40 | 2.5 | | 120 | 0.79 |
| | BUK9Y2R8-40H | 40 | 2.8 | 3.9 | 120 | 0.87 |
| | BUK7Y3R0-40H | 40 | 3 | | 120 | 0.87 |
| | BUK7Y3R5-40H | 40 | 3.5 | | 120 | 1.3 |
| | BUK7Y3R5-40E | 40 | 3.5 | | 100 | 0.9 |
| | BUK9Y3R5-40E | 40 | 3.6 | 3.8 | 100 | 0.9 |
| | BUK9Y4R4-40E | 40 | 3.7 | 4.4 | 100 | 1.02 |
| | BUK7Y4R4-40E | 40 | 4.4 | | 100 | 1.02 |
| | BUK9Y7R6-40E | 40 | 6 | 7.6 | 79 | 1.58 |
| | BUK9Y6R5-40H | 40 | 6.5 | 7.9 | | |
| | BUK9Y7R0-40H | 40 | 7 | | | |
| | BUK7Y7R2-40H | 40 | 7.2 | | | |
| BUK7Y7R6-40H | 40 | 7.6 | | | | |
| BUK7Y7R6-40E | 40 | 7.6 | | 79 | 1.58 | |
| BUK9Y12-40E | 40 | 10 | 12 | 52 | 2.31 | |
| BUK7Y12-40E | 40 | 12 | | 52 | 2.31 | |
| BUK9Y21-40E | 40 | 17 | 21 | 33 | 3.33 | |
| BUK7Y21-40E | 40 | 21 | | 33 | 3.33 | |
| BUK9Y29-40E | 40 | 25 | 29 | 25 | 4.03 | |
| BUK7Y29-40E | 40 | 29 | | 26 | 4.03 | |

N-channel 40V automotive power MOSFETs

types in **bold** represent new products

| Package name | Type number | V _{DS} [max] (V) | R _{DS(on)} [max] @ 10 V (mΩ) | R _{DS(on)} [max] @ 4.5 V or 5 V (mΩ) | I _D [max] @ 25 °C (A) | R _{th(j-mb)} [max] (K/W) |
|----------------------|---------------------|------------------------------|--|--|---|---|
| LFPK56D (SOT1205) | BUK7K6R2-40E | 40 | 5.8 | | 40 | 2.21 |
| | BUK9K6R2-40E | 40 | 6 | 6.2 | 40 | 2.21 |
| | BUK9K6R8-40E | 40 | 6.1 | 7.2 | 40 | 2.36 |
| | BUK7K6R8-40E | 40 | 6.8 | | | 2.36 |
| | BUK9K8R7-40E | 40 | 8 | 9.4 | 30 | 2.84 |
| | BUK7K8R7-40E | 40 | 8.5 | | | 2.84 |
| | BUK9K18-40E | 40 | 16 | 20 | 30 | 3.96 |
| | BUK7K18-40E | 40 | 19 | | 24 | 3.96 |
| | BUK9K25-40E | 40 | 24 | 29 | 18 | 4.68 |
| | BUK7K25-40E | 40 | 25 | | | 4.68 |
| LFPK33 (SOT1210) | BUK7M3R3-40H | 40 | 3.3 | | 80 | 1.48 |
| | BUK9M3R3-40H | 40 | 3.3 | 4.2 | 80 | 1.48 |
| | BUK7M4R3-40H | 40 | 4.3 | | 95 | |
| | BUK9M4R3-40H | 40 | 4.3 | 5.5 | 95 | |
| | BUK7M5R0-40H | 40 | 5 | | 85 | |
| | BUK9M5R0-40H | 40 | 5 | 6.4 | 85 | |
| | BUK7M6R0-40H | 40 | 6 | | 50 | 2.14 |
| | BUK9M6R0-40H | 40 | 6 | 7.7 | 50 | 2.14 |
| | BUK7M6R3-40E | 40 | 6.3 | | 70 | 1.89 |
| | BUK7M6R7-40H | 40 | 6.7 | | 50 | 2.32 |
| | BUK9M6R7-40H | 40 | 6.7 | 8.6 | 50 | 2.32 |
| | BUK7M8R0-40E | 40 | 8 | | 69 | 2 |
| | BUK7M8R5-40H | 40 | 8.5 | | 40 | 2.56 |
| | BUK9M8R5-40H | 40 | 8.5 | 11 | 40 | 2.56 |
| | BUK7M10-40E | 40 | 10 | | 56 | 2.43 |
| | BUK7M12-40E | 40 | 12 | | 48 | 2.75 |
| | BUK7M9R5-40H | 40 | 9.5 | | 40 | 2.74 |
| | BUK9M9R5-40H | 40 | 9.5 | 12 | 40 | 2.74 |
| | BUK7M21-40E | 40 | 21 | | 33 | 3.4 |
| | BUK7M11-40H | 40 | 11 | | 35 | 3 |
| | BUK9M11-40H | 40 | 11 | 14 | 35 | 3 |
| | BUK7M45-40E | 40 | 45 | | 19 | 4.8 |
| | BUK9M14-40E | 40 | 11 | 14 | 44 | 2.75 |
| | BUK9M24-40E | 40 | 20 | 24 | 30 | 3.4 |
| | BUK7M15-40H | 40 | 15 | | 30 | 3.44 |
| | BUK9M15-40H | 40 | 15 | 19 | 30 | 3.44 |
| | BUK7M20-40H | 40 | 20 | | 25 | 3.96 |
| | BUK9M20-40H | 40 | 20 | 25 | 25 | 3.96 |
| | BUK9M52-40E | 40 | 40 | 52 | 18 | 4.8 |
| | BUK9M7R2-40E | 40 | 5.8 | 7.2 | 70 | 1.89 |
| | BUK9M9R1-40E | 40 | 7.3 | 9.1 | 64 | 2 |
| | BUK9M11-40E | 40 | 9 | 11 | 53 | 2.43 |

N-channel 55V-60V automotive power MOSFETs





| Package name | Type number | V_{DS} [max] (V) | $R_{DS(on)}$ [max] @ 10 V (m Ω) | $R_{DS(on)}$ [max] @ 5 V (m Ω) | I_b [max] @ 25 °C (A) | $R_{th(j-mb)}$ [max] (K/W) | |
|--------------------------------|---|-----------------------|--|---|----------------------------------|----------------------------------|------|
| TO-220AB (SOT78) |  | BUK954R8-60E | 60 | 4.5 | 4.9 | 100 | 0.64 |
| | | BUK7610-55AL | 55 | 10 | | 75 | 0.5 |
| D ² PAK (SOT404) |  | BUK9620-55A | 55 | 18 | 20 | 54 | 1.2 |
| | | BUK7620-55A | 55 | 20 | | 54 | 1.2 |
| | | BUK9624-55A | 55 | 22 | 24 | 46 | 1.4 |
| | | BUK9635-55A | 55 | 32 | 35 | 34 | 1.8 |
| | | BUK7635-55A | 55 | 35 | | 35 | 1.7 |
| | | BUK9675-55A | 55 | 68 | 75 | 20 | 2.4 |
| | | BUK7675-55A | 55 | 75 | | 20 | 2.4 |
| | | BUK962R5-60E | 60 | 2.3 | 2.5 | 120 | 0.43 |
| | | BUK762R4-60E | 60 | 2.4 | | 120 | 0.43 |
| | | BUK962R8-60E | 60 | 2.5 | 2.8 | 120 | 0.46 |
| | | BUK762R6-60E | 60 | 2.6 | | 120 | 0.46 |
| | | BUK963R3-60E | 60 | 3 | 3.3 | 120 | 0.51 |
| | | BUK763R1-60E | 60 | 3.1 | | 120 | 0.51 |
| | | BUK964R2-60E | 60 | 3.9 | 4.2 | 100 | 0.57 |
| | | BUK763R9-60E | 60 | 3.9 | | 100 | 0.57 |
| | | BUK964R8-60E | 60 | 4.4 | 4.8 | 100 | 0.64 |
| | | BUK764R4-60E | 60 | 4.5 | | 100 | 0.64 |
| | | BUK966R5-60E | 60 | 5.9 | 6.5 | 75 | 0.82 |
| | | BUK766R0-60E | 60 | 6 | | 75 | 0.82 |
| | | BUK969R0-60E | 60 | 8 | 9 | 75 | 1.09 |
| | | BUK768R3-60E | 60 | 8.3 | | 75 | 1.09 |
| | | BUK9614-60E | 60 | 13 | 14 | 56 | 1.56 |
| | | BUK7613-60E | 60 | 13 | | 58 | 1.56 |
| I ² PAK (SOT226) |  | BUK7E2R6-60E | 60 | 2.6 | | 120 | 0.43 |
| | | BUK7E3R5-60E | 60 | 3.5 | | 120 | 0.51 |
| | | BUK7E4R6-60E | 60 | 4.6 | | 100 | 0.64 |

N-channel 55V-60V automotive power MOSFETs




Products in **bold red** are under development

| Package name | Type number | V _{DS} [max] (V) | R _{DS(on)} [max] @ 10 V (mΩ) | R _{DS(on)} [max] @ 5 V (mΩ) | I _D [max] @ 25 °C (A) | R _{th(j-mb)} [max] (K/W) |
|-----------------------------------|---------------------|------------------------------|--|---|---|---|
| LFPAK56; Power-SO8 (SOT669) | BUK9Y4R8-60E | 60 | 4.1 | 4.8 | 100 | 0.63 |
| | BUK7Y4R8-60E | 60 | 4.8 | | 100 | 0.63 |
| | BUK9Y6R0-60E | 60 | 5.2 | 6 | 100 | 0.77 |
| | BUK9Y7R2-60E | 60 | 5.6 | 7.2 | 100 | 0.9 |
| | BUK7Y6R0-60E | 60 | 6 | | 100 | 0.77 |
| | BUK7Y7R2-60E | 60 | 7.2 | | 100 | 0.9 |
| | BUK9Y8R7-60E | 60 | 7.5 | 8.7 | 86 | 1.02 |
| | BUK7Y8R7-60E | 60 | 8.7 | | 87 | 1.02 |
| | BUK7Y15-60E | 60 | 15 | | 53 | 1.59 |
| | BUK9Y25-60E | 60 | 22 | 25 | 34 | 2.31 |
| | BUK7Y25-60E | 60 | 25 | | 34 | 2.31 |
| | BUK9Y43-60E | 60 | 38 | 43 | 22 | 3.33 |
| | BUK7Y43-60E | 60 | 43 | | 22 | 3.33 |
| | BUK9Y59-60E | 60 | 52 | 59 | 17 | 4.03 |
| | BUK7Y59-60E | 60 | 59 | | 17 | 4.03 |
| LFPAK56D (SOT1205) | BUK7K12-60E | 60 | 9.3 | | | 2.21 |
| | BUK7K13-60E | 60 | 10 | | 40 | 2.36 |
| | BUK9K12-60E | 60 | 11 | 12 | 35 | 2.21 |
| | BUK9K13-60E | 60 | 12 | 13 | 40 | 2.36 |
| | BUK7K17-60E | 60 | 14 | | 30 | 2.84 |
| | BUK7K35-60E | 60 | 30 | | 21 | 3.96 |
| | BUK9K35-60E | 60 | 32 | 35 | 22 | 3.96 |
| | BUK7K52-60E | 60 | 45 | | 15 | 4.68 |
| BUK9K52-60E | 60 | 49 | 55 | 16 | 4.68 | |
| LFPAK33 (SOT1210) | BUK7M9R9-60E | 60 | 9.9 | | 60 | 1.89 |
| | BUK9M12-60E | 60 | 11 | 12 | 54 | 1.89 |
| | BUK7M12-60E | 60 | 12 | | 53 | 2 |
| | BUK9M15-60E | 60 | 13 | 15 | 47 | 2 |
| | BUK7M15-60E | 60 | 15 | | 43 | 2.43 |
| | BUK9M19-60E | 60 | 17 | 19 | 38 | 2.43 |
| | BUK7M19-60E | 60 | 19 | | 36 | 2.75 |
| | BUK9M24-60E | 60 | 21 | 24 | 32 | 2.75 |
| | BUK7M33-60E | 60 | 33 | | | 3.4 |
| | BUK9M42-60E | 60 | 37 | 42 | 22 | 3.4 |
| | BUK7M42-60E | 60 | 42 | | 20 | 4.17 |
| | BUK9M53-60E | 60 | 46 | 53 | 17 | 4.17 |
| | BUK7M67-60E | 60 | 67 | | 14 | 4.8 |
| BUK9M85-60E | 60 | 73 | 85 | 13 | 4.8 | |
| LFPAK88 (SOT1235) | BUK9S9R0-60E | 60 | | 9 | | |
| SOT223 | BUK9832-55A/CU | 55 | 29 | 32 | 12 | 15 |
| | BUK9880-55A/CU | 55 | 73 | 80 | 7 | 15 |
| | BUK7880-55A/CU | 55 | 80 | | 7 | 15 |
| | BUK98150-55A/CU | 55 | 137 | 150 | 5.5 | |
| | BUK78150-55A/CU | 55 | 150 | | 5.5 | |

N-channel 75V-80V automotive power MOSFETs

| Package name | Type number | V_{DS} [max] (V) | $R_{DS(on)}$ [max] @ 10 V (m Ω) | $R_{DS(on)}$ [max] @ 5 V (m Ω) | I_b [max] @ 25 °C (A) | $R_{th(j-mb)}$ [max] (K/W) |
|--|--------------|-----------------------|--|---|----------------------------------|----------------------------------|
| D ² PAK (SOT404)  | BUK7613-75B | 75 | 13 | | 75 | 0.95 |
| | BUK9616-75B | 75 | 14 | 16 | 67 | 0.95 |
| | BUK763R8-80E | 80 | 3.8 | | 120 | 0.43 |
| | BUK964R2-80E | 80 | 4 | 4.2 | 120 | 0.43 |
| | BUK764R2-80E | 80 | 4.2 | | 120 | 0.46 |
| | BUK964R7-80E | 80 | 4.5 | 4.7 | 120 | 0.46 |
| | BUK769R6-80E | 80 | 9.6 | | 75 | 0.82 |
| | BUK9611-80E | 80 | 10 | 11 | 75 | 0.82 |
| LFPAK56; Power-SO8 (SOT669)  | BUK7Y7R8-80E | 80 | 7.8 | | 100 | 0.63 |
| | BUK9Y8R5-80E | 80 | 8 | 8.5 | 100 | 0.63 |
| | BUK7Y9R9-80E | 80 | 9.9 | | 89 | 0.77 |
| | BUK9Y11-80E | 80 | 10 | 11 | 84 | 0.77 |
| | BUK9Y14-80E | 80 | 14 | 15 | 62 | 1.02 |
| | BUK7Y14-80E | 80 | 14 | | 65 | 1.02 |
| | BUK9Y25-80E | 80 | 25 | 27 | 37 | 1.58 |
| | BUK7Y25-80E | 80 | 25 | | 39 | 1.58 |
| | BUK9Y41-80E | 80 | 41 | 45 | 24 | 2.33 |
| | BUK7Y41-80E | 80 | 41 | | 25 | 2.31 |
| | BUK9Y72-80E | 80 | 72 | 78 | 15 | 3.33 |
| | BUK7Y72-80E | 80 | 72 | | 16 | 3.33 |
| | BUK9Y107-80E | 80 | 98 | 107 | 12 | 4.03 |
| | BUK7Y98-80E | 80 | 98 | | 12 | 4.03 |
| LFPAK56D (SOT1205)  | BUK7K15-80E | 80 | 15 | | 23 | 2.21 |
| | BUK7K17-80E | 80 | 17 | | 21 | 2.36 |
| | BUK7K23-80E | 80 | 23 | | 17 | 2.21 |
| | BUK9K20-80E | 80 | 17 | 19 | 23 | 2.84 |
| | BUK9K22-80E | 80 | 19 | 22 | 21 | 2.36 |
| | BUK9K30-80E | 80 | 26 | 30 | 17 | 2.84 |
| LFPAK33 (SOT1210)  | BUK7M17-80E | 80 | 17 | | 43 | 1.89 |
| | BUK9M23-80E | 80 | 20 | 23 | 37 | 1.89 |
| | BUK7M22-80E | 80 | 22 | | 37 | 2 |
| | BUK7M27-80E | 80 | 27 | | 30 | 2.43 |
| | BUK9M28-80E | 80 | 28 | 28 | 33 | 2 |
| | BUK9M35-80E | 80 | 35 | 35 | 26 | 2.43 |

N-channel 100V automotive power MOSFETs

| Package name | Type number | V_{DS} [max] (V) | $R_{DS(on)}$ [max] @ 10 V (m Ω) | $R_{DS(on)}$ [max] @ 5 V (m Ω) | I_b [max] @ 25 °C (A) | $R_{th(j-mb)}$ [max] (K/W) |
|--|---|-----------------------|--|---|----------------------------------|----------------------------------|
| TO-220AB (SOT78)  | BUK755R4-100E | 100 | 5.2 | | 120 | 0.43 |
| D ² PAK (SOT404)  | BUK765R0-100E | 100 | 5 | | 120 | 0.43 |
| | BUK965R8-100E | 100 | 5.6 | 5.8 | 120 | 0.43 |
| | BUK768R1-100E | 100 | 8.1 | | 100 | 0.57 |
| | BUK969R3-100E | 100 | 8.9 | 9.3 | 100 | 0.57 |
| | BUK7613-100E | 100 | 13 | | 72 | 0.82 |
| | BUK9615-100E | 100 | 14 | 15 | 66 | 0.82 |
| | BUK7631-100E | 100 | 31 | | 34 | 1.56 |
| | BUK9637-100E | 100 | 36 | 37 | 31 | 1.56 |
| | BUK9675-100A | 100 | 72 | 75 | 23 | 1.5 |
| | LFPAK56; Power-SO8 (SOT669)  | BUK9Y12-100E | 100 | 12 | 12 | 85 |
| BUK7Y12-100E | | 100 | 12 | | 85 | 0.63 |
| BUK9Y15-100E | | 100 | 15 | 15 | 69 | 0.77 |
| BUK7Y15-100E | | 100 | 15 | | 68 | 0.77 |
| BUK9Y19-100E | | 100 | 18 | 19 | 56 | 0.9 |
| BUK7Y19-100E | | 100 | 19 | | 56 | 0.9 |
| BUK9Y22-100E | | 100 | 22 | 22 | 49 | 1.02 |
| BUK7Y22-100E | | 100 | 22 | | 49 | 1.02 |
| BUK9Y38-100E | | 100 | 38 | 38 | 30 | 1.58 |
| BUK7Y38-100E | | 100 | 38 | | 30 | 1.58 |
| BUK9Y65-100E | | 100 | 64 | 65 | 19 | 2.31 |
| BUK7Y65-100E | | 100 | 65 | | 19 | 2.31 |
| BUK9Y113-100E | | 100 | 110 | 113 | 12 | 3.33 |
| BUK7Y113-100E | | 100 | 113 | | 12 | 3.33 |
| BUK9Y153-100E | | 100 | 146 | 153 | 9.4 | 4.03 |
| BUK7Y153-100E | | 100 | 153 | | 9.4 | 4.03 |

N-channel 100V automotive power MOSFETs

Products in **bold red** are under development

| Package name | Type number | V_{DS} [max] (V) | $R_{DS(on)}$ [max] @ 10 V (m Ω) | $R_{DS(on)}$ [max] @ 5 V (m Ω) | I_D [max] @ 25 °C (A) | $R_{th(j-mb)}$ [max] (K/W) |
|-----------------------|---------------------|-----------------------|--|---|----------------------------------|----------------------------------|
| LFPAK56D (SOT1205) | BUK7K29-100E | 100 | 25 | | 29.5 | 2.21 |
| | BUK9K29-100E | 100 | 27 | 29 | 30 | 2.21 |
| | BUK7K32-100E | 100 | 28 | | 29 | 2.36 |
| | BUK9K32-100E | 100 | 31 | 33 | 26 | 2.36 |
| | BUK7K45-100E | 100 | 38 | | 21 | 2.84 |
| | BUK9K45-100E | 100 | 42 | 45 | 21 | 2.84 |
| | BUK7K89-100E | 100 | 83 | | 13 | 3.96 |
| | BUK9K89-100E | 100 | 85 | 89 | 13 | 3.96 |
| | BUK7K134-100E | 100 | 121 | | 9.8 | 4.68 |
| | BUK9K134-100E | 100 | 154 | 159 | 8.5 | 4.68 |
| LFPAK33 (SOT1210) | BUK9M34-100E | 100 | 34 | 34 | 29 | 1.89 |
| | BUK9M43-100E | 100 | 43 | 44 | 26 | 1.88 |
| | BUK9M120-100E | 100 | 119 | 120 | 12 | 3.4 |
| | BUK9M156-100E | 100 | 150 | 156 | 9.3 | 4.17 |
| LFPAK88 (SOT1235) | BUK9S15-100E | 100 | | 15 | | |
| | BUK9S29-100E | 100 | | 29 | | |
| SOT223 | BUK98180-100A/CU | 100 | 173 | 180 | 4.6 | |
| | BUK9875-100A/CU | 101 | 72 | 75 | 7 | |

P-channel 30V-60V automotive power MOSFETs

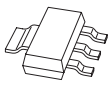
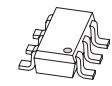



Types in **bold** represent new products

| Package name | Type number | V_{DS} [max] (V) | $R_{DS(on)}$ [max] @ 10 V (m Ω) | I_D [max] @ 25 °C (A) | $R_{th(j-mb)}$ [max] (K/W) |
|--------------|--------------------|-----------------------|--|----------------------------------|----------------------------------|
| LFPAK56 | BUK6Y19-30P | 30 | 19 | 45 | 2.3 |
| | BUK6Y14-40P | 40 | 15 | 64 | 1.4 |
| | BUK6Y33-60P | 60 | 33 | 38 | 1.4 |
| | BUK6Y61-60P | 60 | 61 | 22 | 2.3 |

Small-signal automotive MOSFETs – Low RDS(on)

| Package | | | | | | | | | | | |
|-----------------------|---------------------|---------------------|--------------------|-----------------------------|-----------------------------|---------------------|--|-------|-------|-------|--|
| Size (mm) | | | | | | | | | | | |
| P _{tot} (mW) | | | | | | | | | | | |
| Polarity | V _{DS} (V) | V _{GS} (V) | I _D (A) | V _{GS(th)} min (V) | V _{GS(th)} max (V) | ESD protection (kV) | R _{DS(on)} typ (mΩ) @ V _{GS} = | | | | |
| | | | | | | | 10 V | 4.5 V | 2.5 V | 1.8 V | |
| N-channel | 20 | 8 | 7 | 0.4 | 1 | 1 | - | 15 | 18 | - | |
| | | | 4.7 | 0.45 | 1 | 2 | - | 24 | 29 | 40 | |
| | | | 2.8 | 0.4 | 1 | 2 | - | 64 | 78 | 110 | |
| | | 12 | 12.9 | 0.4 | 0.9 | 2 | - | 10 | 12 | 16 | |
| | | | 11.4 | 0.4 | 0.9 | 2 | - | 12 | 15 | 20 | |
| | | | 6.3 | 0.75 | 1.25 | 2 | - | 16 | 24 | - | |
| | 30 | 8 | 6 | 0.4 | 0.9 | 1 | - | 13 | 23 | 39 | |
| | | | 11.3 | 0.4 | 0.9 | 2 | - | 13 | 14 | 17 | |
| | | | 5 | 0.4 | 0.9 | 2 | - | 28 | 32 | 37 | |
| | | 12 | 4 | 0.75 | 1.25 | 2 | - | 55 | 72 | - | |
| | | | 5.5/22 | 1 | 2.5 | 2 | 17 | 22 | - | - | |
| | | | 3.9/17 | 1 | 2.5 | 2 | 30 | 39 | - | - | |
| | 40 | 15 | 19 | 1.4 | 2.1 | - | 18 | 22 | - | - | |
| | | | 6.2/19 | 1.3 | 2.7 | - | 17 | 22 | - | - | |
| | | | 19 | 2.4 | 4 | - | 18 | - | - | - | |
| | | 20 | 5/18 | 1.5 | 2.5 | 2 | 25 | 30 | - | - | |
| | | | 2.7 | 1 | 2.5 | 1 | 64 | 79 | - | - | |
| | | | 9 | 1 | 2.5 | 1 | 85 | 112 | - | - | |
| | 60 | 20 | 2.5/5.7 | 1 | 2.5 | 1 | 95 | 120 | - | - | |
| | | | 4.2/13 | 1.3 | 2.7 | - | 32 | 38 | - | - | |
| | | | 3.5/11 | 1.3 | 2.7 | 2 | 37 | 45 | - | - | |
| | | 20 | 11 | 1.3 | 2.7 | 2 | 59 | 70 | - | - | |
| | | | 2.2/7.4 | 1.3 | 2.7 | 2 | 88 | 104 | - | - | |
| | | | 1.5/5.7 | 1.3 | 2.7 | 2 | 176 | 196 | - | - | |
| 80 | 20 | 0.8 | 1.3 | 2.7 | 2 | 300 | 332 | - | - | | |
| | | 10 | 1.3 | 2.7 | 2 | 72 | 84 | - | - | | |
| | | 7 | 1.3 | 2.7 | 2 | 175 | 195 | - | - | | |
| | 20 | 1.1 | 1.3 | 2.7 | 2 | 345 | 390 | - | - | | |
| | | 1.5 | 1.3 | 2.7 | 2 | 285 | 301 | - | - | | |
| | | 1.1 | 1.3 | 2.7 | 2 | 527 | 555 | - | - | | |
| P-channel | 12 | 12 | 11.8 | 0.47 | 0.9 | - | - | 15 | 17 | 21 | |
| | | | 5.6 | 0.45 | 0.95 | 2 | - | 27 | 38 | 50 | |
| | 20 | 8 | 2 | 0.5 | 1.1 | - | - | 100 | 155 | 210 | |
| | | | 2.3 | 0.45 | 0.95 | - | - | 120 | 150 | 200 | |
| | | | 10.3 | 0.47 | 0.9 | 2 | - | 19 | 22 | 28 | |
| | | | 5 | 0.47 | 0.9 | 2.3 | - | 28 | 31 | 36 | |
| | | | 5.3 | 0.75 | 1.25 | 2 | - | 28 | 42 | - | |
| | | 12 | 5 | 0.47 | 0.9 | 2 | - | 39 | 45 | 56 | |
| | | | 5.7 | 0.75 | 1.25 | 2 | - | 41 | 56 | - | |
| | | | 3.5 | 0.75 | 1.25 | - | - | 48 | 71 | - | |
| | | | 3.3 | 0.75 | 1.25 | 2 | - | 67 | 99 | - | |
| | | | 2.4 | 1 | 2.5 | 2 | - | 97 | 147 | - | |
| | 30 | 20 | 8.8 | 1 | 2.5 | - | 24 | 32 | - | - | |
| | | | 4.2 | 1 | 3 | 2 | 35 | 47 | - | - | |
| | 40 | 20 | 1.5 | 1 | 2.5 | 1 | 180 | 220 | - | - | |
| | | | 14 | 1.4 | 2.7 | - | 30 | 45 | - | - | |
| | 60 | 20 | 8 | 1.9 | 3.2 | - | 95 | 125 | - | - | |

Types in **bold** represent new products

| SOT223 | SOT457 (SC-74) | SOT23 | DFN2020MD-6 (SOT1220) | DFN2020D-6 (SOT1118D) | DFN1010D-3 (SOT1215) |
|---|---|---|---|---|---|
|  |  |  |  |  |  |
| 6.5 x 3.5 x 1.65 | 2.9 x 1.5 x 1.0 | 2.9 x 1.3 x 1.0 | 2.0 x 2.0 x 0.65 | 2.0 x 2.0 x 0.65 | 1.1 x 1.0 x 0.37 |
| 1700 | 600 | 250 | 1250 | 1250 | 1000 |
| | | PMV15UNEA | | | |
| | | PMV28UNEA | | | |
| | | PMV65UNEA | | | |
| | | | PMPB10XNEA | | |
| | | | PMPB12UNEA | | |
| | | PMV20XNEA | PMPB20XNEA | | |
| | | PMV19XNEA | | | |
| | | | PMPB13XNEA | | |
| | | | PMPB29XNEA | | |
| | | | | PMDPB56XNEA | |
| | PMN25ENEA | PMV15ENEA | BUK6D22-30E | | |
| | | PMV28ENEA | BUK6D38-30E | | |
| | | PMV52ENEA | BUK6D72-30E | | |
| | | | BUK9D23-40E | | |
| | PMN20ENA | | BUK6D23-40E | | |
| | | | BUK7D25-40E | | |
| | PMN30ENEA | PMV30ENEA | BUK6D30-40E | | |
| | | PMV60ENEA | | | |
| | | | BUK6D120-40E | | |
| | | PMV130ENEA | | | |
| | PMN40ENA | | BUK6D43-60E | | |
| | PMN55ENEA | PMV37ENEA | BUK6D56-60E | | |
| | | | BUK6D77-60E | | |
| | PMN120ENEA | PMV88ENEA | BUK6D125-60E | | |
| | PMN230ENEA | PMV164ENEA | BUK6D210-60E | | |
| | | PMV450ENEA | | | |
| | | | BUK6D81-80E | | |
| | | | BUK6D230-80E | | |
| | | | | | PMXB360ENEA |
| PMT280ENEA | PMN280ENEA | PMV280ENEA | BUK6D335-100E | | |
| PMT560ENEA | | | | | |
| | | | PMPB15XPA | | |
| | | PMV27UPEA | | | |
| | | NX2301P | | | |
| | | BSH205G2 | | | |
| | | | PMPB20XPEA | | |
| | | | PMPB29XPEA | | |
| | | PMV30XPEA | | | |
| | | | PMPB43XPEA | | |
| | PMN42XPEA | | | | |
| | PMN48XPA | PMV48XPA | | | |
| | | PMV65XPEA | | | |
| | | PMV100XPEA | | | |
| | | | PMPB27EPA | | |
| | | PMV50EPEA | | | |
| | | PMV250EPEA | | | |
| | | | BUK6D43-40P | | |
| | | | BUK6D120-60P | | |


Small-signal automotive MOSFETs – High RDS(on)





| Package | | | | | | | | | | | |
|-----------------------|---------------------|---------------------|--------------------|-----------------------------|-----------------------------|---------------------|--|-------|-------|-------|---|
| Size (mm) | | | | | | | | | | | |
| P _{tot} (mW) | | | | | | | | | | | |
| Polarity | V _{DS} (V) | V _{GS} (V) | I _D (A) | V _{GS(th)} min (V) | V _{GS(th)} max (V) | ESD protection (kV) | R _{DS(on)} typ (mΩ) @ V _{GS} = | | | | |
| | | | | | | | 10 V | 4.5 V | 2.5 V | 1.8 V | |
| N | 30 | 8 | 0.4 | 0.6 | 1.1 | 2 | - | 1000 | 1400 | 2000 | |
| | | | 0.36 | 0.9 | 1.5 | - | 900 | 1000 | - | - | |
| | 60 | 20 | 0.36 | 0.48 | 1.6 | 1.5 | 1000 | 1100 | 1400 | - | |
| | | | 0.3 | 1 | 2.5 | 2 | 1000 | 1300 | - | - | |
| | | | 0.3 | 1 | 2.5 | 3 | 1100 | 1300 | - | - | |
| | | | 0.2 | 0.8 | 1.5 | yes | 2700 | 3000 | 4000 | - | |
| P | 30 | 8 | 0.23 | 0.6 | 1.1 | 2 | - | 2800 | 5300 | - | |
| | 50 | 20 | 0.2 | 1.1 | 2.1 | 1 | - | 5300 | 6000 | - | - |



Small-signal automotive MOSFETs – Dual

| Package | | | | | | | | | | | |
|-----------------------|---------------------|---------------------|--------------------|-----------------------------|-----------------------------|---------------------|--|-------|-------|-------|--|
| Size (mm) | | | | | | | | | | | |
| P _{tot} (mW) | | | | | | | | | | | |
| Polarity | V _{DS} (V) | V _{GS} (V) | I _D (A) | V _{GS(th)} min (V) | V _{GS(th)} max (V) | ESD protection (kV) | R _{DS(on)} typ (mΩ) @ V _{GS} = | | | | |
| | | | | | | | 10 V | 4.5 V | 2.5 V | 1.8 V | |
| N | 30 | 12 | 4 | 0.75 | 1.25 | 2 | - | 55 | 72 | - | |
| N | 20 | 8 | 0.73 | 0.5 | 0.95 | 2 | - | 290 | 420 | 600 | |
| P | | | 0.5 | 0.5 | 1.3 | 2 | - | 670 | 1200 | 1800 | |

Small-signal MOSFETs complementary

| Package | Type | Polarity | V _{DS} (V) | V _{GS} (V) | I _D (A) | V _{GSth} min (V) | V _{GSth} max (V) | |
|---|------------|----------|---------------------|---------------------|--------------------|---------------------------|---------------------------|--|
| SOT363 (SC-88) (2.0 x 1.25 x 0.95)  | NX3008CBKS | N | 30 | 8 | 0.35 | 0.6 | 1.1 | |
| | | P | 30 | 8 | 0.2 | 0.6 | 1.1 | |


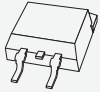
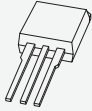

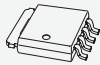
| SOT23 | SOT363 (SC-88) | SOT323 (SC-70) | DFN1006 (SOT883) |
|---|---|--|---|
|  |  |  |  |
| 2.9 x 1.3 x 1.0 | 2.0 x 1.25 x 0.95 | 2.0 x 1.25 x 0.95 | 1.0 x 0.6 x 0.5 |
| 250 | 300 | 200 | 250 |
| NX3008NBK | NX3008NBKS | NX3008NBKW | |
| BSS138P | BSS138PS | BSS138PW | |
| BSS138BK | BSS138BKS | BSS138BKW | |
| 2N7002BK | 2N7002BKS | 2N7002BKW | 2N7002BKM |
| 2N7002CK | | | |
| BSS138AKA | | | |
| NX3008PBK | NX3008PBKS | NX3008PBKW | |
| BSS84AK | BSS84AKS | BSS84AKW | BSS84AKM |

| SOT363 (SC-88) | DFN2020D-6 (SOT1118D) |
|--|--|
|  |  |
| 2.0 x 1.25 x 0.95 | 2.0 x 2.0 x 0.65 |
| 300 | 1250 |
| | PMDPB56XNEA |
| PMGD290UCEA | |

| t_{on} typ (ns) | t_{off} typ (ns) | QG typ (nC) | ESD protection (kV) | $R_{DS(on)}$ typ (m Ω) @ $V_{GS} =$ | | | | | |
|-------------------|--------------------|-------------|---------------------|---|-------|-------|-------|-------|-------|
| | | | | 10 V | 4.5 V | 2.5 V | 1.8 V | 1.5 V | 1.2 V |
| 26 | 88 | 0.52 | 2 | - | 1000 | 1400 | 2000 | - | - |
| 49 | 103 | 0.55 | 2 | - | 2800 | 5300 | - | - | - |



N-channel 25V-30V Power MOSFETs

Types in **bold** represent new products

| Package | Type number | V_{DS} [max] (V) | $R_{DS(on)}$ [max] @ $V_{GS} = 10$ V (m Ω) | $R_{DS(on)}$ [max] @ $V_{GS} = 4.5$ V or 5 V (m Ω) | I_D [max] (A) | $Q_{C(total)}$ [typ] (nC) |
|--|----------------------|--------------------|--|--|-----------------|---------------------------|
| TO-220 (SOT78)  | PSMN1R1-30PL | 30 | 1.3 | 1.6 | 120 | 118 |
| | PSMN1R8-30PL | 30 | 1.8 | 2.3 | 100 | 83 |
| | PSMN2R0-30PL | 30 | 2.1 | 2.8 | 100 | 55 |
| | PSMN2R7-30PL | 30 | 2.7 | 3.6 | 100 | 32 |
| | PSMN3R4-30PL | 30 | 3.4 | 4.1 | 100 | 31 |
| | PSMN4R3-30PL | 30 | 4.3 | 6.2 | 100 | 19 |
| | PSMN017-30PL | 30 | 17 | 23 | 32 | 5.1 |
| | PSMN022-30PL | 30 | 22 | 34 | 30 | 4.4 |
| D ² PAK (SOT404)  | PSMNR90-30BL | 30 | 1 | 1.4 | 120 | 118 |
| | PSMN1R5-30BLE | 30 | 1.5 | 1.85 | 120 | 108 |
| | PSMN1R8-30BL | 30 | 1.8 | 2.1 | 100 | 83 |
| | PSMN1R6-30BL | 30 | 1.9 | 2.2 | 100 | 101 |
| | PSMN2R0-30BL | 30 | 2.1 | 2.9 | 100 | 55 |
| | PSMN2R7-30BL | 30 | 3 | 3.7 | 100 | 32 |
| | PSMN3R4-30BL | 30 | 3.3 | 3.8 | 100 | 31 |
| | PSMN3R4-30BLE | 30 | 3.4 | 5 | 120 | 37 |
| | PSMN4R3-30BL | 30 | 4.1 | 5.2 | 100 | 19 |
| | PSMN017-30BL | 30 | 17 | 23 | 32 | 5.1 |
| | PSMN022-30BL | 30 | 22 | 30 | 30 | 4.4 |
| i ² PAK (SOT226)  | PSMN1R1-30EL | 30 | 1.3 | 1.6 | 120 | 118 |
| | PSMN017-30EL | 30 | 17 | 23 | 32 | 5.1 |
| LFPAK56E (SOT1023)  | PSMN0R7-25YLD | 25 | 0.74 | 0.92 | 300 | 50.9 |
| | PSMN1R2-25YL | 25 | 1.2 | 1.9 | 100 | 50.6 |
| | PSMNR58-30YLH | 30 | 0.67 | 0.9 | 380 | 55 |
| | PSMN0R9-30YLD | 30 | 0.87 | 1.1 | 300 | 51 |
| | PSMN1R3-30YL | 30 | 1.3 | 2 | 100 | 46.6 |
| LFPAK56 (Power-SO8)  | PSMNR51-25YLH | 25 | 0.57 | 0.82 | 380 | 53 |
| | PSMNR60-25YLH | 25 | 0.7 | 1.02 | 300 | 43 |
| | PSMN0R9-25YLD | 25 | 0.86 | 1.2 | 300 | 41.5 |
| | PSMN1R0-25YLD | 25 | 1.02 | 1.4 | 100 | 33.2 |
| | PSMN1R1-25YLC | 25 | 1.15 | 1.5 | 100 | 39 |
| | PSMN1R2-25YLD | 25 | 1.15 | 1.7 | 100 | 28 |
| | PSMN1R2-25YLC | 25 | 1.3 | 1.7 | 100 | 31 |
| | PSMN1R5-25YL | 25 | 1.5 | 2.2 | 100 | 36 |
| | PSMN1R7-25YLD | 25 | 1.68 | 2.4 | 100 | 21.5 |
| | PSMN2R0-25YLD | 25 | 2 | 2.9 | 100 | 15.7 |
| | PSMN2R9-25YLC | 25 | 3.15 | 4.1 | 100 | 16 |
| | PSMN4R0-25YLC | 25 | 4.5 | 5.8 | 84 | 10.9 |
| | PSMN5R4-25YLD | 25 | 5.4 | 8.4 | 70 | 5.7 |
| | PSMN6R0-25YLD | 25 | 6.03 | 10 | 61 | 4.9 |
| | PSMN6R0-25YLB | 25 | 6.1 | 7.9 | 73 | 9 |

N-channel 25V-30V Power MOSFETs

Types in **bold** represent new products

| Package | Type number | V_{DS} [max] (V) | $R_{DS(on)}$ [max] @ $V_{GS} = 10\text{ V}$ (m Ω) | $R_{DS(on)}$ [max] @ $V_{GS} = 4.5\text{ V or }5\text{ V}$ (m Ω) | I_D [max] (A) | $Q_{C(total)}$ [typ] (nC) |
|--|----------------------|--------------------|--|--|-----------------|---------------------------|
| LFPAK56 (Power-SO8)  | PSMNR70-30YLH | 30 | 0.82 | 1.1 | 300 | 46 |
| | PSMN1R0-30YLD | 30 | 1.02 | 1.3 | 300 | 38.2 |
| | PSMN1R0-30YLC | 30 | 1.15 | 1.4 | 100 | 50 |
| | PSMN1R2-30YLD | 30 | 1.24 | 1.6 | 100 | 32 |
| | PSMN1R2-30YLC | 30 | 1.25 | 1.7 | 100 | 38 |
| | PSMN1R4-30YLD | 30 | 1.42 | 1.9 | 100 | 27.6 |
| | PSMN1R5-30YL | 30 | 1.5 | 1.9 | 100 | 36.2 |
| | PSMN1R5-30YLC | 30 | 1.55 | 2.1 | 100 | 30 |
| | PSMN1R7-30YL | 30 | 1.7 | 2.1 | 100 | 36.2 |
| | PSMN2R0-30YLD | 30 | 2 | 2.5 | 100 | 21.8 |
| | PSMN2R0-30YL | 30 | 2 | 2.6 | 100 | 30 |
| | PSMN2R0-30YLE | 30 | 2 | 3.5 | 100 | 41 |
| | PSMN2R2-30YLC | 30 | 2.15 | 2.8 | 100 | 26 |
| | PSMN2R4-30YLD | 30 | 2.4 | 3.1 | 100 | 18 |
| | PSMN2R5-30YL | 30 | 2.4 | 3.2 | 100 | 27 |
| | PSMN2R6-30YLC | 30 | 2.8 | 3.7 | 100 | 18 |
| | PSMN3R0-30YL | 30 | 3 | 4 | 100 | 21 |
| | PSMN3R0-30YLD | 30 | 3 | 4 | 100 | 14.5 |
| | PSMN3R5-30YL | 30 | 3.5 | 4.6 | 100 | 19 |
| | PSMN4R0-30YL | 30 | 4 | 5.3 | 100 | 17.6 |
| | PSMN4R0-30YLD | 30 | 4 | 5.5 | 95 | 9.6 |
| | PSMN4R1-30YLC | 30 | 4.35 | 5.7 | 92 | 11 |
| | PSMN5R0-30YL | 30 | 5 | 6.7 | 91 | 14.1 |
| | PSMN6R0-30YL | 30 | 6 | 7.9 | 79 | 11 |
| | PSMN6R0-30YLD | 30 | 6 | 8.4 | 66 | 6.7 |
| | PSMN6R1-30YLD | 30 | 6.1 | 8.4 | 66 | 6.4 |
| | PSMN6R0-30YLB | 30 | 6.5 | 8.1 | 71 | 9 |
| | PSMN7R0-30YL | 30 | 7 | 9.1 | 76 | 10 |
| | PSMN7R0-30YLC | 30 | 7.1 | 8.9 | 61 | 7.9 |
| | PSMN7R5-30YLD | 30 | 7.5 | 10 | 51 | 5.8 |
| PSMN9R1-30YL | 30 | 9.1 | 14 | 57 | 8.4 | |
| PSMN9R5-30YLC | 30 | 9.8 | 12 | 44 | 5 | |
| PSMN013-30YLC | 30 | 13 | 17 | 32 | 4 | |
| PSMN011-30YLC | 30 | 11.6 | 15 | 37 | 4.9 | |
| PSMN4R5-30YLC | 30 | 4.8 | 6.1 | 84 | 9.6 | |
| LFPAK56-UL2595 (SOT1023A)  | PSMN0R9-30ULD | 30 | 0.87 | 1.09 | 300 | 109 |

N-channel 25V-30V Power MOSFETs

Types in **bold** represent new products

| Package | Type number | V _{DS} [max] (V) | R _{DS(on)} [max] @ V _{GS} = 10 V (mΩ) | R _{DS(on)} [max] @ V _{GS} = 4.5 V or 5 V (mΩ) | I _b [max] (A) | Q _{G(tot)} [typ] (nC) |
|----------------------|----------------------|---------------------------|---|---|--------------------------|--------------------------------|
| LFPAK33 (SOT1210) | PSMN1R5-25MLH | 25 | 1.81 | 2.7 | 150 | 17 |
| | PSMN2R0-25MLD | 25 | 2 | 3.1 | 70 | 15.9 |
| | PSMN2R8-25MLC | 25 | 2.8 | 3.8 | 70 | 16.3 |
| | PSMN3R5-25MLD | 25 | 3.51 | 5.4 | 70 | 8.7 |
| | PSMN3R9-25MLC | 25 | 4.15 | 5.6 | 70 | 9.7 |
| | PSMN5R3-25MLD | 25 | 5.3 | 8.4 | 70 | 5.9 |
| | PSMN6R1-25MLD | 25 | 6.13 | 10 | 60 | 4.9 |
| | PSMN9R0-25MLC | 25 | 8.65 | 11 | 55 | 5.4 |
| | PSMN1R6-30MLH | 30 | 1.9 | 2.6 | 160 | 41 |
| | PSMN1R8-30MLH | 30 | 2.1 | 2.9 | 150 | 17 |
| | PSMN2R4-30MLD | 30 | 2.4 | 3.2 | 70 | 16 |
| | PSMN3R0-30MLC | 30 | 3.15 | 4.1 | 70 | 16.1 |
| | PSMN4R2-30MLD | 30 | 4.3 | 5.7 | 70 | 9.2 |
| | PSMN4R4-30MLC | 30 | 4.65 | 6 | 70 | 10.6 |
| | PSMN6R4-30MLD | 30 | 6.4 | 8.3 | 66 | 6.5 |
| | PSMN7R0-30MLC | 30 | 7 | 9 | 67 | 8.2 |
| | PSMN7R5-30MLD | 30 | 7.6 | 10 | 57 | 5.8 |
| | PSMN9R8-30MLC | 30 | 9.8 | 12 | 50 | 5 |
| PSMN013-30MLC | 30 | 13 | 17 | 39 | 3.7 | |
| PSMN020-30MLC | 30 | 18 | 27 | 31.8 | 4.6 | |






N-channel 40V-60V Power MOSFETs

Types in **bold red** are in development, types in **bold** represent new products

| Package | Type number | V _{DS} [max] (V) | R _{DS(on)} [max] @ V _{GS} = 10 V (mΩ) | R _{DS(on)} [max] @ V _{GS} = 4.5 V or 5 V (mΩ) | I _b [max] (A) | Q _{G(tot)} [typ] (nC) |
|--------------------------------|----------------------|---------------------------|---|---|--------------------------|--------------------------------|
| TO-220 (SOT78) | PSMN1R5-40PS | 40 | 1.6 | | 150 | 136 |
| | PSMN1R9-40PL | 40 | 1.7 | 1.9 | 150 | 230 |
| | PSMN2R2-40PS | 40 | 2.1 | | 100 | 110 |
| | PSMN2R1-40PL | 40 | 2.2 | 2.6 | 150 | 168.9 |
| | PSMN2R8-40PS | 40 | 2.8 | | 100 | 71 |
| | PSMN4R5-40PS | 40 | 4.6 | | 100 | 35 |
| | PSMN8R0-40PS | 40 | 7.6 | | 77 | 17 |
| | PSMN2R0-60PSR | 60 | 2 | | 120 | 137 |
| | PSMN2R0-60PS | 60 | 2.2 | | 120 | 137 |
| | PSMN2R5-60PL | 60 | 2.6 | 3.1 | 150 | 223 |
| | PSMN2R6-60PS | 60 | 2.6 | | 150 | 140 |
| | PSMN3R0-60PS | 60 | 3 | | 100 | 130 |
| | PSMN3R3-60PL | 60 | 3.4 | 3.8 | 130 | 175 |
| | PSMN4R2-60PL | 60 | 3.9 | 4.3 | 130 | 151 |
| | PSMN3R9-60PS | 60 | 3.9 | | 130 | 103 |
| | PSMN4R6-60PS | 60 | 4.6 | | 100 | 70.8 |
| PSMN7R6-60PS | 60 | 7.8 | | 92 | 38.7 | |
| PSMN015-60PS | 60 | 15 | | 50 | 20.9 | |
| LFPAK88 (SOT1235) | PSMNR55-40SSH | 40 | 0.55 | | | |
| | PSMNR70-40SSH | 40 | 0.7 | | 425 | 144 |
| | PSMNR90-40SSH | 40 | 0.9 | | 375 | 118 |
| | PSMN1R0-40SSH | 40 | 1 | | 325 | 98 |
| | PSMNR90-50SLH | 50 | 0.92 | | | 228 |
| | PSMN1R1-50SLH | 50 | 0.97 | | | 184 |
| | PSMN1R2-55SLH | 55 | 0.97 | | | 226 |
| PSMN1R5-55SLH | 55 | 1.50 | | | 182 | |
| D ² PAK (SOT404) | PSMN1R1-40BS | 40 | 1.3 | | 120 | 136 |
| | PSMN2R2-40BS | 40 | 2.2 | | 100 | 130 |
| | PSMN2R8-40BS | 40 | 2.9 | | 100 | 71 |
| | PSMN4R5-40BS | 40 | 4.5 | | 100 | 35 |
| | PSMN8R0-40BS | 40 | 7.6 | | 77 | 21 |
| | PSMN1R7-60BS | 60 | 2 | | 120 | 137 |
| | PSMN3R0-60BS | 60 | 3.2 | | 100 | 130 |
| | PSMN4R6-60BS | 60 | 4.4 | | 100 | 70.8 |
| | PSMN7R6-60BS | 60 | 7.8 | | 92 | 38.7 |
| PSMN015-60BS | 60 | 15 | | 50 | 20.9 | |

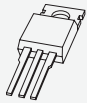
N-channel 40V-60V Power MOSFETs

Types in **bold red** are in development, types in **bold** represent new products


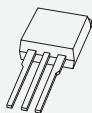
| Package | Type number | V _{DS} [max] (V) | R _{DS(on)} [max] @ V _{GS} = 10 V (mΩ) | R _{DS(on)} [max] @ V _{GS} = 4.5 V or 5 V (mΩ) | I _b [max] (A) | Q _{G(tot)} [typ] (nC) | |
|--------------------------------|---|---------------------------|--|--|--------------------------|--------------------------------|------|
| I ² PAK (SOT226) |  | PSMN2R0-60ES | 60 | 2.2 | | 120 | 137 |
| | | | | | | | |
| LFPAK56E (SOT1023) |  | PSMNR90-40YLH | 40 | 0.94 | 1.2 | 300 | 54 |
| | | PSMN1R0-40YSH | 40 | 1 | | 290 | 87 |
| | | PSMN1R0-40YLD | 40 | 1.1 | 1.4 | 280 | 127 |
| | | PSMN1R5-50YLH | 50 | 1.6 | | | 51 |
| | | PSMN2R0-55YLH | 55 | 2.24 | | | 50 |
| LFPAK56 (Power-SO8) |  | PSMN1R4-40YLD | 40 | 1.4 | 1.9 | 240 | 96 |
| | | PSMN1R5-40YSD | 40 | 1.5 | | 240 | 71 |
| | | PSMN1R7-40YLD | 40 | 1.8 | 2.3 | 200 | 35 |
| | | PSMN1R8-40YLC | 40 | 1.8 | 2.1 | 100 | 96 |
| | | PSMN1R9-40YSD | 40 | 1.9 | | 200 | 57 |
| | | PSMN2R0-40YLD | 40 | 2 | 2.7 | 180 | 30 |
| | | PSMN2R2-40YSD | 40 | 2.2 | | 180 | 45 |
| | | PSMN2R5-40YLD | 40 | 2.6 | 2.6 | 160 | 25 |
| | | PSMN2R6-40YS | 40 | 2.8 | | 100 | 63 |
| | | PSMN2R8-40YSD | 40 | 2.8 | | 160 | 44 |
| | | PSMN3R2-40YLD | 40 | 3.3 | 4.2 | 120 | 18 |
| | | PSMN3R3-40YS | 40 | 3.3 | | 100 | 49 |
| | | PSMN3R5-40YSD | 40 | 3.5 | | 120 | 31 |
| | | PSMN4R0-40YS | 40 | 4.2 | | 100 | 38 |
| | | PSMN5R8-40YS | 40 | 5.7 | | 90 | 28.8 |
| | | PSMN8R3-40YS | 40 | 8.6 | | 70 | 20 |
| | | PSMN014-40YS | 40 | 14 | | 46 | 12 |
| | | PSMN2R2-50YLH | 50 | 2.2 | | | 40 |
| | | PSMN2R8-55YLH | 55 | 2.87 | | | 39 |
| | | PSMN4R0-60YS | 60 | 4 | | 100 | 56 |
| | | PSMN4R1-60YL | 60 | 4.1 | 4.8 | 100 | 103 |
| | | PSMN5R2-60YL | 60 | 5.2 | 6 | 100 | 78.4 |
| | | PSMN5R5-60YS | 60 | 5.2 | | 100 | 56 |
| | | PSMN5R6-60YL | 60 | 5.6 | 7.2 | 100 | 66.8 |
| | | PSMN7R0-60YS | 60 | 6.4 | | 89 | 45 |
| | | PSMN7R5-60YL | 60 | 7.5 | 8.7 | 86 | 60.6 |
| | | PSMN8R5-60YS | 60 | 8 | | 76 | 39 |
| | | PSMN012-60YS | 60 | 11 | | 59 | 28.4 |
| | | PSMN013-60YL | 60 | 13 | 15 | 53 | 33.2 |
| | | PSMN030-60YS | 60 | 15 | | 29 | 13 |
| PSMN017-60YS | 60 | 16 | | 44 | 20 | | |
| LFPAK56-UL2595 (SOT1023A) |  | PSMN1R0-40ULD | 40 | 1.1 | 1.4 | 280 | 59 |
| LFPAK33 (SOT1210) |  | PSMN3R3-40MLD | 40 | 3.3 | | | |
| | | PSMN3R3-40MSD | 40 | 3.3 | | | |
| | | PSMN3R7-40MLD | 40 | 3.7 | | | |
| | | PSMN3R8-40MSD | 40 | 3.8 | | | |
| | | PSMN4R5-40MLD | 40 | 4.5 | | | |
| | | PSMN4R7-40MSD | 40 | 4.7 | | | |
| | | PSMN5R1-40MLD | 40 | 5.1 | | | |
| | | PSMN5R4-40MSD | 40 | 5.4 | | | |
| | | PSMN6R7-40MSD | 40 | 6.7 | | | |
| | | PSMN8R5-40MLD | 40 | 8.5 | | | |
| | | PSMN8R5-40MSD | 40 | 8.5 | | | |
| | | PSMN5R6-50MLH | 50 | 5.6 | | | 33 |
| | | PSMN6R9-50MLH | 50 | 6.93 | | | 27 |
| | | PSMN7R3-55MLH | 55 | 7.38 | | | 33 |
| | | PSMN9R0-55MLH | 55 | 9.12 | | | 27 |
| | | PSMN011-60ML | 60 | 11 | 13 | 61 | 37.2 |
| PSMN011-60MS | 60 | 11 | | 61 | 23 | | |

N-channel 75V-200V Power MOSFETs

| Package | Type number | $V_{DS} [max] (V)$ | $R_{DS(on)} [max] @ V_{GS} = 10 V (m\Omega)$ | $R_{DS(on)} [max] @ V_{GS} = 4.5 V \text{ or } 5 V (m\Omega)$ | $I_D [max] (A)$ | $Q_G(tot) [typ] (nC)$ |
|-------------------|----------------|--------------------|--|---|-----------------|-----------------------|
| TO-220 (SOT78) | PSMN3R3-80PS | 80 | 3.3 | | 120 | 139 |
| | PSMN3R5-80PS | 80 | 3.5 | | 120 | 139 |
| | PSMN4R4-80PS | 80 | 4.1 | | 100 | 112 |
| | PSMN4R3-80PS | 80 | 4.3 | | 120 | 111 |
| | PSMN5R0-80PS | 80 | 4.7 | | 100 | 87 |
| | PSMN6R5-80PS | 80 | 6.9 | | 100 | 71 |
| | PSMN8R7-80PS | 80 | 8.7 | | 90 | 52 |
| | PSMN012-80PS | 80 | 11 | | 74 | 36 |
| | PSMN017-80PS | 80 | 17 | | 50 | 26 |
| | PSMN4R3-100PS | 100 | 4.3 | | 120 | 170 |
| | PSMN4R8-100PSE | 100 | 4.8 | | 120 | 196 |
| | PSMN5R0-100PS | 100 | 5 | | 120 | 170 |
| | PSMN5R6-100PS | 100 | 5.6 | | 100 | 141 |
| | PSMN7R0-100PS | 100 | 6.8 | | 100 | 125 |
| | PSMN7R8-100PSE | 100 | 7.8 | | 100 | 128 |
| | PSMN8R5-100PS | 100 | 8.5 | | 100 | 111 |
| | PSMN9R5-100PS | 100 | 9.6 | | 98 | 45 |
| | PSMN013-100PS | 100 | 13 | | 68 | 59 |
| | PSMN016-100PS | 100 | 16 | | 57 | 49 |
| | PSMN027-100PS | 100 | 27 | | 53 | 21 |
| | PSMN034-100PS | 100 | 35 | | 32 | 23.8 |
| | PSMN015-110P | 110 | 15 | | 75 | 90 |
| | PHP27NQ11T | 110 | 50 | | 27.6 | 30 |
| | PHP23NQ11T | 110 | 70 | | 23 | 22 |
| | PHP18NQ11T | 110 | 90 | | 18 | 21 |
| | PSMN6R3-120PS | 120 | 6.7 | | 70 | 207.1 |
| | PSMN7R8-120PS | 120 | 7.9 | | 70 | 167 |
| | PSMN030-150P | 150 | 30 | | 55.5 | 98 |
| | PHP28NQ15T | 150 | 65 | | 28.5 | 24 |
| | PSMN057-200P | 200 | 57 | | 39 | 96 |
| PHP33NQ20T | 200 | 77 | | 32.7 | 32.2 | |
| PHP20NQ20T | 200 | 130 | | 20 | 65 | |








N-channel 75V-200V Power MOSFETs

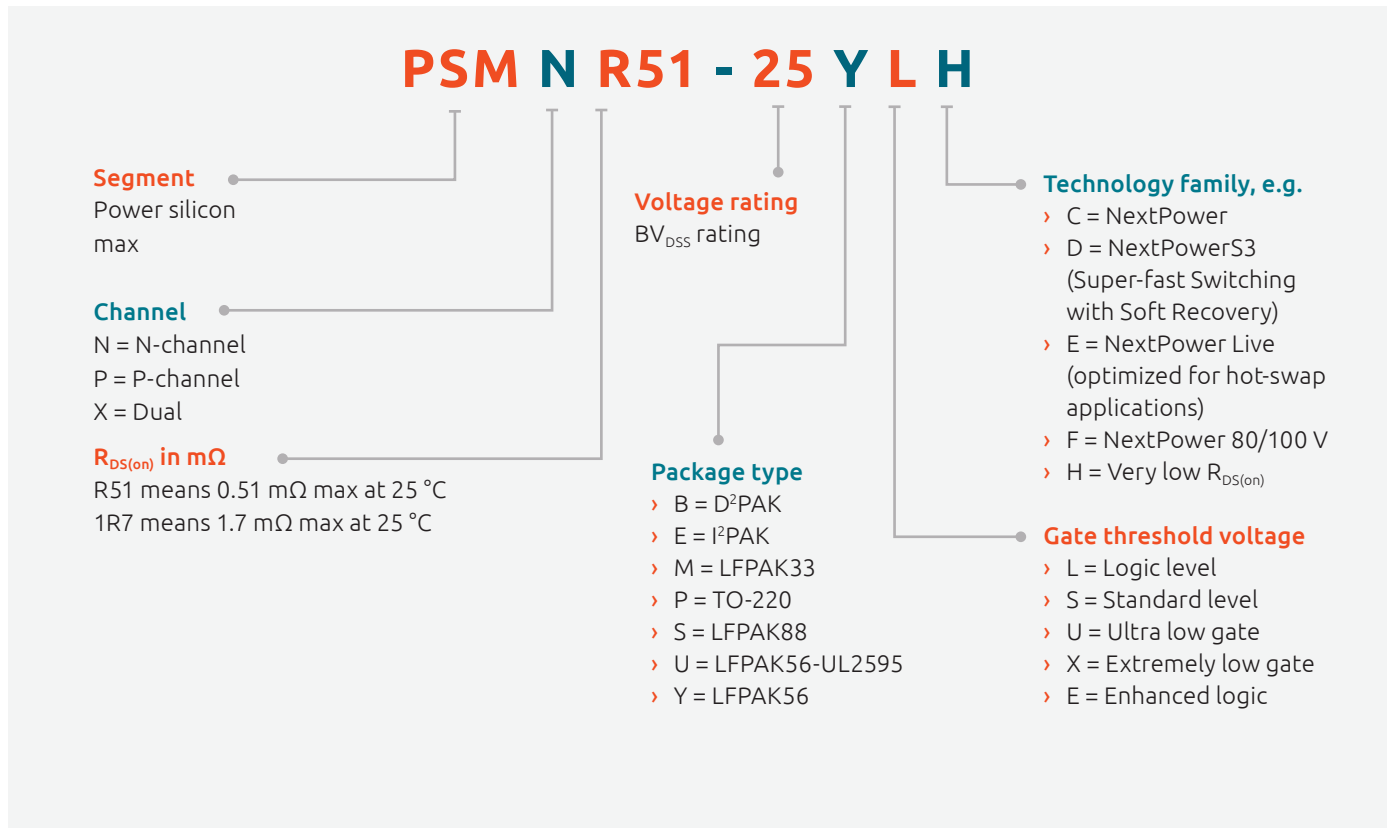
| Package | Type number | V_{DS} [max] (V) | $R_{DS(on)}$ [max] @ $V_{GS} = 10$ V (m Ω) | $R_{DS(on)}$ [max] @ $V_{GS} = 4.5$ V or 5 V (m Ω) | I_D [max] (A) | $Q_{G(total)}$ [typ] (nC) |
|--|----------------|--------------------|---|---|-----------------|---------------------------|
| D ² PAK (SOT404)  | PSMN2R8-80BS | 80 | 3 | | 120 | 139 |
| | PSMN3R3-80BS | 80 | 3.5 | | 120 | 111 |
| | PSMN4R4-80BS | 80 | 4.5 | | 100 | 125 |
| | PSMN5R0-80BS | 80 | 5.1 | | 100 | 101 |
| | PSMN6R5-80BS | 80 | 6.9 | | 100 | 71 |
| | PSMN8R7-80BS | 80 | 8.7 | | 90 | 52 |
| | PSMN012-80BS | 80 | 11 | | 74 | 36 |
| | PSMN017-80BS | 80 | 17 | | 50 | 26 |
| | PSMN3R8-100BS | 100 | 3.9 | | 120 | 170 |
| | PSMN3R7-100BSE | 100 | 3.95 | | 120 | 176 |
| | PSMN4R8-100BSE | 100 | 4.8 | | 120 | 196 |
| | PSMN5R6-100BS | 100 | 5.6 | | 100 | 141 |
| | PSMN7R0-100BS | 100 | 6.8 | | 100 | 125 |
| | PSMN7R6-100BSE | 100 | 7.6 | | 75 | 128 |
| | PSMN9R5-100BS | 100 | 9.6 | | 89 | 82 |
| | PSMN013-100BS | 100 | 14 | | 68 | 59 |
| | PSMN016-100BS | 100 | 16 | | 57 | 49 |
| | PSMN027-100BS | 100 | 27 | | 37 | 30 |
| | PSMN034-100BS | 100 | 35 | | 32 | 23.8 |
| | PHB45NQ15T | 150 | 42 | | 45.1 | 32 |
| PSMN057-200B | 200 | 57 | | 39 | 96 | |
| PHB33NQ20T | 200 | 77 | | 32.7 | 32.2 | |
| I ² PAK (SOT226)  | PSMN5R0-100ES | 100 | 5 | | 120 | 170 |
| | PSMN7R0-100ES | 100 | 6.8 | | 100 | 125 |
| | PSMN8R5-100ES | 100 | 8.5 | | 100 | 111 |
| | PSMN7R8-120ES | 120 | 7.9 | | 70 | 167 |

N-channel 75V-200V Power MOSFETs

Types in **bold red** are in development, types in **bold** represent new products



| Package | Type number | V_{DS} [max] (V) | $R_{DS(on)}$ [max] @ $V_{GS} = 10\text{ V}$ (m Ω) | $R_{DS(on)}$ [max] @ $V_{GS} = 4.5\text{ V or }5\text{ V}$ (m Ω) | I_D [max] (A) | $Q_{G(tot)}$ [typ] (nC) | |
|---------------------|---|-----------------------|---|--|-----------------|-------------------------|------|
| LFPAK56E (SOT1023) |  | PSMN3R9-100YSF | 100 | 4 | | | |
| | | PSMN8R0-80YL | 80 | 8 | 8.5 | 100 | 104 |
| LFPAK56 (Power-SO8) |  | PSMN8R2-80YS | 80 | 8.5 | | 82 | 55 |
| | | PSMN010-80YL | 80 | 10 | 11 | 84 | 84.7 |
| | | PSMN011-80YS | 80 | 11 | | 67 | 45 |
| | | PSMN013-80YS | 80 | 12.9 | | 60 | 37 |
| | | PSMN014-80YL | 80 | 14 | 15 | 62 | 56.9 |
| | | PSMN018-80YS | 80 | 18 | | 45 | 26 |
| | | PSMN025-80YL | 80 | 25 | 27 | 37 | 34.3 |
| | | PSMN026-80YS | 80 | 28 | | 34 | 20 |
| | | PSMN041-80YL | 80 | 41 | 45 | 25 | 21.9 |
| | | PSMN045-80YS | 80 | 45 | | 24 | 12.5 |
| | | PSMN5R6-100YSF | 100 | 5.6 | | 158 | 63 |
| | | PSMN6R9-100YSF | 100 | 6.9 | | 128 | 51 |
| | | PSMN8R7-100YSF | 100 | 8.7 | | 100 | 39 |
| | | PSMN011-100YSF | 100 | 10.9 | | 79.5 | 34.3 |
| | | PSMN012-100YL | 100 | 12 | 12 | 85 | 118 |
| | | PSMN012-100YS | 100 | 12 | | 60 | 64 |
| | | PSMN013-100YSE | 100 | 13 | | 82 | 75 |
| | | PSMN015-100YL | 100 | 15 | 15 | 69 | 86.3 |
| | | PSMN016-100YS | 100 | 16 | | 51 | 54 |
| | | PSMN019-100YL | 100 | 19 | 19 | 56 | 72.4 |
| | | PSMN021-100YL | 100 | 21 | 22 | 49 | 65.6 |
| | | PSMN020-100YS | 100 | 21 | | 43 | 41 |
| | | PSMN028-100YS | 100 | 28 | | 42 | 33 |
| | | PSMN038-100YL | 100 | 38 | 38 | 30 | 39.2 |
| | | PSMN039-100YS | 100 | 39 | | 28.1 | 23 |
| | | PSMN069-100YS | 100 | 72 | | 17 | 14 |
| | | PSMN059-150Y | 150 | 59 | | 43 | 27.9 |
| | | PSMN102-200Y | 200 | 102 | | 21.5 | 30.7 |
| LFPAK33 (SOT1210) |  | PSMN040-100MSE | 100 | 37 | | 30 | 30 |
| | | PSMN075-100MSE | 100 | 71 | | 18 | 16.4 |
| SOT873 |  | PML260SN | 200 | 294 | | 8.8 | 13.3 |
| | | PML340SN | 220 | 386 | | 7.3 | 13.2 |
| LFPAK88 (SOT1235) |  | PSMN2R0-100SSF | 100 | 2.0 | | | |
| | | PSMN2R0-100SSE | 100 | 2.0 | | | |
| | | PSMN2R5-100SSF | 100 | 2.5 | | | |
| | | PSMN2R5-100SSE | 100 | 2.5 | | | |

Power MOSFETs nomenclature




Small-signal MOSFETs

Small-signal MOSFETs in DFN1006 and DFN1006B packages



| Package | | | | | | | | | | | DFN1006-3 (SOT883) | DFN1006B-3 (SOT883B) | | | | | |
|-----------------------|---------------------|---------------------|--------------------|-----------------------------|-----------------------------|--------------------------|---------------------------|-------------------------|---------------------|--|---|---|-------|-------|-------|------------|-------------|
| | | | | | | | | | | |  |  | | | | | |
| Size (mm) | | | | | | | | | | | 1.0 x 0.6 x 0.48 | 1.0 x 0.6 x 0.37 | | | | | |
| P _{tot} (mW) | | | | | | | | | | | 250 | 250 | | | | | |
| Polarity | V _{DS} (V) | V _{GS} (V) | I _D (A) | V _{GS(th) min} (V) | V _{GS(th) max} (V) | t _{on} typ (ns) | t _{off} typ (ns) | Q _G typ (nC) | ESD protection (kV) | R _{DS(on)} typ (mΩ) @ V _{GS} = | | | | | | | |
| | | | | | | | | | | 10 V | 4.5 V | 2.5 V | 1.8 V | 1.5 V | 1.2 V | | |
| N-channel | 20 | 8 | 1.9 | 0.45 | 0.95 | 5.3 | 16 | 1.6 | 2 | - | 120 | 160 | 210 | 270 | - | PMZ130UNE | |
| | | | 1.6 | 0.45 | 0.95 | 5.3 | 16 | 1.6 | 2 | - | 170 | 200 | 240 | 300 | - | | PMZB150UNE |
| | | | 1 | 0.5 | 0.95 | 6 | 86 | 0.45 | 2 | - | 270 | 360 | 470 | 600 | - | PMZ290UNE2 | PMZB290UNE2 |
| | | | 0.6 | 0.45 | 0.95 | 5.6 | 19 | 0.4 | 1 | - | 470 | 620 | 845 | 1125 | 2210 | PMZ600UNE | PMZB600UNE |
| | 30 | 8 | 1.5 | 0.45 | 0.95 | 5 | 17 | 1.6 | 2 | - | 210 | 240 | 270 | 300 | - | PMZ200UNE | PMZB200UNE |
| | | | 1 | 0.45 | 0.95 | 4 | 12 | 0.8 | 2 | - | 390 | 460 | 30 | 610 | - | PMZ390UNE | PMZB390UNE |
| | | | 0.59 | 0.45 | 0.95 | 4 | 12 | 0.6 | 2 | - | 550 | 660 | 770 | 890 | - | PMZ550UNE | PMZB550UNE |
| | 60 | 20 | 0.45 | 1.1 | 2.1 | 5 | 12 | 0.5 | 2 | 1000 | 1300 | - | - | - | - | 2N700BKM | 2N7002BKMB |
| | | | 0.35 | 1.1 | 2.1 | 4.7 | 6.9 | 1 | 2 | 2200 | 2500 | - | - | - | - | NX7002BKM | NX7002BKMB |
| P-channel | 20 | 8 | 1.4 | 0.45 | 0.95 | 4 | 26 | 1.3 | 1.8 | - | 330 | 420 | 520 | - | - | PMZ350UPE | PMZB350UPE |
| | | | 0.5 | 0.45 | 0.95 | 2.3 | 13.5 | 1.19 | 1 | - | 1020 | 1270 | 1700 | 2300 | 3500 | PMZ950UPE | PMZB950UPE |
| | 30 | 8 | 1 | 0.45 | 0.95 | 2.9 | 22 | 1.45 | 2 | - | 430 | 470 | 750 | 950 | - | PMZ320UPE | PMZB320UPE |
| | | | 0.41 | 0.45 | 0.95 | 3 | 14 | 0.7 | 2 | - | 1200 | 1700 | 2100 | 3000 | - | PMZ1200UPE | PMZB1200UPE |
| | 50 | 20 | 0.23 | 1.1 | 2.1 | 13 | 48 | 0.26 | 1 | 4500 | 5700 | - | - | - | - | BSS84AKM | BSS84AKMB |

Small-signal MOSFETs in DFN0606




Types in **bold** represent new products

| Package | | | | | | | | | | | DFN0606-3 (SOT8001) | | | | | | |
|-----------------------|---------------------|---------------------|--------------------|-----------------------------|-----------------------------|--------------------------|---------------------------|-------------------------|---------------------|--|---|-------|-------|-------|-------|-------------------|--|
| | | | | | | | | | | |  | | | | | | |
| Size (mm) | | | | | | | | | | | 0.6 x 0.6 x 0.37 | | | | | | |
| P _{tot} (mW) | | | | | | | | | | | 250 | | | | | | |
| Polarity | V _{DS} (V) | V _{GS} (V) | I _D (A) | V _{GS(th) min} (V) | V _{GS(th) max} (V) | t _{on} typ (ns) | t _{off} typ (ns) | Q _G typ (nC) | ESD protection (kV) | R _{DS(on)} typ (mΩ) @ V _{GS} = | | | | | | | |
| | | | | | | | | | | 10 V | 4.5 V | 2.5 V | 1.8 V | 1.5 V | 1.2 V | | |
| N-channel | 20 | 8 | | 0.45 | 0.95 | 5.6 | 19 | 0.4 | 1 | - | 470 | 620 | 845 | 1125 | 2210 | PMH600UNE | |
| | 30 | 8 | | 0.45 | 0.95 | 4 | 12 | 0.6 | 2 | - | 550 | 660 | 770 | 890 | - | PMH550UNE | |
| | 60 | 20 | | 1.1 | 2.1 | 4.7 | 6.9 | 1 | 2 | 2200 | 2500 | - | - | - | - | NX7002BKH | |
| P-channel | 20 | 8 | | 0.45 | 0.95 | 2.3 | 13.5 | 1.19 | 1 | - | 1020 | 1270 | 1700 | 2300 | 3500 | PMH950UPE | |
| | 30 | 10 | | 0.45 | 0.95 | 3 | 14 | 0.7 | 2 | - | 1200 | 1700 | 2100 | 3000 | - | PMH1200UPE | |

Small-signal MOSFETs in DFN1010D-3 single and DFN1010B-3 dual packages



| Package | | | | | | | | | | | | | DFN1010D-3 (SOT1215) | DFN1010B-6 (SOT1216) | | | | |
|-----------------------|-----------|------------------------|------------------------|-----------------------|-----------------------------------|-----------------------------------|--------------------------------|---------------------------------|----------------------------|---------------------------|--|-------|---|---|-------|-------------|------------|--------------|
| | | | | | | | | | | | | |  |  | | | | |
| Size (mm) | | | | | | | | | | | | | 1.1 x 1.0 x 0.37 | 1.1 x 1.0 x 0.37 | | | | |
| P _{tot} (mW) | | | | | | | | | | | | | 1000 | 350 | | | | |
| Configuration | Polarity | V _{DS} (V) | V _{GS} (V) | I _D (A) | V _{GS(th)} min (V) | V _{GS(th)} max (V) | t _{on} typ (ns) | t _{off} typ (ns) | Q _c typ (nC) | ESD protection (kV) | R _{DS(on)} typ (mΩ) @ V _{GS} = | | | | | | | |
| | | | | | | | | | | | 10 V | 4.5 V | 2.5 V | 1.8 V | 1.5 V | 1.2 V | | |
| Single | N-channel | 12 | 8 | 3.2 | 0.4 | 0.9 | 6 | 18 | 6.6 | 1 | - | 34 | 39 | 46 | 50 | 121 | PMXB40UNE | |
| | | 20 | 8 | 3.2 | 0.5 | 0.9 | 6 | 17 | 5.7 | 1 | - | 42 | 48 | 56 | 64 | - | PMXB43UNE | |
| | | 30 | 20 | 3.2 | 1 | 2 | 3 | 11 | 3.6 | - | 49 | 56 | - | - | - | - | PMXB56EN | |
| | | | | 3.2 | 1 | 2.5 | 3 | 11 | 6 | 1 | 44 | 56 | - | - | - | - | PMXB65ENE | |
| | 80 | 20 | 1.1 | 1.3 | 2.7 | 2 | 9 | 3 | 2 | 345 | 390 | - | - | - | - | PMXB360ENEA | | |
| | P-channel | 12 | 8 | 3.2 | 0.4 | 1 | 6.2 | 27 | 6.7 | 1.5 | - | 59 | 78 | 120 | 198 | 880 | PMXB65UPE | |
| | | 20 | 8 | 2.9 | 0.4 | 1 | 6 | 29 | 6.8 | 1 | - | 69 | 86 | 130 | 205 | 950 | PMXB75UPE | |
| | | | | 1.2 | 0.45 | 0.95 | 3 | 18 | 1.25 | 1.5 | - | 350 | 450 | 600 | 760 | 1200 | PMXB350UPE | |
| 30 | | 20 | 2.4 | 1 | 2.5 | 4 | 16 | 6.2 | 1 | 100 | 125 | - | - | - | - | PMXB120EPE | | |
| Dual | N-ch | 20 | 8 | 0.6 | 0.45 | 0.95 | 5.6 | 19 | 0.4 | 1 | - | 470 | 620 | 845 | 1125 | 2210 | | PMDXB600UNE |
| | | 30 | 8 | 0.59 | 0.45 | 0.95 | 4 | 12 | 0.6 | 2 | - | 550 | 660 | 770 | 890 | - | | PMDXB550UNE |
| | | 60 | 20 | 0.26 | 1.1 | 2.1 | 4.7 | 6.9 | 1 | 2 | 2200 | 2500 | - | - | - | - | | NX7002BKXB |
| | P-ch | 20 | 8 | 0.5 | 0.45 | 0.95 | 2.3 | 13.5 | 1.19 | 1 | - | 1020 | 1270 | 1700 | 2300 | 3500 | | PMDXB950UPE |
| | | 30 | 8 | 0.41 | 0.45 | 0.95 | 3 | 14 | 0.7 | 2 | - | 1200 | 1700 | 2100 | 3000 | - | | PMDXB1200UPE |
| | | 60 | 20 | 0.26 | 1.1 | 2.1 | 4.7 | 6.9 | 1 | 2 | 2200 | 2500 | - | - | - | - | | |
| Complementary | N | 20 | 8 | 0.6 | 0.45 | 0.95 | 5.6 | 19 | 0.4 | 1 | - | 470 | 620 | 845 | 1125 | 2210 | | |
| | P | 20 | 8 | 0.5 | 0.45 | 0.95 | 2.3 | 13.5 | 1.19 | 1 | - | 1020 | 1270 | 1700 | 2300 | 3500 | | PM CXB900UE |
| | N | 30 | 8 | 0.59 | 0.45 | 0.95 | 4 | 12 | 0.6 | 2 | - | 550 | 660 | 770 | 890 | - | | |
| | P | 30 | 8 | 0.41 | 0.45 | 0.95 | 3 | 14 | 0.7 | 2 | - | 1200 | 1700 | 2100 | 3000 | - | | PM CXB1000UE |

Small-signal low-leakage MOSFETs

| Package | | | | | | | | | | | | | DFN1006-3 (SOT883) | DFN1006B-3 (SOT883B) | DFN1010B-6 (SOT1216) | | |
|-----------------------|----------|------------------------|------------------------|-----------------------|-----------------------------------|-----------------------------------|---------------------------------|---------------------------------|---------------------------|--|-------|-------|---|---|---|-------------|--------------|
| | | | | | | | | | | | | |  |  |  | | |
| Size (mm) | | | | | | | | | | | | | 1.0 x 0.6 x 0.48 | 1.0 x 0.6 x 0.37 | 1.1 x 1.0 x 0.37 | | |
| P _{tot} (mW) | | | | | | | | | | | | | 250 | 250 | 350 | | |
| ConFig. | Polarity | V _{DS} (V) | V _{GS} (V) | I _D (A) | V _{GS(th)} min (V) | V _{GS(th)} max (V) | I _{DSS} max (nA) | I _{GSS} max (nA) | ESD Protection (kV) | R _{DS(on)} typ (mΩ) @ V _{GS} = | | | | | | | |
| | | | | | | | | | | 4.5 V | 2.5 V | 1.8 V | 1.5 V | 1.2 V | | | |
| Single | N | 20 | 8 | 0.6 | 0.45 | 0.95 | 25 | 50 | 1 | 470 | 620 | 845 | 1125 | 2210 | PMZ600UNEL | PMZB600UNEL | |
| | P | 20 | 8 | 0.5 | 0.45 | 0.95 | 25 | 50 | 1 | 1020 | 1270 | 1700 | 2300 | 3500 | PMZ950UPEL | PMZB950UPEL | |
| Dual | N | 20 | 8 | 0.6 | 0.45 | 0.95 | 25 | 50 | 1 | 470 | 620 | 845 | 1125 | 2210 | | | PMDXB600UNEL |
| | P | 20 | 8 | 0.5 | 0.45 | 0.95 | 25 | 50 | 1 | 1020 | 1270 | 1700 | 2300 | 3500 | | | PMDXB950UPEL |
| Compl. | N | 20 | 8 | 0.6 | 0.45 | 0.95 | 25 | 50 | 1 | 470 | 620 | 845 | 1125 | 2210 | | | |
| | P | 20 | 8 | 0.5 | 0.45 | 0.95 | 25 | 50 | 1 | 1020 | 1270 | 1700 | 2300 | 3500 | | | PM CXB900UEL |




Small-signal MOSFETs in DFN2020MD-6 single and DFN2020-6 dual packages

Types in **bold** represent new products

| Package | | | | | | | | | | | | | | DFN2020MD-6 (SOT1220) | DFN2020-6 (SOT1118) | | |
|-----------------------|-----------|---------------------|---------------------|--------------------|-----------------------------|-----------------------------|--------------------------|---------------------------|-------------------------|---------------------|--|-------|-----------------|---|---|-------------|-------------|
| | | | | | | | | | | | | | |  |  | | |
| Size (mm) | | | | | | | | | | | | | | 2.0 x 2.0 x 0.65 | 2.0 x 2.0 x 0.65 | | |
| P _{tot} (mW) | | | | | | | | | | | | | | 1250 | 1250 | | |
| Configuration | Polarity | V _{DS} (V) | V _{GS} (V) | I _D (A) | V _{GS(th)} min (V) | V _{GS(th)} max (V) | t _{on} typ (ns) | t _{off} typ (ns) | Q _G typ (nC) | ESD protection (kV) | R _{DS(on)} typ (mΩ) @ V _{GS} = | | | | | | |
| | | | | | | | | | | | 10 V | 4.5 V | 2.5 V | 1.8 V | | | |
| Single | N-channel | 20 | 8 | 10.1 | 0.4 | 0.9 | 5 | 31 | 20 | | | 9 | 10 | 16 | PMPB8XN | | |
| | | | | 11.4 | 0.4 | 0.9 | 10 | 32 | 10.9 | 1 | - | 16 | 20 | 20 | PMPB12UNE | | |
| | | | 12.9 | 0.4 | 0.9 | 13 | 54 | 23 | 2.2 | - | 10 | 12 | 16 | PMPB10XNE | | | |
| | | | 5.9 | 0.75 | 1.25 | 16 | 49 | 31 | 2 | - | 14 | 20 | - | PMPB20XNEA | | | |
| | | | 10.4 | 0.4 | 0.9 | 9 | 31 | 13.4 | - | - | 18 | 21 | 23 | PMPB15XN | | | |
| | | | 10.1 | 0.4 | 0.9 | 9 | 31 | 11.6 | 2 | - | 19 | 23 | 31 | PMPB23XNE | | | |
| | | 12 | 11.3 | 0.4 | 0.9 | 12 | 54 | 24 | 1 | - | 13 | 14 | 17 | PMPB13XNE | | | |
| | | | 5 | 0.4 | 0.9 | 8 | 33 | 12.4 | 1 | - | 28 | 32 | 37 | PMPB29XNE | | | |
| | | | 5.5 | 0.45 | 1.2 | 6 | 21 | 5.1 | - | - | 37 | 55 | - | PMPB33XN | | | |
| | | | 14 | 1 | 2 | 9 | 17 | 13.7 | | | 10 | 13 | | PMPB10EN | | | |
| | | | 13 | 1 | 2 | 9 | 17 | 13.7 | - | - | 12 | 14 | - | - | PMPB11EN | | |
| | | | 10.4 | 1 | 2 | 9 | 9 | 7.2 | - | - | 16.5 | 20.5 | - | - | PMPB20EN | | |
| | | 20 | 10 | 1 | 2.5 | 6 | 28 | 13 | 2 | - | 17 | 28 | - | - | PMPB25ENE | | |
| | | | 6.9 | 1 | 2.5 | 4 | 17 | 6 | 2 | - | 30 | 39 | - | - | PMPB50ENE | | |
| | | | 5.1 | 1 | 2.5 | 3 | 15 | 3.5 | 2 | - | 54 | 70 | - | - | PMPB100ENE | | |
| | | | 4 | 1.3 | 2.7 | 4.5 | 13.5 | 7.5 | 2 | - | 42 | 48 | - | - | PMPB55ENEA | | |
| | | | 3 | 1.3 | 2.7 | 4 | 10.5 | 6.2 | 2 | - | 72 | 85 | - | - | PMPB85ENEA | | |
| | | | 2.8 | 1.3 | 2.7 | 5 | 15 | 9.9 | 2 | - | 80 | 92 | - | - | PMPB95ENEA | | |
| | 60 | 20 | 1.9 | 1.3 | 2.7 | 3.5 | 9.5 | 4.8 | 2 | 175 | 195 | - | - | PMPB215ENEA | | | |
| | | | 13 | 0.4 | 0.9 | 7 | 69 | 26 | | | 13 | 17 | 24 | PMPB13UP | | | |
| | | 12 | 12.7 | 0.45 | 0.9 | 6 | 64 | 22 | - | - | 14 | 19 | 24 | PMPB14XP | | | |
| | | | 11.8 | 0.47 | 0.9 | 18 | 85 | 67 | | | 15 | 17 | | PMPB15XP | | | |
| | | | 10.3 | 0.47 | 0.9 | 16 | 43 | 28.8 | - | - | 19 | 21 | 27 | PMPB19XP | | | |
| | | | 10.3 | 0.47 | 0.9 | 13 | 92 | 30 | 2.4 | - | 19 | 22 | 28 | PMPB20XPE | | | |
| | 20 | 5 | 0.47 | 0.9 | 12 | 91 | 30 | 2.3 | - | 28 | 31 | 36 | PMPB29XPE | | | | |
| | | 8.5 | 0.75 | 1.25 | 10 | 43 | 12.5 | 2 | - | 29 | 45 | - | PMPB30XPE | | | | |
| | | 7.9 | 0.47 | 0.9 | 12 | 62 | 15 | - | - | 30 | 35 | 45 | PMPB33XP | | | | |
| | | 5 | 0.47 | 0.9 | 9 | 57 | 15.6 | 1 | - | 39 | 45 | 56 | PMPB43XPE | | | | |
| | 30 | 12 | 5 | 0.47 | 0.9 | 15 | 28 | 14 | - | - | 47 | 54 | 74 | PMPB47XP | | | |
| | | | 9.5 | 1 | 2.5 | 3 | 28 | 19 | - | - | 24 | 32 | - | - | PMPB24EP | | |
| 20 | | 8.8 | 1 | 2.5 | 10 | 28 | 30 | | | 24 | 32 | | | PMPB27EP | | | |
| | | 6.8 | 1 | 2.5 | 7.4 | 27 | 17 | - | - | 40 | 55 | - | - | PMPB48EP | | | |
| 25 | 10.6 | 1 | 2.5 | 3 | 60 | 29 | | | 16 | 22 | | | PMPB16EP | | | | |
| Dual | N-ch | 20 | 12 | 5.3 | 0.4 | 0.9 | 4 | 40 | 14.4 | - | - | 32 | 40 | 60 | | PMDPB30XN | |
| | | | 30 | 12 | 3.1 | 0.75 | 1.25 | 9 | 19 | 2.9 | 2 | - | 55 | 72 | - | PMDPB56XNEA | |
| | | 30 | 12 | 3.1 | 0.5 | 1.5 | 6 | 18 | 1.65 | 1.8 | - | 95 | 130 | - | PMDPB95XNE2 | | |
| | P-channel | 20 | 8 | 4.5 | 0.45 | 0.95 | 7 | 41 | 6.3 | 2 | - | 58 | 74 | 97 | | PMDPB58UPE | |
| | | | | 3.7 | 0.45 | 0.95 | 6 | 47 | 5.4 | 2 | - | 82 | 107 | 142 | | PMDPB85UPE | |
| | | | 4.5 | 0.47 | 0.9 | 4 | 135 | 16.5 | - | - | 55 | 75 | 110 | | PMDPB55XP | | |
| | | 12 | 4.2 | 0.75 | 1.25 | 7 | 33 | 5 | 2 | - | 66 | 98 | | | PMDPB70XPE | | |
| | | | 3.7 | 0.4 | 1 | 6 | 120 | 5.7 | - | - | 80 | 95 | 120 | | PMDPB80XP | | |
| | | | 30 | 12 | 3.8 | 0.45 | 1 | 3 | 112 | 5.2 | - | 70 | 89 | - | | PMDPB70XP | |
| | | MOSFET-Schottky | P-channel | 20 | 12 | 3.7 | 0.4 | 1 | 6 | 120 | 5.7 | - | 80 | 95 | 120 | | PMFPB8032XP |
| | | Pre-biased NPN | P | 30 | 12 | 3.4 | 0.45 | 1 | 3 | 112 | 5.2 | - | 85 | 105 | - | | PMC85XP |
| | | Complementary | N | 20 | 12 | 5.3 | 0.4 | 0.9 | 4 | 40 | 14.4 | - | - | 26 | 33 | 50 | |
| P | 20 | | 12 | 4.5 | 0.4 | 0.9 | 4 | 40 | 8.1 | - | - | 55 | 75 | 110 | | | |

Small-signal MOSFETs in WLCSP4 and WLCSP6 packages

Types in **bold** represent new products






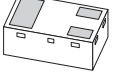
| Package | | | | | | | | | | | | | | | WLCSP4 | WLCSP6 | WLCSP9 |
|-----------------------|----------|---------------------|---------------------|--------------------|-----------------------------|-----------------------------|--------------------------|---------------------------|-------------------------|---------------------|--|-------|-------|-------|---|---|---|
| | | | | | | | | | | | | | | |  |  |  |
| Size (mm) | | | | | | | | | | | | | | | 0.78 × 0.78 × 0.35 | 1.48 × 0.98 × 0.35 | 1.48 × 1.48 × 0.35 |
| P _{tot} (mW) | | | | | | | | | | | | | | | 1300 | 1300 | 1400 |
| Configuration | Polarity | V _{DS} (V) | V _{GS} (V) | I _D (A) | V _{GS(th)} min (V) | V _{GS(th)} max (V) | t _{on} typ (ns) | t _{off} typ (ns) | Q _G typ (nC) | ESD protection (kV) | R _{DS(on)} typ (mΩ) @ V _{GS} = | | | | | | |
| | | | | | | | | | | | 4.5 V | 2.5 V | 1.8 V | 1.5 V | | | |
| WLCSP9 | N | 12 | 8 | 6 | 0.4 | 0.9 | 6.3 | 30 | 6 | 2 | 36 | 46 | 60 | 86 | PMCM4401VNE | | |
| | | 20 | 8 | 5.4 | 0.4 | 0.9 | 4 | 27 | 6 | 2 | 43 | 55 | 65 | 75 | PMCM4401UNE | | |
| | P | 12 | 8 | 4.9 | 0.4 | 0.9 | 4.8 | 25.1 | 6.8 | 2 | 55 | 77 | 110 | - | PMCM4401VPE | | |
| | | 20 | 8 | 4 | 0.4 | 0.9 | 4 | 31 | 5.9 | 2 | 75 | 95 | 130 | - | PMCM4401UPE | | |
| | | | | 4.2 | 0.4 | 0.9 | 4 | 26 | 6 | 2 | 65 | 88 | 120 | - | PMCM4402UPE | | |
| | N | 12 | 8 | 9.6 | 0.4 | 0.9 | 10.8 | 97.5 | 16.1 | 2 | 15 | 18 | 22 | 30 | | PMCM6501VNE | |
| | | 20 | 8 | 8.7 | 0.4 | 0.9 | 7 | 100 | 19 | 2 | 17 | 20 | 22 | 30 | | PMCM6501UNE | |
| | P | 12 | 8 | 8.2 | 0.4 | 0.9 | 8 | 72 | 19.6 | 2 | 19 | 25 | 37 | - | | PMCM6501VPE | |
| | Single | N | 60 | 20 | 6.1 | 0.9 | 1.5 | 2 | 70 | 30 | 2 | 28 | 31 | - | | | PMCM950ENE |

Small-signal MOSFETs

Small-signal MOSFETs single (N-channel)

| Package | | | | | | | | | | | | |
|-----------------------|---------------------|--------------------|-----------------------------|-----------------------------|--------------------------|---------------------------|-------------------------|---------------------|--|-------|-------|-------|
| Size (mm) | | | | | | | | | | | | |
| P _{tot} (mW) | | | | | | | | | | | | |
| V _{DS} (V) | V _{GS} (V) | I _D (A) | V _{GS(th)} min (V) | V _{GS(th)} max (V) | t _{on} typ (ns) | t _{off} typ (ns) | Q _G typ (nC) | ESD protection (kV) | R _{DS(on)} typ (mΩ) @ V _{GS} = | | | |
| | | | | | | | | | 10 V | 4.5 V | 2.5 V | 1.8 V |
| 20 | 8 | 7 | 0.4 | 1 | 10 | 32 | 11 | 0.5 | - | 15 | 18 | - |
| | | 4.7 | 0.45 | 1 | 8.2 | 39.5 | 6.2 | 2 | - | 24 | 29 | 40 |
| | | 1.9 | 0.4 | 1 | 8 | 31 | 2.2 | 2 | - | 63 | 77 | 114 |
| | | 2.2 | 0.4 | 1 | 6 | 21 | 2.6 | 2 | - | 64 | 78 | 110 |
| | | 1.9 | 0.45 | 0.95 | 5.3 | 16 | 1.6 | 2 | - | 120 | 155 | 195 |
| | | 1.6 | 0.45 | 0.95 | 5.3 | 16 | 1.6 | 2 | - | 155 | 190 | 235 |
| | | 1 | 0.5 | 0.95 | 6 | 86 | 0.45 | 2 | - | 270 | 360 | 470 |
| | 12 | 0.6 | 0.45 | 0.95 | 5.6 | 19 | 0.4 | 1 | - | 470 | 620 | 845 |
| | | 6.3 | 0.75 | 1.25 | 16 | 44 | 9.9 | 2 | - | 16 | 24 | - |
| | | 8.6 | 0.47 | 0.9 | 7 | 135 | 7.7 | - | - | 15 | 18 | 22 |
| | | 9.1 | 0.4 | 0.9 | 9 | 31 | 12 | 1 | - | 15 | 19 | 22 |
| | | 5.4 | 0.4 | 0.9 | 7 | 35 | 6.2 | - | - | 24 | 30 | 40 |
| | | 6 | 0.4 | 0.9 | 5.5 | 22 | 5.1 | 1 | - | 28 | 38 | 42 |
| | | 1.5 | 0.45 | 0.95 | 5 | 17 | 1.6 | 2 | - | 210 | 240 | 270 |
| 30 | 8 | 1 | 0.45 | 0.95 | 4 | 12 | 0.8 | 2 | - | 390 | 460 | 530 |
| | | 0.59 | 0.45 | 0.95 | 4 | 12 | 0.6 | 2 | - | 550 | 660 | 770 |
| | | 0.4 | 0.6 | 1.1 | 26 | 88 | 0.52 | 2 | - | 1000 | 1400 | 2000 |
| | | 7.2 | 0.4 | 0.9 | 8 | 33 | 12.4 | 2 | - | 19 | 22 | 17 |
| | 12 | 5.7 | 0.4 | 0.9 | 9 | 34 | 7 | - | - | 33 | 42 | 54 |
| | | 4.4 | 0.4 | 0.9 | 9 | 34 | 7 | - | - | 36 | 43 | 56 |
| | | 0.9 | 0.5 | 1.5 | 8 | 11 | 0.74 | 2 | - | 234 | 324 | - |
| | | 7.6 | 1 | 2 | 9 | 9 | 7.2 | - | 17 | 21 | - | - |
| | 20 | 5.5 | 1 | 2.5 | 8 | 33 | 12.6 | 2 | 17 | 22 | - | - |
| | | 3.9 | 1 | 2.5 | 6.3 | 14.1 | 6 | 2 | 28 | 36 | - | - |
| | | 3.1 | 1 | 2.5 | 18 | 78 | 6.5 | - | 28 | 37 | - | - |
| | | 4.5 | 1 | 2.5 | 3 | 11 | 6 | 1 | 30 | 44 | - | - |
| | | 5.1 | 1 | 2 | 3 | 11 | 3.6 | - | 35 | 43 | - | - |
| | | 2.1 | 1 | 2.5 | 3 | 15 | 2.6 | 2 | 70 | 90 | - | - |
| 40 | 20 | 0.18 | 0.8 | 1.5 | 10 | 51 | 0.34 | - | 2700 | 3000 | 4000 | - |
| | | 6.2 | 1.3 | 2.7 | 2 | 12 | 11 | - | 19 | 23 | - | - |
| | | 5.4 | 1 | 2.5 | 4 | 20 | 7.8 | 2 | 23 | 30 | - | - |
| | | 2.7 | 1 | 2.5 | 6 | 12 | 4.1 | 1 | 64 | 79 | - | - |
| | | 2.5 | 1 | 2.5 | 14 | 14 | 2.4 | 1 | 95 | 120 | - | - |
| 55 | 10 | 0.3 | 0.4 | 1.3 | 4 | 11 | 1 | 3 | - | 2300 | 2400 | 3100 |
| 60 | 20 | 4.2 | 1.3 | 2.7 | 3 | 11 | 10 | - | 32 | 38 | - | - |
| | | 3.1 | 1.3 | 2.7 | 9 | 33 | 12.7 | 2 | 46 | 52 | - | - |
| | | 2.1 | 1.3 | 2.7 | 6.4 | 15.9 | 5.9 | 2 | 96 | 108 | - | - |
| | | 1.5 | 1.3 | 2.7 | 6.3 | 13 | 3.9 | 2 | 176 | 196 | - | - |
| | | 0.8 | 1.3 | 2.7 | 5.3 | 10.2 | 2.4 | 2 | 300 | 332 | - | - |
| | | 0.19 | 0.8 | 1.5 | 6 | 11 | 0.33 | yes | 2800 | 3500 | 4500 | - |
| | | 0.27 | 0.5 | 1.5 | 7.9 | 12.5 | 0.49 | 2 | 2100 | 2200 | 2600 | - |
| | | 0.1 | 0.6 | 1.4 | 2 | 5 | - | 2 | 2800 | 3800 | - | - |
| | | 0.19 | 1.1 | 2.1 | 12 | 34 | 0.33 | yes | 3000 | 3700 | - | - |
| 100 | 20 | 0.27 | 1.1 | 2.1 | 4.7 | 6.9 | 1 | 2 | 2200 | 2500 | - | - |
| | | 1.5 | 1.3 | 2.7 | 4.8 | 9.3 | 4.5 | 1 | 285 | 300 | - | - |
| | | 1.1 | 1.3 | 2.7 | 5.7 | 10.2 | 2.9 | 1 | 527 | 555 | - | - |

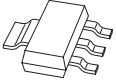






Types in **bold** represent new products

| SOT223 | SOT457 (SC-74) | SOT23 | SOT323 (SC-70) | DFN1006 (SOT883) | DFN1006B (SOT883B) |
|---|---|---|---|---|---|
|  |  |  |  |  |  |
| 6.5 x 3.5 x 1.65 | 2.9 x 1.5 x 1.0 | 2.9 x 1.3 x 1.0 | 2.0 x 1.25 x 0.95 | 1.0 x 0.6 x 0.48 | 1.0 x 0.6 x 0.37 |
| 1700 | 600 | 250 | 200 | 250 | 250 |
| | | PMV15UNEA | | | |
| | PMN28UNE | PMV28UNEA | | | |
| | | PMV65UNE | PMF63UNE | | |
| | | | | PMZ130UNE | |
| | | | | | PMZB150UNE |
| | | | | PMZ290UNE2 | PMZB290UNE2 |
| | | | | PMZ600UNE | PMZB600UNE |
| | | PMV20XNEA | | | |
| | | PMV16XN | | | |
| | PMN16XNE | | | | |
| | | PMV30UN2 | | | |
| | PMN30UNE | | | | |
| | | | | PMZ200UNE | PMZB200UNE |
| | | | | PMZ390UNE | PMZB390UNE |
| | | | | PMZ550UNE | PMZB550UNE |
| | | NX3008NBK | NX3008NBKW | | |
| | | PMV20XNE | | | |
| | PMN30UN | | | | |
| | | PMV40UN2 | | | |
| | | | PMF250XNE | | |
| | | PMV20EN | | | |
| | PMN25ENE | PMV15ENEA | | | |
| | | PMV28ENEA | | | |
| | | PMV37EN2 | | | |
| | PMN40ENE | PMV42ENE | | | |
| | | PMV45EN2 | | | |
| | | PMV90ENE | | | |
| | | NX3020NAK | NX3020NAKW | | |
| | PMN20ENA | | | | |
| | PMN30ENEA | PMV30ENEA | | | |
| | | PMV60ENEA | | | |
| | | PMV130ENEA | | | |
| | | B5H111BK | | | |
| | PMN40ENA | | | | |
| | PMN55ENE | PMV55ENEA | | | |
| | PMV30ENEA | PMV88ENEA | | | |
| | PMN230ENE | PMV164ENEA | | | |
| | | PMV450ENEA | | | |
| | | NX138AK | | | |
| | | NX138BK | NX138BKW | | |
| | | BSN20BK | | | |
| | | NX7002AK | NX7002AKW | | |
| | | NX7002BK | NX7002BKW | NX7002BKM | NX7002BKMB |
| PMT280ENEA | PMN280ENEA | PMV280ENEA | | | |
| PMT560ENEA | | | | | |

Small-signal MOSFETs single (P-channel)

| Package | | | | | | | | | | | | | |
|-----------------------|---------------------|--------------------|-----------------------------|-----------------------------|--------------------------|---------------------------|-------------------------|---------------------|--|-------|-------|-------|--|
| Size (mm) | | | | | | | | | | | | | |
| P _{tot} (mW) | | | | | | | | | | | | | |
| V _{DS} (V) | V _{GS} (V) | I _D (A) | V _{GS(th)} min (V) | V _{GS(th)} max (V) | t _{on} typ (ns) | t _{off} typ (ns) | Q _C typ (nC) | ESD protection (kV) | R _{DS(on)} typ (mΩ) @ V _{GS} = | | | | |
| | | | | | | | | | 10 V | 4.5 V | 2.5 V | 1.8 V | |
| 20 | 8 | 5.6 | 0.45 | 0.95 | 11 | 83 | 14.7 | 2 | - | 27 | 38 | 50 | |
| | | 5.3 | 0.45 | 0.95 | 41 | 122 | 14.7 | 2 | - | 30 | 38 | 51 | |
| | | 5.4 | 0.45 | 0.95 | 34 | 128 | 15.5 | - | - | 34 | 42 | 57 | |
| | | 4 | 0.47 | 0.9 | 400 | 2180 | 10.5 | 3 | - | 50 | 57 | 70 | |
| | | 2 | 0.5 | 1.1 | 7 | 50 | 6 | - | - | 100 | 155 | 210 | |
| | | 1.2 | 0.45 | 0.95 | 33 | 52 | 3.3 | - | - | 170 | 210 | 280 | |
| | | 2.3 | 0.45 | 0.95 | 5 | 43 | 3.7 | - | - | 120 | 150 | 200 | |
| | | 1.4 | 0.45 | 0.95 | 9 | 35 | 1.3 | 1.8 | - | 330 | 420 | 520 | |
| | 0.5 | 0.45 | 0.95 | 2.3 | 13.5 | 1.19 | 1 | - | 1020 | 1270 | 1700 | | |
| | 4.5 | 0.75 | 1.25 | 7.9 | 59 | 11 | 2 | - | 28 | 42 | - | | |
| | 6.8 | 0.47 | 0.9 | 12 | 62 | 15 | - | - | 30 | 35 | 48 | | |
| | 5.7 | 0.75 | 1.25 | 44 | 60 | 11.5 | 2 | - | 41 | 56 | - | | |
| | 4.1 / 3.5 | 0.75 | 1.25 | 24 | 84 | 8.5 | - | - | 48 | 71 | - | | |
| | 4.4 | 0.47 | 0.9 | 7 | 135 | 7.7 | - | - | 48 | 60 | 82 | | |
| | 4.7 | 0.47 | 0.9 | 5.1 | 141 | 8.5 | - | - | 50 | 64 | 88 | | |
| | 3.9 | 0.55 | 0.95 | 28 | 101 | 7.6 | - | - | 65 | 90 | - | | |
| | 3.3 | 0.75 | 1.25 | 7 | 36 | 5 | 2 | - | 67 | 99 | - | | |
| | 4.1 | 0.75 | 1.25 | 20 | 57 | 5.2 | 2 | - | 70 | 101 | - | | |
| | 3.9 | 0.47 | 0.9 | 6 | 120 | 5 | - | - | 72 | 88 | 110 | | |
| | 3.2 | 0.47 | 0.9 | 6 | 120 | 5 | - | - | 77 | 95 | 120 | | |
| 2 | 0.65 | 1.15 | 48 | 64 | 4.8 | - | - | 90 | 125 | - | | | |
| 2.3 | 0.7 | 1.3 | 5.3 | 36 | 3.4 | 2 | - | 100 | 155 | - | | | |
| 1 | 0.65 | 1.15 | 26 | 44 | 2.6 | - | - | 175 | 240 | - | | | |
| 30 | 8 | 1 | 0.45 | 0.95 | 2.9 | 22 | 1.45 | 2 | - | 400 | 480 | 600 | |
| | | 0.41 | 0.45 | 0.95 | 3 | 14 | 0.7 | 2 | - | 1200 | 1700 | 2100 | |
| | | 0.23 | 0.6 | 1.1 | 49 | 103 | 0.55 | 2 | - | 2800 | 5300 | - | |
| | 20 | 5.3 | 1 | 3 | 6 | 36 | 12.8 | 2 | 35 | 49 | - | - | |
| 4.4 | 1 | 3 | 5 | 19 | 6.5 | 2 | 60 | 96 | - | - | - | | |
| 40 | 20 | 1.8 | 1 | 2.5 | 10 | 40 | 4.7 | 1 | 180 | 220 | - | - | |
| 50 | 20 | 0.2 | 1.1 | 2.1 | 24 | 73 | 0.26 | 1 | 5300 | 6000 | - | - | |
| 70 | 20 | 2.4 | 1 | 3 | 6 | 42 | 10.6 | 2 | 130 | 150 | - | - | |




Types in **bold** represent new products




| SOT223 | SOT457 (SC-74) | SOT23 | SOT363 (SC-88) | SOT323 (SC-70) | DFN 1006-3 (SOT883) | DFN1006B-3 (SOT883B) |
|---|---|---|---|--|---|---|
|  |  |  |  |  |  |  |
| 6.5 x 3.5 x 1.65 | 2.9 x 1.5 x 1.0 | 2.9 x 1.3 x 1.0 | 2.0 x 1.25 x 0.95 | 2.0 x 1.25 x 0.95 | 1.0 x 0.6 x 0.48 | 1.0 x 0.6 x 0.37 |
| 1700 | 600 | 250 | 300 | 200 | 250 | 250 |
| | | PMV27UPE | | | | |
| | | PMV33UPE | | | | |
| | | PMV32UP | | | | |
| | | PMV50UPE | | | | |
| | | NX2301P | | | | |
| | | PMV160UP | | | | |
| | | BSH205G2 | | | | |
| | | | | | PMZ350UPE | PMZB350UPE |
| | | | | | PMZ950UPE | PMZB950UPE |
| | PMN30XPE | PMV30XPEA | | | | |
| | PMN30XP | | | | | |
| | PMN48XP | PMV48XP | | | | |
| | | PMV50XP | | | | |
| | PMN52XP | | | | | |
| | | PMV65XP | | | | |
| | | PMV65XPE | | | | |
| | PMN70XPE | | | | | |
| | PMN70XP | | | | | |
| | | PMV75UP | | | | |
| | | | PMG85XP | | | |
| | | PMV100XPEA | | | | |
| | | | | PMF170XP | | |
| | | | | | PMZ320UPE | PMZB320UPE |
| | | | | | PMZ1200UPE | PMZB1200UPE |
| | | NX3008PBK | | NX3008PBKW | | |
| | PMN50EPE | PMV35EPE | | | | |
| | PMN70EPE | PMV74EPE | | | | |
| | | PMV250EPEA | | | | |
| | | BSS84AK | | BSS84AKW | BSS84AKM | BSS84AKMB |
| PMT200EPE | | | | | | |

Small-signal MOSFETs dual

| Package | | | | | | | | | | |
|-----------------------|---------------------|---------------------|--------------------|-----------------------------|-----------------------------|--------------------------|---------------------------|-------------------------|---------------------|-----|
| Size (mm) | | | | | | | | | | |
| P _{tot} (mW) | | | | | | | | | | |
| Polarity | V _{DS} (V) | V _{GS} (V) | I _D (A) | V _{GS(th) min} (V) | V _{GS(th) max} (V) | t _{on} typ (ns) | t _{off} typ (ns) | Q _c typ (nC) | ESD protection (kV) | |
| N-channel | 20 | 8 | 0.6 | 0.45 | 0.95 | 5.6 | 19 | 0.4 | 1 | |
| | | 12 | 5.3 | 0.4 | 0.9 | 4 | 40 | 14.4 | - | |
| | 30 | 8 | 0.59 | 0.45 | 0.95 | 4 | 12 | 0.6 | 2 | |
| | | | 0.35 | 0.6 | 1.1 | 26 | 88 | 0.52 | 2 | |
| | | 12 | 3.1 | 0.75 | 1.25 | 9 | 19 | 2.9 | 2 | |
| | | | 3.1 | 0.5 | 1.5 | 6 | 18 | 1.65 | 1.8 | |
| | | | 1 | 0.5 | 1.5 | 6.5 | 14 | 0.7 | 2 | |
| | | | 20 | 0.18 | 0.8 | 1.5 | 10 | 51 | 0.34 | yes |
| | 60 | 20 | 0.18 | 0.8 | 1.5 | 6 | 11 | 0.33 | yes | |
| | | | 0.26 | 0.5 | 1.5 | 7.9 | 12.5 | 0.49 | 2 | |
| | | | 0.17 | 1.1 | 2.1 | 12 | 34 | 0.33 | yes | |
| | | | 0.26 | 1.1 | 2.1 | 4.7 | 6.9 | 1 | 2 | |
| P-channel | 20 | 8 | 4.5 | 0.45 | 0.95 | 7 | 41 | 6.3 | 2 | |
| | | | 0.5 | 0.45 | 0.95 | 2.3 | 13.5 | 1.19 | 1 | |
| | | | 3.7 | 0.45 | 0.95 | 6 | 47 | 5.4 | 2 | |
| | | 12 | 4.5 | 0.47 | 0.9 | 4 | 135 | 16.5 | - | |
| | | | 4.2 | 0.75 | 1 | 7 | 33 | 5 | 2 | |
| | | | 3.7 | 0.4 | 1 | 6 | 120 | 5.7 | - | |
| | 30 | 8 | 0.41 | 0.45 | 0.95 | 3 | 14 | 0.7 | 2 | |
| | | | 0.2 | 0.6 | 1.1 | 49 | 103 | 0.55 | 2 | |
| | | 12 | 3.8 | 0.45 | 1 | 3 | 112 | 5.2 | - | |
| | 50 | 20 | 0.16 | 1.1 | 2.1 | 24 | 73 | 0.26 | 1 | |

Small-signal MOSFETs complementary

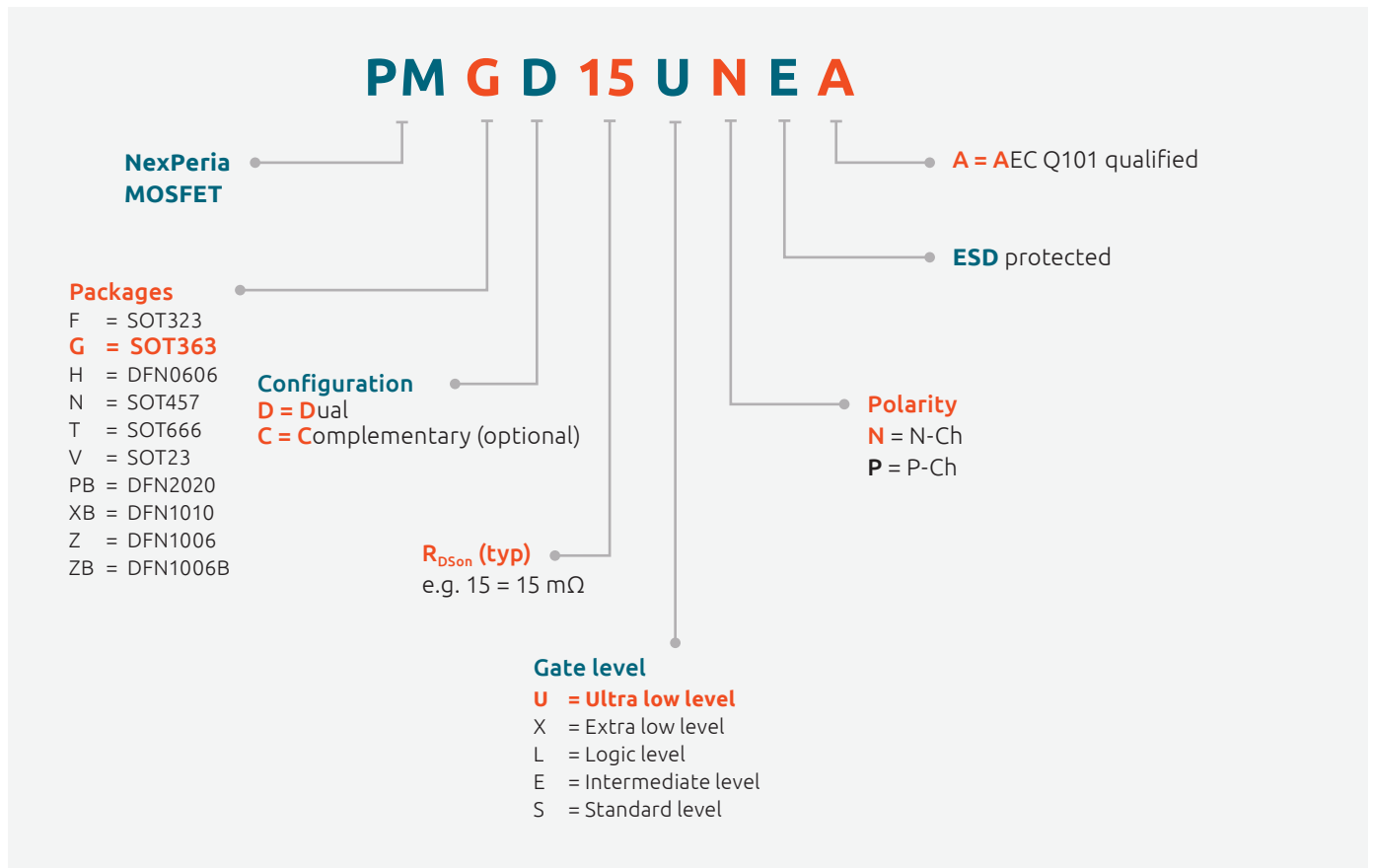
| Package | Type | Polarity | V _{DS} (V) | V _{GS} (V) | I _D (A) | V _{GS(th) min} (V) | V _{GS(th) max} (V) | |
|--|-------------|----------|---------------------|---------------------|--------------------|-----------------------------|-----------------------------|--|
|  SOT363 (SC-88) (2.0 x 1.25 x 0.95) | NX3008CBKS | N | 30 | 8 | 0.35 | 0.6 | 1.1 | |
| | | P | 30 | 8 | 0.2 | 0.6 | 1.1 | |
| | NX6020CAKS | N | 60 | 20 | 0.17 | 1.1 | 2.1 | |
| | | P | 50 | 20 | 0.16 | 1.1 | 2.1 | |
|  DFN1010B-6 (1.1 x 1.0 x 0.37) | PMCXB900UE | N | 20 | 8 | 0.6 | 0.45 | 0.95 | |
| | | P | 20 | 8 | 0.5 | 0.45 | 0.95 | |
| | PMCXB1000UE | N | 30 | 8 | 0.59 | 0.45 | 0.95 | |
| | | P | 30 | 8 | 0.41 | 0.45 | 0.95 | |
|  DFN2020-6 (2.0 x 2.0 x 0.65) | PMCPB5530X | N | 20 | 12 | 5.3 | 0.4 | 0.9 | |
| | | P | 20 | 12 | 4.5 | 0.47 | 0.9 | |

| | | | | | SOT363 (SC-88) | DFN2020-6 (SOT1118) | DFN1010B-6 (SOT1216) | | | |
|--|------|------|------|------|---|---|---|-------|--------------|--|
| | | | | |  |  |  | | | |
| | | | | | 2.0 x 1.25 x 0.95 | 2.0 x 2.0 x 0.65 | 1.0 x 1.0 x 0.37 | | | |
| | | | | | 300 | 1250 | 350 | | | |
| R _{DS(on)} typ (mΩ) @ V _{GS} = | | | | | | | | | | |
| | | | | | 10 V | 4.5 V | 2.5 V | 1.8 V | | |
| | - | 470 | 620 | 845 | | | | | PMDXB600UNE | |
| | - | 32 | 40 | 60 | | | | | PMDPB30XN | |
| | - | 550 | 660 | 770 | | | | | PMDXB550UNE | |
| | - | 1000 | 1400 | 2000 | NX3008NBKS | | | | | |
| | - | 55 | 72 | - | | | | | PMDPB56XNEA | |
| | - | 95 | 130 | - | | | | | PMDPB95XNE2 | |
| | - | 170 | 240 | - | PMGD175XNE | | | | | |
| | 2700 | 3000 | 4000 | - | NX3020NAKS | | | | | |
| | 2800 | 3500 | 4500 | - | NX138AKS | | | | | |
| | 2100 | 2200 | 2600 | - | NX138BKS | | | | | |
| | 3000 | 3700 | - | - | NX7002AKS | | | | | |
| | 2200 | 2500 | - | - | NX7002BKS | | | | NX7002BKXB | |
| | - | 58 | 74 | 97 | | | | | PMDPB58UPE | |
| | - | 1020 | 1270 | 1700 | | | | | PMDXB950UPE | |
| | - | 82 | 107 | 142 | | | | | PMDPB85UPE | |
| | - | 55 | 75 | 110 | | | | | PMDPB55XP | |
| | - | 66 | 98 | - | | | | | PMDPB70XPE | |
| | - | 80 | 95 | 120 | | | | | PMDPB80XP | |
| | - | 1200 | 1700 | 2100 | | | | | PMDXB1200UPE | |
| | - | 2800 | 5300 | - | NX3008PBKS | | | | | |
| | - | 70 | 89 | - | | | | | PMDPB70XP | |
| | 4500 | 5700 | - | - | BSS84AKS | | | | | |

| t _{on} typ (ns) | t _{off} typ (ns) | Q _G typ (nC) | ESD protection (kV) | R _{DS(on)} typ (mΩ) @ V _{GS} = | | | | | |
|--------------------------|---------------------------|-------------------------|---------------------|--|-------|-------|-------|-------|-------|
| | | | | 10 V | 4.5 V | 2.5 V | 1.8 V | 1.5 V | 1.2 V |
| 26 | 88 | 0.52 | 2 | - | 1000 | 1400 | 2000 | - | - |
| 49 | 103 | 0.55 | 2 | - | 2800 | 5300 | - | - | - |
| 6 | 20 | 0.33 | yes | 3000 | 3700 | | | | |
| 13 | 48 | 0.26 | 1 | 4500 | 5700 | | | | |
| 5.6 | 19 | 0.4 | 1 | - | 470 | 620 | 845 | 1125 | 2210 |
| 2.3 | 13.5 | 1.19 | 1 | - | 1020 | 1270 | 1700 | 2300 | 3500 |
| 4 | 12 | 0.6 | 2 | - | 550 | 660 | 770 | 890 | - |
| 3 | 14 | 0.7 | 2 | - | 1200 | 1700 | 2100 | 3000 | - |
| 19 | 56 | 14.4 | - | - | 26 | 33 | 50 | - | - |
| 18 | 56 | 16.5 | - | - | 55 | 75 | 110 | - | - |

MOSFETs

Small-signal MOSFETs nomenclature





| | |
|--|------------|
| Automotive analog & logic ICs | 112 |
| Q100 Standard logic functions and packages..... | 112 |
| Q100 mini logic functions and packages..... | 127 |
| Asynchronous interface analog & logic ICs | 135 |
| Buffers/Inverters/Drivers..... | 135 |
| Schmitt-triggers..... | 142 |
| Transceivers..... | 145 |
| Voltage translators (level-shifters)..... | 146 |
| Analog Switches | 148 |
| I/O expansion | 149 |
| Bus Switches..... | 150 |
| Decoders/Demultiplexers..... | 151 |
| Digital Multiplexers..... | 152 |
| Shift Registers..... | 152 |
| Synchronous interface analog & logic ICs..... | 154 |
| Latches/Registered drivers..... | 154 |
| Flip-flops | 156 |
| FIFO registers..... | 158 |
| Counters/frequency dividers..... | 158 |
| Multivibrators..... | 159 |
| Phase-locked loops | 159 |
| Control analog & logic ICs..... | 160 |
| AND Gates | 160 |
| Combination Gates | 161 |
| Configurable Gates | 161 |
| EXCLUSIVE-NOR Gates | 162 |
| EXCLUSIVE-OR Gates | 162 |
| NAND Gates..... | 162 |
| NOR Gates | 164 |
| OR Gates | 165 |
| Digital comparators | 166 |
| Parity generators-checkers..... | 166 |
| Nomenclatures | 167 |

Q100 Standard logic functions and packages

Analog switches

| Type number | Description | Features | | | | | Package (suffix) | | | | | | | | |
|----------------|--|---------------|---------------------|---------------------|----------------------------|-----------------------|------------------|---------------|---------------|--------------|---------------|---------------|--------------|---------------|----------------|
| | | Configuration | V _{cc} (V) | R _{ON} (Ω) | R _{ON} (FLAT) (Ω) | T _{amb} (°C) | SOT108-1 (D) | SOT402-1 (PW) | SOT762-1 (BQ) | SOT109-1 (D) | SOT403-1 (PW) | SOT763-1 (BQ) | SOT137-1 (D) | SOT355-1 (PW) | SOT1815-1 (BQ) |
| 74HC4051-Q100 | Single-pole, octal-throw analog switch | SP8T-Z | 2.0 - 10.0 | 200 | 20 | -40 to 125 | | | | • | • | • | | | |
| 74HCT4051-Q100 | Single-pole, octal-throw analog switch; TTL-enabled | SP8T-Z | 4.5 - 5.5 | 225 | 20 | -40 to 125 | | | | • | • | • | | | |
| 74HC4052-Q100 | Dual single-pole, quad-throw analog switch | SP4T-Z | 2.0 - 10.0 | 200 | 20 | -40 to 125 | | | | • | • | • | | | |
| 74HCT4052-Q100 | Dual single-pole, quad-throw analog switch; TTL-enabled | SP4T-Z | 4.5 - 5.5 | 200 | 20 | -40 to 125 | | | | • | • | • | | | |
| 74HC4053-Q100 | Triple single-pole, double-throw analog switch | SP8T-Z | 2.0 - 10.0 | 200 | 20 | -40 to 125 | | | | • | • | • | | | |
| 74HCT4053-Q100 | Triple single-pole, double-throw analog switch; TTL-enabled | SP8T-Z | 4.5 - 5.5 | 200 | 20 | -40 to 125 | | | | • | • | • | | | |
| 74HC4066-Q100 | Quad single-pole, single-throw analog switch | SPST-NO | 2.0 - 10.0 | 105 | 23 | -40 to 125 | • | • | • | | | | | | |
| 74HCT4066-Q100 | Quad single-pole, single-throw analog switch; TTL-enabled | SPST-NO | 4.5 - 5.5 | 118 | 23 | -40 to 125 | • | • | • | | | | | | |
| 74HC4067-Q100 | Single-pole, 16-throw analog switch | SP16T-Z | 2.0 - 10.0 | 200 | 25 | -40 to 125 | | | | | | | • | • | • |
| 74HCT4067-Q100 | Single-pole, 16-throw analog switch; TTL-enabled | SP16T-Z | 4.5 - 5.5 | 225 | 25 | -40 to 125 | | | | | | | • | • | • |
| 74HC4851-Q100 | Single-pole, octal-throw analog switch | SP8T-Z | 2.0 - 10.0 | 220 | - | -40 to 125 | | | | • | • | • | | | |
| 74HCT4851-Q100 | Single-pole, octal-throw analog switch; TTL-enabled | SP8T-Z | 4.5 - 5.5 | 240 | - | -40 to 125 | | | | • | • | • | | | |
| 74HC4852-Q100 | Dual single-pole, quad-throw analog switch | SP4T-Z | 2.0 - 10.0 | 220 | - | -40 to 125 | | | | • | • | • | | | |
| 74HCT4852-Q100 | Dual single-pole, quad-throw analog switch; TTL-enabled | SP4T-Z | 4.5 - 5.5 | 240 | - | -40 to 125 | | | | • | • | • | | | |
| 74LV4052-Q100 | Dual single-pole, quad-throw analog switch | SP4T-Z | 1.0 - 6.0 | 125 | 15 | -40 to 125 | | | | • | • | | | | |
| 74LV4053-Q100 | Triple single-pole, double-throw analog switch | SPDT-Z | 1.0 - 6.0 | 150 | 30 | -40 to 125 | | | | • | • | • | | | |
| 74LVC4066-Q100 | Quad single-pole, single-throw analog switch | SPST-NO | 1.65 - 5.5 | 15 | 1.5 | -40 to 125 | • | • | • | | | | | | |
| HEF4051B-Q100 | Single-pole, octal-throw analog switch | SP8T-Z | 3.0 - 15 | 175 | 30 | -40 to 85 | | | | • | • | | | | |
| HEF4052B-Q100 | Dual single-pole, quad-throw analog switch | SP4T-Z | 3.0 - 15 | 175 | 30 | -40 to 85 | | | | • | • | | | | |
| HEF4053B-Q100 | Triple single-pole, double-throw analog switch | SPDT-Z | 3.0 - 15 | 175 | 30 | -40 to 85 | | | | • | • | | | | |
| HEF4066B-Q100 | Quad single-pole, single-throw analog switch | SPST-NO | 3.0 - 15 | 175 | 20 | -40 to 85 | • | | | | | | | | |
| HEF4067B-Q100 | Single-pole, 16-throw analog switch | SP16T-Z | 3.0 - 15 | 175 | 20 | -40 to 85 | | | | | | | • | | |

Buffers/Inverters

| Type number | Description | Features | | | | Package (suffix) | | | | | | | | | |
|----------------|---|---------------------|---------------------|----------------------|-----------------------|------------------|---------------|---------------|--------------|---------------|--------------|---------------|---------------|----------------|----------------|
| | | V _{cc} (V) | I _o (mA) | t _{pd} (ns) | T _{amb} (°C) | SOT108-1 (D) | SOT402-1 (PW) | SOT762-1 (BQ) | SOT109-1 (D) | SOT403-1 (PW) | SOT163-1 (D) | SOT360-1 (PW) | SOT764-1 (BQ) | SOT362-1 (DGG) | SOT480-1 (DGV) |
| 74AHC04-Q100 | Hex inverter | 2.0 - 5.5 | ± 8 | 3.0 | -40 to 125 | • | • | • | | | | | | | |
| 74AHT04-Q100 | Hex inverter; TTL-enabled | 4.5 - 5.5 | ± 8 | 3.0 | -40 to 125 | • | • | • | | | | | | | |
| 74AHC125-Q100 | Quad buffer/line driver (3-state) | 2.0 - 5.5 | ± 8 | 3.0 | -40 to 125 | • | • | • | | | | | | | |
| 74AHT125-Q100 | Quad buffer/line driver; TTL-enabled (3-state) | 4.5 - 5.5 | ± 8 | 3.0 | -40 to 125 | • | • | • | | | | | | | |
| 74AHC126-Q100 | Quad buffer/line driver (3-state) | 2.0 - 5.5 | ± 8 | 3.3 | -40 to 125 | • | • | • | | | | | | | |
| 74AHT126-Q100 | Quad buffer/line driver; TTL-enabled (3-state) | 4.5 - 5.5 | ± 8 | 3.0 | -40 to 125 | • | • | • | | | | | | | |
| 74AHC240-Q100 | Octal inverter/line driver (3-state) | 2.0 - 5.5 | ± 8 | 2.8 | -40 to 125 | | | | | | • | • | • | | |
| 74AHT240-Q100 | Octal inverter/line driver; TTL-enabled (3-state) | 4.5 - 5.5 | ± 8 | 3.0 | -40 to 125 | | | | | | • | • | • | | |
| 74AHC244-Q100 | Octal buffer/line driver (3-state) | 2.0 - 5.5 | ± 8 | 3.5 | -40 to 125 | | | | | | • | • | • | | • |
| 74AHT244-Q100 | Octal buffer/line driver; TTL-enabled (3-state) | 4.5 - 5.5 | ± 8 | 3.5 | -40 to 125 | | | | | | • | • | • | | |
| 74AHC541-Q100 | Octal buffer/line driver (3-state) | 2.0 - 5.5 | ± 8 | 3.5 | -40 to 125 | | | | | | • | • | • | | |
| 74AHT541-Q100 | Octal buffer/line driver; TTL-enabled (3-state) | 4.5 - 5.5 | ± 8 | 3.5 | -40 to 125 | | | | | | • | • | • | | |
| 74AHCU04-Q100 | Hex inverter; unbuffered | 2.0 - 5.5 | ± 8 | 2.4 | -40 to 125 | • | • | • | | | | | | | |
| 74ALVC125-Q100 | Quad buffer/line driver (3-state) | 1.65 - 3.6 | ± 24 | 1.8 | -40 to 85 | • | • | • | | | | | | | |
| 74ALVC541-Q100 | Octal buffer/line driver (3-state) | 1.65 - 3.6 | ± 24 | 2.3 | -40 to 85 | | | | | | • | • | • | | • |
| 74HC05-Q100 | Hex inverter; open-drain | 2.0 - 6.0 | 5.2 | 11 | -40 to 125 | • | • | • | | | | | | | |
| 74HC04-Q100 | Hex inverter | 2.0 - 6.0 | ± 5.2 | 7.0 | -40 to 125 | • | • | • | | | | | | | |
| 74HCT04-Q100 | Hex inverter; TTL-enabled | 4.5 - 5.5 | ± 4.0 | 8.0 | -40 to 125 | • | • | • | | | | | | | |
| 74HC125-Q100 | Quad buffer/line driver (3-state) | 2.0 - 6.0 | ± 7.8 | 9.0 | -40 to 125 | • | • | | | | | | | | |
| 74HCT125-Q100 | Quad buffer/line driver; TTL-enabled (3-state) | 4.5 - 5.5 | ± 6 | 12 | -40 to 125 | • | • | | | | | | | | |
| 74HC126-Q100 | Quad buffer/line driver (3-state) | 2.0 - 6.0 | ± 7.8 | 9.0 | -40 to 125 | • | • | | | | | | | | |
| 74HCT126-Q100 | Quad buffer/line driver; TTL-enabled (3-state) | 4.5 - 5.5 | ± 6 | 11 | -40 to 125 | • | • | | | | | | | | |
| 74HC240-Q100 | Octal inverter/line driver (3-state) | 2.0 - 6.0 | ± 7.8 | 9.0 | -40 to 125 | | | | | | • | • | • | | |
| 74HCT240-Q100 | Octal inverter/line driver; TTL-enabled (3-state) | 4.5 - 5.5 | ± 6 | 9.0 | -40 to 125 | | | | | | • | • | • | | |
| 74HC244-Q100 | Octal buffer/line driver (3-state) | 2.0 - 6.0 | ± 7.8 | 9.0 | -40 to 125 | | | | | | • | • | • | | |
| 74HCT244-Q100 | Octal buffer/line driver; TTL-enabled (3-state) | 4.5 - 5.5 | ± 6 | 11 | -40 to 125 | | | | | | • | • | • | | |
| 74HC365-Q100 | Hex buffer/line driver (3-state) | 2.0 - 6.0 | ± 7.8 | 9.0 | -40 to 125 | | | | • | • | | | | | |
| 74HCT365-Q100 | Hex buffer/line driver; TTL-enabled (3-state) | 4.5 - 5.5 | ± 6 | 11 | -40 to 125 | | | | • | • | | | | | |
| 74HC366-Q100 | Hex inverter/line driver (3-state) | 2.0 - 6.0 | ± 7.8 | 10 | -40 to 125 | | | | • | • | | | | | |
| 74HCT366-Q100 | Hex inverter/line driver; TTL-enabled (3-state) | 4.5 - 5.5 | ± 6 | 11 | -40 to 125 | | | | • | • | | | | | |
| 74HC540-Q100 | Octal inverter/line driver (3-state) | 2.0 - 6.0 | ± 7.8 | 9.0 | -40 to 125 | | | | | | • | | | | |
| 74HCT540-Q100 | Octal inverter/line driver; TTL-enabled (3-state) | 4.5 - 5.5 | ± 6 | 11 | -40 to 125 | | | | | | • | | | | |
| 74HC541-Q100 | Octal buffer/line driver (3-state) | 2.0 - 6.0 | ± 7.8 | 10 | -40 to 125 | | | | | | • | • | | | |

Buffers/Inverters

| Type number | Description | Features | | | | Package (suffix) | | | | | | | | | |
|-------------------|---|---------------------|---------------------|----------------------|-----------------------|------------------|---------------|---------------|--------------|---------------|--------------|---------------|---------------|----------------|----------------|
| | | V _{CC} (V) | I _O (mA) | t _{pd} (ns) | T _{amb} (°C) | SOT108-1 (D) | SOT402-1 (PW) | SOT762-1 (BQ) | SOT109-1 (D) | SOT403-1 (PW) | SOT163-1 (D) | SOT360-1 (PW) | SOT764-1 (BQ) | SOT362-1 (DGG) | SOT480-1 (DGV) |
| 74HCT541-Q100 | Octal buffer/line driver; TTL-enabled (3-state) | 4.5 - 5.5 | ± 6 | 12 | -40 to 125 | | | | | | • | • | | | |
| 74HCU04-Q100 | Hex inverter; unbuffered | 2.0 - 6.0 | ± 5.2 | 5.0 | -40 to 125 | • | • | • | | | | | | | |
| 74LV244-Q100 | Octal buffer/line driver (3-state) | 1.0 - 5.5 | ± 16 | 8.0 | -40 to 125 | | | | | | • | • | | | |
| 74LVC04A-Q100 | Hex inverter | 1.65 - 5.5 | ± 24 | 2.0 | -40 to 125 | • | • | • | | | | | | | |
| 74LVC06A-Q100 | Hex inverter; open-drain | 1.65 - 5.5 | 32 | 2.2 | -40 to 125 | • | • | • | | | | | | | |
| 74LVC07A-Q100 | Hex buffer; open-drain | 1.65 - 5.5 | 32 | 2.2 | -40 to 125 | • | • | • | | | | | | | |
| 74LVC125A-Q100 | Quad buffer/line driver (3-state) | 1.2 - 3.6 | ± 24 | 2.4 | -40 to 125 | • | • | • | | | | | | | |
| 74LVC126A-Q100 | Quad buffer/line driver (3-state) | 1.2 - 3.6 | ± 24 | 2.4 | -40 to 125 | • | • | • | | | | | | | |
| 74LVC541A-Q100 | Octal buffer/line driver (3-state) | 1.2 - 3.6 | ± 24 | 3.3 | -40 to 125 | | | | | | • | • | • | | |
| 74LVC16240A-Q100 | 16-bit inverter/line driver (3-state) | 1.2 - 3.6 | ± 24 | 2.7 | -40 to 125 | | | | | | | | | • | |
| 74LVC244A-Q100 | Octal buffer/line driver (3-state) | 1.2 - 3.6 | ± 24 | 2.8 | -40 to 125 | | | | | | • | • | • | | |
| 74LVCH244A-Q100 | Octal buffer/line driver with bus hold (3-state) | 1.2 - 3.6 | ± 24 | 2.8 | -40 to 125 | | | | | | • | • | • | | |
| 74LVC16244A-Q100 | 16-bit buffer/line driver (3-state) | 1.2 - 3.6 | ± 24 | 3.0 | -40 to 125 | | | | | | | | | • | • |
| 74LVCH16244A-Q100 | 16-bit buffer/line driver with bus hold (3-state) | 1.2 - 3.6 | ± 24 | 3.0 | -40 to 125 | | | | | | | | | • | • |
| 74LVCU04A-Q100 | Hex inverter; unbuffered | 1.2 - 3.6 | ± 24 | 2.0 | -40 to 125 | • | • | | | | | | | | |
| 74LVT04-Q100 | Hex inverter | 2.7 - 3.6 | -20 / +32 | 2.6 | -40 to 85 | • | • | | | | | | | | |
| 74LVT244A-Q100 | Octal buffer/line driver with bus hold (3-state) | 2.7 - 3.6 | -32 / +64 | 2.6 | -40 to 85 | | | | | | • | • | | | |
| 74LVTH244A-Q100 | Octal buffer/line driver with bus hold (3-state) | 2.7 - 3.6 | -32 / +64 | 2.6 | -40 to 85 | | | | | | • | • | | | |
| 74VHC126-Q100 | Quad buffer/line driver (3-state) | 2.0 - 5.5 | ± 8 | 3.3 | -40 to 125 | • | • | • | | | | | | | |
| 74VHCT126-Q100 | Quad buffer/line driver; TTL-enabled (3-state) | 4.5 - 5.5 | ± 8 | 3.0 | -40 to 125 | • | • | • | | | | | | | |
| 74VHC541-Q100 | Octal buffer/line driver (3-state) | 2.0 - 5.5 | ± 8 | 3.5 | -40 to 125 | | | | | | • | • | • | | |
| 74VHCT541-Q100 | Octal buffer/line driver; TTL-enabled (3-state) | 4.5 - 5.5 | ± 8 | 3.5 | -40 to 125 | | | | | | • | • | • | | |
| HEF4049B-Q100 | Hex inverter/line driver | 3.0 - 15.0 | -3 / +20 | 20 | -40 to 85 | | | | • | | | | | | |
| HEF4050B-Q100 | Hex buffer/line driver | 3.0 - 15.0 | -3 / +20 | 40 | -40 to 85 | | | | • | | | | | | |
| HEF4069UB-Q100 | Hex inverter; unbuffered | 3.0 - 15.0 | ± 3.4 | 15 | -40 to 85 | • | • | | | | | | | | |

Counters/Frequency dividers

| Type number | Description | Features | | | | Package (suffix) | | | | | |
|----------------|---|---------------------|---------------------|----------------------|-----------------------|------------------|---------------|---------------|--------------|---------------|---------------|
| | | V _{CC} (V) | I _O (mA) | t _{pd} (ns) | T _{amb} (°C) | SOT108-1 (D) | SOT402-1 (PW) | SOT762-1 (BQ) | SOT109-1 (D) | SOT403-1 (PW) | SOT763-1 (BQ) |
| 74HC161-Q100 | Presetable synchronous 4-bit binary counter; asynchronous reset | 2.0 - 6.0 | ± 5.2 | 19 | -40 to 125 | | | | • | • | |
| 74HC163-Q100 | Presetable synchronous 4-bit binary counter; synchronous reset | 2.0 - 6.0 | ± 5.2 | 17 | -40 to 125 | | | | • | • | |
| 74HCT163-Q100 | Presetable synchronous 4-bit binary counter; synchronous reset; TTL-enabled | 4.5 - 5.5 | ± 4.0 | 20 | -40 to 125 | | | | • | • | |
| 74HC193-Q100 | Presetable synchronous 4-bit binary up/down counter | 2.0 - 6.0 | ± 5.2 | 20 | -40 to 125 | | | | • | • | |
| 74HCT193-Q100 | Presetable synchronous 4-bit binary up/down counter; TTL-enabled | 4.5 - 5.5 | ± 4.0 | 20 | -40 to 125 | | | | • | • | |
| 74HC393-Q100 | Dual 4-bit binary ripple counter | 2.0 - 6.0 | ± 5.2 | 12 | -40 to 125 | • | • | • | | | |
| 74HCT393-Q100 | Dual 4-bit binary ripple counter; TTL-enabled | 4.5 - 5.5 | ± 4.0 | 20 | -40 to 125 | • | • | • | | | |
| 74HC4017-Q100 | Johnson decade counter with 10 decoded outputs | 2.0 - 6.0 | ± 5.2 | 18 | -40 to 125 | | | | • | • | • |
| 74HCT4017-Q100 | Johnson decade counter with 10 decoded outputs; TTL-enabled | 4.5 - 5.5 | ± 4.0 | 21 | -40 to 125 | | | | • | | • |
| 74HC4020-Q100 | 14-stage binary ripple counter | 2.0 - 6.0 | ± 5.2 | 11 | -40 to 125 | | | | • | • | • |
| 74HCT4020-Q100 | 14-stage binary ripple counter; TTL-enabled | 4.5 - 5.5 | ± 4.0 | 15 | -40 to 125 | | | | • | • | • |
| 74HC4024-Q100 | 7-stage binary ripple counter | 2.0 - 6.0 | ± 5.2 | 14 | -40 to 125 | • | • | | | | |
| 74HC4040-Q100 | 12-stage binary ripple counter | 2.0 - 6.0 | ± 5.2 | 14 | -40 to 125 | | | | • | • | • |
| 74HCT4040-Q100 | 12-stage binary ripple counter; TTL-enabled | 4.5 - 5.5 | ± 4.0 | 16 | -40 to 125 | | | | • | • | • |
| 74HC4060-Q100 | 14-stage binary ripple counter with oscillator | 2.0 - 6.0 | ± 5.2 | 31 | -40 to 125 | | | | • | • | • |
| 74HCT4060-Q100 | 14-stage binary ripple counter with oscillator; TTL-enabled | 4.5 - 5.5 | ± 4.0 | 31 | -40 to 125 | | | | • | | • |
| 74HC4520-Q100 | Dual 4-bit synchronous binary counter | 2.0 - 6.0 | ± 5.2 | 24 | -40 to 125 | | | | • | | |
| 74HCT4520-Q100 | Dual 4-bit synchronous binary counter; TTL-enabled | 4.5 - 5.5 | ± 4.0 | 24 | -40 to 125 | | | | • | | |
| 74LV393-Q100 | Dual 4-bit binary ripple counter | 1.0 - 3.6 | ± 6 | 12 | -40 to 125 | • | • | | | | |
| HEF4017B-Q100 | 5-stage Johnson decade counter | 3.0 - 15 | ± 2.4 | 40 | -40 to 85 | | | | • | | |
| HEF4020B-Q100 | 14-stage binary ripple counter | 3.0 - 15 | ± 2.4 | 30 | -40 to 85 | | | | • | | |
| HEF4040B-Q100 | 12-stage binary ripple counter | 3.0 - 15 | ± 2.4 | 35 | -40 to 85 | | | | • | | |
| HEF4060B-Q100 | 14-stage binary ripple counter with oscillator | 3.0 - 15 | ± 2.4 | 50 | -40 to 85 | | | | • | | |
| HEF4541B-Q100 | Programmable timer | 3.0 - 15 | -4/ + 2.7 | 38 | -40 to 85 | • | | | | | |
| HEF4520B-Q100 | Dual 4-bit synchronous binary counter | 3.0 - 15 | ± 2.4 | 15 | -40 to 85 | | | | • | | |

Bus switches

Types in **bold** represent new products

| Type number | Description | Features | | | | Package (suffix) | | | | | | | |
|------------------------|---|---------------------|-----------------------|---------------------|-----------------------|------------------|---------------|--------------|---------------|---------------|--------------|---------------|---------------|
| | | V _{CC} (V) | V _{PASS} (V) | R _{ON} (Ω) | T _{amb} (°C) | SOT402-1 (PW) | SOT762-1 (BQ) | SOT109-1 (D) | SOT403-1 (PW) | SOT763-1 (BQ) | SOT163-1 (D) | SOT360-1 (PW) | SOT764-1 (BQ) |
| 74CB3Q3257-Q100 | 4-bit 1-of-2 mux/demux with charge pump | 2.3 - 3.6 | 3.3 | 4 | -40 to 85 | | | | • | | | | |
| 74CBTLV3125-Q100 | Quad bus switch | 2.3 - 3.6 | 3.3 | 7 | -40 to 125 | • | | | | | | | |
| 74CBTLV3126-Q100 | Quad bus switch | 2.3 - 3.6 | 3.3 | 7 | -40 to 125 | • | • | | | | | | |
| 74CBTLV3253-Q100 | Dual 4:1 mux/demux | 2.3 - 3.6 | 3.3 | 7 | -40 to 125 | | | • | • | • | | | |
| 74CBTLV3257-Q100 | Quad 2:1 mux/demux | 2.3 - 3.6 | 3.3 | 7 | -40 to 125 | | | • | • | • | | | |
| 74CBTLV3245-Q100 | Octal bus switch | 2.3 - 3.6 | 3.3 | 7 | -40 to 125 | | | | | | | • | • |
| 74CBTLVD3245-Q100 | Octal bus switch level translator | 3.0 - 3.6 | 1.8 | 7 | -40 to 125 | | | | | | | • | • |
| CBT3245A-Q100 | Octal bus switch | 4.0 - 5.5 | 3.9 | 7 | -40 to 85 | | | | | | | • | • |

Digital decoders/Demultiplexers

| Type number | Description | Features | | | | Package (suffix) | | |
|----------------|---|---------------------|---------------------|----------------------|-----------------------|------------------|---------------|---------------|
| | | V _{CC} (V) | I _O (mA) | t _{pd} (ns) | T _{amb} (°C) | SOT109-1 (D) | SOT403-1 (PW) | SOT763-1 (BQ) |
| 74AHC138-Q100 | 3-to-8 line decoder/demultiplexer; inverting | 2.0 - 5.5 | ± 8 | 4.4 | -40 to 125 | • | • | • |
| 74AHCT138-Q100 | 3-to-8 line decoder/demultiplexer; inverting; TTL-enabled | 4.5 - 5.5 | ± 8 | 4.4 | -40 to 125 | • | • | • |
| 74AHC139-Q100 | Dual 2-to-4 line decoder/demultiplexer | 2.0 - 5.5 | ± 8 | 3.9 | -40 to 125 | • | • | |
| 74AHCT139-Q100 | Dual 2-to-4 line decoder/demultiplexer; TTL-enabled | 4.5 - 5.5 | ± 8 | 3.6 | -40 to 125 | • | • | |
| 74HC237-Q100 | 3-to-8 decoder/demultiplexer with address latches | 2.0 - 6.0 | ± 5.2 | 18 | -40 to 125 | • | | |
| 74HC138-Q100 | 3-to-8 line decoder/demultiplexer; inverting | 2.0 - 6.0 | ± 5.2 | 12 | -40 to 125 | • | • | • |
| 74HCT138-Q100 | 3-to-8 line decoder/demultiplexer; inverting; TTL-enabled | 4.5 - 5.5 | ± 4 | 19 | -40 to 125 | • | • | • |
| 74HC139-Q100 | Dual 2-to-4 line decoder/demultiplexer | 2.0 - 6.0 | ± 5.2 | 14 | -40 to 125 | • | • | |
| 74HCT139-Q100 | Dual 2-to-4 line decoder/demultiplexer; TTL-enabled | 4.5 - 5.5 | ± 4 | 16 | -40 to 125 | • | • | |
| 74HC238-Q100 | 3-to-8 decoder/demultiplexer | 2.0 - 6.0 | ± 5.2 | 14 | -40 to 125 | • | • | • |
| 74HCT238-Q100 | 3-to-8 decoder/demultiplexer; TTL-enabled | 4.5 - 5.5 | ± 4 | 18 | -40 to 125 | • | • | • |
| 74LVC138A-Q100 | 3-to-8 line decoder/demultiplexer; inverting | 1.2 - 3.6 | ± 24 | 2.7 | -40 to 125 | • | • | • |
| HEF4555B-Q100 | Dual 1-to-4 line decoder/demultiplexer | 3.0 - 15 | ± 2.4 | 30 | -40 to 85 | • | | |

Digital multiplexers

| Type number | Description | Features | | | | Package (suffix) | | |
|----------------|---|---------------------|---------------------|----------------------|-----------------------|------------------|---------------|---------------|
| | | V _{cc} (V) | I _o (mA) | t _{pd} (ns) | T _{amb} (°C) | SOT109-1 (D) | SOT403-1 (PW) | SOT763-1 (BQ) |
| 74AHC157-Q100 | Quad 2-input multiplexer | 2.0 - 5.5 | ± 8 | 3.2 | -40 to 125 | • | • | • |
| 74AHCT157-Q100 | Quad 2-input multiplexer; TTL-enabled | 4.5 - 5.5 | ± 8 | 3.2 | -40 to 125 | • | • | • |
| 74AHC257-Q100 | Quad 2-input multiplexer (3-State) | 2.0 - 5.5 | ± 8 | 2.9 | -40 to 125 | • | • | |
| 74AHCT257-Q100 | Quad 2-input multiplexer; TTL-enabled (3-State) | 4.5 - 5.5 | ± 8 | 3.7 | -40 to 125 | • | • | |
| 74HC151-Q100 | 8-input multiplexer | 2.0 - 6.0 | ± 5.2 | 17 | -40 to 125 | • | • | |
| 74HCT151-Q100 | 8-input multiplexer; TTL-enabled | 4.5 - 5.5 | ± 4 | 19 | -40 to 125 | • | • | |
| 74HC153-Q100 | Dual 4-input multiplexer | 2.0 - 6.0 | ± 5.2 | 17 | -40 to 125 | • | • | |
| 74HCT153-Q100 | Dual 4-input multiplexer; TTL-enabled | 4.5 - 5.5 | ± 4 | 19 | -40 to 125 | • | • | |
| 74HC157-Q100 | Quad 2-input multiplexer | 2.0 - 6.0 | ± 5.2 | 11 | -40 to 125 | • | • | • |
| 74HCT157-Q100 | Quad 2-input multiplexer; TTL-enabled | 4.5 - 5.5 | ± 4 | 13 | -40 to 125 | • | • | • |
| 74HC251-Q100 | 8-input multiplexer (3-State) | 2.0 - 6.0 | ± 5.2 | 18 | -40 to 125 | • | • | |
| 74HCT251-Q100 | 8-input multiplexer; TTL-enabled (3-State) | 4.5 - 5.5 | ± 4 | 22 | -40 to 125 | • | • | |
| 74HC253-Q100 | Dual 4-input multiplexer (3-State) | 2.0 - 6.0 | ± 7.8 | 17 | -40 to 125 | • | | |
| 74HCT253-Q100 | Dual 4-input multiplexer; TTL-enabled (3-State) | 4.5 - 5.5 | ± 6 | 17 | -40 to 125 | • | | |
| 74HC257-Q100 | Quad 2-input multiplexer (3-State) | 2.0 - 6.0 | ± 7.8 | 11 | -40 to 125 | • | • | |
| 74HCT257-Q100 | Quad 2-input multiplexer; TTL-enabled (3-State) | 4.5 - 5.5 | ± 6 | 13 | -40 to 125 | • | • | |
| 74LVC157A-Q100 | Quad 2-input multiplexer | 1.2 - 3.6 | ± 24 | 2.5 | -40 to 125 | • | • | • |

Flip-flops

| Type number | Description | Features | | | | Package (suffix) | | | | | | | | | |
|-----------------|--|---------------------|---------------------|----------------------|-----------------------|------------------|---------------|---------------|--------------|---------------|--------------|---------------|---------------|---------------|----------------|
| | | V _{cc} (V) | I _o (mA) | t _{pd} (ns) | T _{amb} (°C) | SOT108-1 (D) | SOT402-1 (PW) | SOT762-1 (BQ) | SOT109-1 (D) | SOT403-1 (PW) | SOT163-1 (D) | SOT360-1 (PW) | SOT764-1 (BQ) | SOT815-1 (BQ) | SOT362-1 (DGG) |
| 74AHC74-Q100 | Dual D-type flip-flop with set and reset; positive-edge trigger | 2.0 - 5.5 | ± 8 | 3.7 | -40 to 125 | • | • | • | | | | | | | |
| 74AHCT74-Q100 | Dual D-type flip-flop with set and reset; positive-edge trigger; TTL-enabled | 4.5 - 5.5 | ± 8 | 3.3 | -40 to 125 | • | • | • | | | | | | | |
| 74AHC273-Q100 | Octal D-type flip-flop with reset; positive-edge trigger | 2.0 - 5.5 | ± 8 | 4.2 | -40 to 125 | | | | | | • | • | • | | |
| 74AHCT273-Q100 | Octal D-type flip-flop with reset; positive-edge trigger; TTL-enabled | 4.5 - 5.5 | ± 8 | 4.0 | -40 to 125 | | | | | | • | • | • | | |
| 74AHC374-Q100 | Octal D-type flip-flop; positive-edge trigger | 2.0 - 5.5 | ± 8 | 4.4 | -40 to 125 | | | | | | • | • | | | |
| 74AHCT374-Q100 | Octal D-type flip-flop; positive-edge trigger (3-state); TTL-enabled (3-state) | 4.5 - 5.5 | ± 8 | 4.3 | -40 to 125 | | | | | | • | • | | | |
| 74AHC377-Q100 | Octal D-type flip-flop with data enable; positive-edge trigger | 2.0 - 5.5 | ± 8 | 3.9 | -40 to 125 | | | | | | | • | | | |
| 74AHCT377-Q100 | Octal D-type flip-flop with data enable; positive-edge trigger; TTL-enabled | 4.5 - 5.5 | ± 8 | 4.0 | -40 to 125 | | | | | | | • | • | | |
| 74AVC16374-Q100 | 16-bit D-type flip-flop; positive-edge trigger (3-state) | 1.2 - 3.6 | ± 12 | 1.5 | -40 to 85 | | | | | | | | | | • |

Flip-flops

| Type number | Description | Features | | | | Package (suffix) | | | | | | | | | |
|----------------|--|---------------------|---------------------|----------------------|-----------------------|------------------|---------------|---------------|--------------|---------------|--------------|---------------|---------------|---------------|----------------|
| | | V _{CC} (V) | I _O (mA) | t _{pd} (ns) | T _{amb} (°C) | SOT108-1 (D) | SOT402-1 (PW) | SOT762-1 (BQ) | SOT109-1 (D) | SOT403-1 (PW) | SOT163-1 (D) | SOT360-1 (PW) | SOT764-1 (BQ) | SOT815-1 (BQ) | SOT362-1 (DGG) |
| 74HC74-Q100 | Dual D-type flip-flop with set and reset; positive-edge trigger | 2.0 - 6.0 | ± 5.2 | 14 | -40 to 125 | • | • | • | | | | | | | |
| 74HCT74-Q100 | Dual D-type flip-flop with set and reset; positive-edge trigger; TTL-enabled | 4.5 - 5.5 | ± 4 | 15 | -40 to 125 | • | • | • | | | | | | | |
| 74HC107-Q100 | Dual J-K flip-flop with reset; negative-edge trigger | 2.0 - 6.0 | ± 5.2 | 16 | -40 to 125 | • | • | | | | | | | | |
| 74HCT107-Q100 | Dual J-K flip-flop with reset; negative-edge trigger; TTL-enabled | 4.5 - 5.5 | ± 4 | 16 | -40 to 125 | • | | | | | | | | | |
| 74HC109-Q100 | Dual J-K flip-flop with set and reset; positive-edge trigger | 2.0 - 6.0 | ± 5.2 | 15 | -40 to 125 | | | | • | | | | | | |
| 74HCT109-Q100 | Dual J-K flip-flop with set and reset; positive-edge trigger; TTL-enabled | 4.5 - 5.5 | ± 4 | 17 | -40 to 125 | | | | • | | | | | | |
| 74HC174-Q100 | Hex D-type flip-flop with reset; positive-edge trigger | 2.0 - 6.0 | ± 5.2 | 17 | -40 to 125 | | | | • | • | | | | | |
| 74HCT174-Q100 | Hex D-type flip-flop with reset; positive-edge trigger; TTL-enabled | 4.5 - 5.5 | ± 4 | 18 | -40 to 125 | | | | • | • | | | | | |
| 74HC175-Q100 | Quad D-type flip-flop with reset; positive-edge trigger | 2.0 - 6.0 | ± 5.2 | 17 | -40 to 125 | | | | • | • | | | | | |
| 74HCT175-Q100 | Quad D-type flip-flop with reset; positive-edge trigger; TTL-enabled | 4.5 - 5.5 | ± 4 | 16 | -40 to 125 | | | | • | • | | | | | |
| 74HC273-Q100 | Octal D-type flip-flop with reset; positive-edge trigger | 2.0 - 6.0 | ± 5.2 | 15 | -40 to 125 | | | | | | • | • | • | | |
| 74HCT273-Q100 | Octal D-type flip-flop with reset; positive-edge trigger; TTL-enabled | 4.5 - 5.5 | ± 4 | 15 | -40 to 125 | | | | | | • | • | • | | |
| 74HC377-Q100 | Octal D-type flip-flop with data enable; positive-edge trigger | 2.0 - 6.0 | ± 7.8 | 13 | -40 to 125 | | | | | | • | • | | | |
| 74HCT377-Q100 | Octal D-type flip-flop with data enable; positive-edge trigger; TTL-enabled | 4.5 - 5.5 | ± 6 | 14 | -40 to 125 | | | | | | • | • | | | |
| 74HC574-Q100 | Octal D-type flip-flop; positive-edge trigger (3-state) | 2.0 - 6.0 | ± 7.8 | 14 | -40 to 125 | | | | | | • | • | | | |
| 74HCT574-Q100 | Octal D-type flip-flop; positive-edge trigger; TTL-enabled (3-state) | 4.5 - 5.5 | ± 6 | 15 | -40 to 125 | | | | | | • | • | | | |
| 74LV74-Q100 | Dual D-type flip-flop with set and reset; positive-edge trigger | 1.0 - 5.5 | ± 12 | 11 | -40 to 125 | • | • | | | | | | | | |
| 74LVC74A-Q100 | Dual D-type flip-flop with set and reset; positive-edge trigger | 1.2 - 3.6 | ± 24 | 2.5 | -40 to 125 | • | • | • | | | | | | | |
| 74LVC273-Q100 | Octal D-type flip-flop with reset; positive-edge trigger | 1.2 - 3.6 | ± 24 | 6.0 | -40 to 125 | | | | | | • | • | • | | |
| 74LVC374A-Q100 | Octal D-type flip-flop; positive-edge trigger (3-state) | 1.2 - 3.6 | ± 24 | 2.7 | -40 to 125 | | | | | | • | • | • | | |

Flip-flops

| Type number | Description | Features | | | | Package (suffix) | | | | | | | | | |
|-------------------|--|---------------------|---------------------|----------------------|-----------------------|------------------|---------------|---------------|--------------|---------------|--------------|---------------|---------------|---------------|----------------|
| | | V _{CC} (V) | I _O (mA) | t _{pd} (ns) | T _{amb} (°C) | SOT108-1 (D) | SOT402-1 (PW) | SOT762-1 (BQ) | SOT109-1 (D) | SOT403-1 (PW) | SOT163-1 (D) | SOT360-1 (PW) | SOT764-1 (BQ) | SOT815-1 (BQ) | SOT362-1 (DGG) |
| 74LVC573A-Q100 | Octal D-type transparent latch (3-state) | 1.2 - 3.6 | ± 24 | 3.4 | -40 to 125 | | | | | | • | • | • | | |
| 74LVC823A-Q100 | 9-bit D-type flip-flop; positive-edge trigger (3-state) | 1.2 - 3.6 | ± 24 | 5.4 | -40 to 125 | | | | | | | | | • | |
| 74LVC16374A-Q100 | 16-bit D-type flip-flop; positive-edge trigger (3-state) | 1.2 - 3.6 | ± 24 | 3.8 | -40 to 125 | | | | | | | | | | • |
| 74LVCH16374A-Q100 | 16-bit D-type flip-flop with bus hold; positive-edge trigger (3-state) | 1.2 - 3.6 | ± 24 | 3.8 | -40 to 125 | | | | | | | | | | • |
| HEF4013B-Q100 | Dual D-type flip-flop with set and reset; positive-edge trigger | 3.0 - 15 | ± 2.4 | 30 | -40 to 85 | • | • | | | | | | | | |
| HEF4027B-Q100 | Dual J-K flip-flop | 3.0 - 15 | ± 2.4 | 30 | -40 to 85 | | | | • | | | | | | |

Gates

| Type number | Description | Features | | | | Package (suffix) | | | |
|---------------|---|---------------------|---------------------|----------------------|-----------------------|------------------|---------------|---------------|---------------|
| | | V _{CC} (V) | I _O (mA) | t _{pd} (ns) | T _{amb} (°C) | SOT108-1 (D) | SOT402-1 (PW) | SOT762-1 (BQ) | SOT765-1 (DC) |
| 74AHC00-Q100 | Quad 2-input NAND gate | 2.0 - 5.5 | ± 8 | 3.2 | -40 to 125 | • | • | • | |
| 74AHCT00-Q100 | Quad 2-input NAND gate; TTL-enabled | 4.5 - 5.5 | ± 8 | 3.3 | -40 to 125 | • | • | • | |
| 74AHC02-Q100 | Quad 2-input NOR gate | 2.0 - 5.5 | ± 8 | 2.9 | -40 to 125 | • | • | • | |
| 74AHCT02-Q100 | Quad 2-input NOR gate; TTL-enabled | 4.5 - 5.5 | ± 8 | 3.8 | -40 to 125 | • | • | • | |
| 74AHC08-Q100 | Quad 2-input AND gate | 2.0 - 5.5 | ± 8 | 3.5 | -40 to 125 | • | • | • | |
| 74AHCT08-Q100 | Quad 2-input AND gate; TTL-enabled | 4.5 - 5.5 | ± 8 | 5.0 | -40 to 125 | • | • | • | |
| 74AHC30-Q100 | 8-input NAND gate | 2.0 - 5.5 | ± 8 | 3.6 | -40 to 125 | • | • | • | |
| 74AHCT30-Q100 | 8-input NAND gate; TTL-enabled | 4.5 - 5.5 | ± 8 | 3.3 | -40 to 125 | • | • | • | |
| 74AHC32-Q100 | Quad 2-input OR gate | 2.0 - 5.5 | ± 8 | 3.5 | -40 to 125 | • | • | • | |
| 74AHCT32-Q100 | Quad 2-input OR gate; TTL-enabled | 4.5 - 5.5 | ± 8 | 5.0 | -40 to 125 | • | • | • | |
| 74AHC86-Q100 | Quad 2-input EXCLUSIVE-OR gate | 2.0 - 5.5 | ± 8 | 3.4 | -40 to 125 | • | • | • | |
| 74AHCT86-Q100 | Quad 2-input EXCLUSIVE-OR gate; TTL-enabled | 4.5 - 5.5 | ± 8 | 3.4 | -40 to 125 | • | • | • | |
| 74ALVC00-Q100 | Quad 2-input NAND gate | 1.65 - 3.6 | ± 24 | 2.1 | -40 to 85 | • | • | • | |

Gates

Types in **bold** represent new products

| Type number | Description | Features | | | | Package (suffix) | | | |
|-----------------------|---|---------------------|---------------------|----------------------|-----------------------|------------------|---------------|---------------|---------------|
| | | V _{cc} (V) | I _o (mA) | t _{pd} (ns) | T _{amb} (°C) | SOT108-1 (D) | SOT402-1 (PW) | SOT762-1 (BQ) | SOT765-1 (DC) |
| 74ALVC32-Q100 | Quad 2-input OR gate | 1.65 - 3.6 | ± 24 | 2.0 | -40 to 125 | • | • | • | |
| 74AUP2G00-Q100 | Dual 2-input NAND gate | 2.0 - 5.5 | ± 8 | 3.2 | -40 to 125 | | | | • |
| 74HC00-Q100 | Quad 2-input NAND gate | 2.0 - 6.0 | ± 5.2 | 7.0 | -40 to 125 | • | • | • | |
| 74HCT00-Q100 | Quad 2-input NAND gate; TTL-enabled | 4.5 - 5.5 | ± 4 | 10 | -40 to 125 | • | • | • | |
| 74HC02-Q100 | Quad 2-input NOR gate | 2.0 - 6.0 | ± 5.2 | 7.0 | -40 to 125 | • | • | • | |
| 74HCT02-Q100 | Quad 2-input NOR gate; TTL-enabled | 4.5 - 5.5 | ± 4 | 9.0 | -40 to 125 | • | • | • | |
| 74HC03-Q100 | Quad 2-input NAND gate; open-drain | 2.0 - 6.0 | 5.2 | 8.0 | -40 to 125 | • | • | | |
| 74HCT03-Q100 | Quad 2-input NAND gate; open-drain; TTL-enabled | 4.5 - 5.5 | ± 4 | 10 | -40 to 125 | • | • | | |
| 74HC08-Q100 | Quad 2-input AND gate | 2.0 - 6.0 | ± 5.2 | 7.0 | -40 to 125 | • | • | • | |
| 74HCT08-Q100 | Quad 2-input AND gate; TTL-enabled | 4.5 - 5.5 | ± 4 | 11 | -40 to 125 | • | • | • | |
| 74HC10-Q100 | Triple 3-input NAND gate | 2.0 - 6.0 | ± 5.2 | 9.0 | -40 to 125 | • | • | | |
| 74HCT10-Q100 | Triple 3-input NAND gate; TTL-enabled | 4.5 - 5.5 | ± 4 | 11 | -40 to 125 | • | • | | |
| 74HC11-Q100 | Triple 3-input AND gate | 2.0 - 6.0 | ± 5.2 | 10 | -40 to 125 | • | • | | |
| 74HCT11-Q100 | Triple 3-input AND gate; TTL-enabled | 4.5 - 5.5 | ± 4 | 11 | -40 to 125 | • | • | | |
| 74HC20-Q100 | Dual 4-input NAND gate | 2.0 - 6.0 | ± 5.2 | 8.0 | -40 to 125 | • | • | | |
| 74HCT20-Q100 | Dual 4-input NAND gate; TTL-enabled | 4.5 - 5.5 | ± 4 | 13 | -40 to 125 | • | | • | |
| 74HC27-Q100 | Triple 3-input NOR gate | 2.0 - 6.0 | ± 5.2 | 8.0 | -40 to 125 | • | • | • | |
| 74HCT27-Q100 | Triple 3-input NOR gate; TTL-enabled | 4.5 - 5.5 | ± 4 | 10 | -40 to 125 | • | • | • | |
| 74HC30-Q100 | 8-input NAND gate | 2.0 - 6.0 | ± 5.2 | 12 | -40 to 125 | • | • | | |
| 74HCT30-Q100 | 8-input NAND gate; TTL-enabled | 4.5 - 5.5 | ± 4 | 12 | -40 to 125 | • | • | | |
| 74HC32-Q100 | Quad 2-input OR gate | 2.0 - 6.0 | ± 5.2 | 6.0 | -40 to 125 | • | • | • | |
| 74HCT32-Q100 | Quad 2-input OR gate; TTL-enabled | 4.5 - 5.5 | ± 4.0 | 9.0 | -40 to 125 | • | • | • | |
| 74HC86-Q100 | Quad 2-input EXCLUSIVE-OR gate | 2.0 - 6.0 | ± 5.2 | 11 | -40 to 125 | • | • | | |
| 74HCT86-Q100 | Quad 2-input EXCLUSIVE-OR gate; TTL-enabled | 4.5 - 5.5 | ± 4 | 14 | -40 to 125 | • | • | | |
| 74HC4002-Q100 | Dual 4-input NOR gate | 2.0 - 6.0 | ± 5.2 | 9.0 | -40 to 125 | • | • | | |
| 74HC4075-Q100 | Triple 3-input OR gate | 2.0 - 6.0 | ± 5.2 | 8.0 | -40 to 125 | • | • | | |
| 74HCT4075-Q100 | Triple 3-input OR gate; TTL-enabled | 4.5 - 5.5 | ± 4 | 10 | -40 to 125 | • | • | | |
| 74LV08-Q100 | Quad 2-input AND gate | 1.0 - 5.5 | ± 12 | 7.0 | -40 to 125 | • | • | | |
| 74LVC00A-Q100 | Quad 2-input NAND gate | 1.2 - 3.6 | ± 24 | 2.1 | -40 to 125 | • | • | • | |
| 74LVC02A-Q100 | Quad 2-input NOR gate | 1.2 - 3.6 | ± 24 | 2.1 | -40 to 125 | • | • | • | |
| 74LVC08A-Q100 | Quad 2-input AND gate | 1.2 - 3.6 | ± 24 | 2.1 | -40 to 125 | • | • | • | |
| 74LVC11-Q100 | Triple 3-input AND gate | 1.2 - 3.7 | ± 24 | 3.7 | -40 to 125 | • | • | | |
| 74LVC32A-Q100 | Quad 2-input OR gate | 1.2 - 3.6 | ± 24 | 2.1 | -40 to 125 | • | • | • | |
| 74VHC02-Q100 | Quad 2-input NOR gate | 2.0 - 5.5 | ± 8 | 2.9 | -40 to 125 | • | • | • | |

Gates

| Type number | Description | Features | | | | Package (suffix) | | | |
|---------------|------------------------------------|---------------------|---------------------|----------------------|-----------------------|------------------|---------------|---------------|---------------|
| | | V _{cc} (V) | I _o (mA) | t _{pd} (ns) | T _{amb} (°C) | SOT108-1 (D) | SOT402-1 (PW) | SOT762-1 (BQ) | SOT765-1 (DC) |
| 74VHCT02-Q100 | Quad 2-input NOR gate; TTL-enabled | 4.5 - 5.5 | ± 8 | 3.8 | -40 to 125 | • | • | • | |
| 74VHCT08-Q100 | Quad 2-input AND gate; TTL-enabled | 4.5 - 5.5 | ± 8 | 5.0 | -40 to 125 | • | • | • | |
| 74VHC32-Q100 | Quad 2-input OR gate | 2.0 - 5.5 | ± 8 | 3.5 | -40 to 125 | • | • | | |
| 74VHCT32-Q100 | Quad 2-input OR gate; TTL-enabled | 4.5 - 5.5 | ± 8 | 5.0 | -40 to 125 | • | • | • | |
| HEF4001B-Q100 | Quad 2-input NOR gate | 3.0 - 15 | ± 2.4 | 20 | -40 to 85 | • | | | |
| HEF4011B-Q100 | Quad 2-input NAND gate | 3.0 - 15 | ± 2.4 | 20 | -40 to 85 | • | | | |
| HEF4030B-Q100 | Quad 2-input EXCLUSIVE-OR gate | 3.0 - 15 | ± 2.4 | 30 | -40 to 85 | • | | | |
| HEF4070B-Q100 | Quad 2-input EXCLUSIVE-OR gate | 3.0 - 15 | ± 2.4 | 30 | -40 to 85 | • | | | |
| HEF4081B-Q100 | Quad 2-input AND gate | 3.0 - 15 | ± 2.4 | 20 | -40 to 85 | • | | | |
| HEF4082B-Q100 | Dual 4-input AND gate | 3.0 - 15 | ± 2.4 | 25 | -40 to 85 | • | | | |

Latches/Registered drivers

| Type number | Description | Features | | | | Package (suffix) | | | | | | | |
|-------------------|--|---------------------|---------------------|----------------------|-----------------------|------------------|---------------|---------------|--------------|---------------|---------------|----------------|----------------|
| | | V _{cc} (V) | I _o (mA) | t _{pd} (ns) | T _{amb} (°C) | SOT109-1 (D) | SOT403-1 (PW) | SOT763-1 (BQ) | SOT163-1 (D) | SOT360-1 (PW) | SOT764-1 (BQ) | SOT362-1 (DGC) | SOT480-1 (DGV) |
| 74AHC573-Q100 | Octal D-type transparent latch (3-state) | 2.0 - 5.5 | ± 8 | 4.2 | -40 to 125 | | | | • | • | • | | |
| 74AHCT573-Q100 | Octal D-type transparent latch; TTL-enabled (3-state) | 4.5 - 5.5 | ± 8 | 3.9 | -40 to 125 | | | | • | • | • | | |
| 74HC259-Q100 | 8 bit addressable latch | 2.0 - 6.0 | ± 5.2 | 18 | -40 to 125 | • | • | • | | | | | |
| 74HCT259-Q100 | 8 bit addressable latch; TTL-enabled | 4.5 - 5.5 | ± 4 | 20 | -40 to 125 | • | • | • | | | | | |
| 74HC373-Q100 | Octal D-type transparent latch (3-state) | 2.0 - 6.0 | ± 7.8 | 12 | -40 to 125 | | | | • | • | • | | |
| 74HCT373-Q100 | Octal D-type transparent latch; TTL-enabled (3-state) | 4.5 - 5.5 | ± 6 | 14 | -40 to 125 | | | | • | • | • | | |
| 74HC573-Q100 | Octal D-type transparent latch (3-state) | 2.0 - 6.0 | ± 7.8 | 14 | -40 to 125 | | | | • | • | • | | |
| 74HCT573-Q100 | Octal D-type transparent latch; TTL-enabled (3-state) | 4.5 - 5.5 | ± 6 | 17 | -40 to 125 | | | | • | • | • | | |
| 74LVC373A-Q100 | Octal D-type transparent latch (3-state) | 1.2 - 3.6 | ± 24 | 3.0 | -40 to 125 | | | | • | • | • | | |
| 74LVC16373A-Q100 | 16-bit D-type transparent latch (3-state) | 1.2 - 3.6 | ± 24 | 2.4 | -40 to 125 | | | | | | | • | • |
| 74LVCH16373A-Q100 | 16-bit D-type transparent latch with bushold (3-state) | 1.2 - 3.6 | ± 24 | 2.4 | -40 to 125 | | | | | | | • | • |
| HEF4043B-Q100 | Quad R/S latch with set and reset (3-state) | 3.0 - 15 | ± 2.4 | 25 | -40 to 85 | • | | | | | | | |

Level shifters/Translators

Types in **bold** represent new products

| Type number | Description | Features | | | | Package (suffix) | | | | | | | | | | | | | |
|---------------------|---|-------------------------|-------------------------|---------------------|-----------------------|------------------|--------------|---------------|---------------|--------------|---------------|---------------|----------------|----------------|----------------|---------------|---------------|---------------|----------------|
| | | V _{cc} (A) (V) | V _{cc} (B) (V) | I _o (mA) | T _{amb} (°C) | SOT402-1 (PW) | SOT109-1 (D) | SOT403-1 (PW) | SOT763-1 (BQ) | SOT137-1 (D) | SOT355-1 (PW) | SOT815-1 (BQ) | SOT362-1 (DGG) | SOT480-1 (DGV) | SOT364-1 (DGG) | SOT360-1 (PW) | SOT764-1 (BQ) | SOT762-1 (BQ) | SOT1161-1 (GU) |
| 74ALVC164245-Q100 | 16-bit dual-supply voltage level translating transceiver (3-state) | 1.5 - 3.6 | 1.5 - 5.5 | ± 24 | -40 to 125 | | | | | | | • | | | | | | | |
| 74AVC4T245-Q100 | 4-bit dual-supply voltage level translating transceiver (3-state) | 0.8 - 3.6 | 0.8 - 3.6 | ± 12 | -40 to 125 | | • | • | • | | | | | | | | | | • |
| 74AVC8T245-Q100 | 8-bit dual-supply voltage level translating transceiver (3-state) | 0.8 - 3.6 | 0.8 - 3.6 | ± 12 | -40 to 125 | | | | | • | • | | | | | | | | |
| 74AVC16T245-Q100 | 16-bit dual-supply voltage level translating transceiver (3-state) | 0.8 - 3.6 | 0.8 - 3.6 | ± 12 | -40 to 125 | | | | | | | • | | | | | | | |
| 74AVC20T245-Q100 | 20-bit dual-supply voltage-translating transceiver (3-state) | 0.8 - 3.6 | 0.8 - 3.6 | ± 12 | -40 to 125 | | | | | | | | • | | | | | | |
| 74AVCH4T245-Q100 | 4-bit dual-supply voltage translating transceiver with bus hold (3-state) | 0.8 - 3.6 | 0.8 - 3.6 | ± 12 | -40 to 125 | | • | • | • | | | | | | | | | | |
| 74HC4050-Q100 | Hex buffer with 15V tolerant inputs | 2.0 - 6.0 | n.a | ± 5.2 | -40 to 125 | | • | • | | | | | | | | | | | |
| 74LVC4T3144-Q100 | 4-bit dual supply buffer/line driver (3-state) | 1.2 to 5.5 | 1.2 to 5.5 | ± 24 | -40 to 125 | • | | | | | | | | | | | | | |
| 74LVC4245A-Q100 | 8-bit dual-supply voltage translating transceiver (3-state) | 1.5 - 5.5 | 1.5 - 3.6 | ± 24 | -40 to 125 | | | | | • | • | • | | | | | | | |
| 74LVC8T245-Q100 | 8-bit dual-supply voltage translating transceiver (3-state) | 1.2 - 5.5 | 1.2 - 5.5 | ± 24 | -40 to 125 | | | | | | • | • | | | | | | | |
| 74LVCH8T245-Q100 | 8-bit dual-supply voltage translating transceiver with bus hold (3-state) | 1.2 - 5.5 | 1.2 - 5.5 | ± 24 | -40 to 125 | | | | | | • | • | | | | | | | |
| HEF4104B-Q100 | Quad low-to-high voltage translator (3-state) | 3.0 - 15.0 | 3.0 - 15.0 | ± 2.4 | -40 to 85 | | • | | | | | | | | | | | | |
| LSF0108-Q100 | 8-bit bidirectional level translator; open-drain; push-pull | 0.95 - 5.0 | 0.95 - 5.0 | +64 | -40 to 125 | | | | | | | | | | • | • | | | |
| NXB0104-Q100 | Dual supply translator; auto direction sensing (3-state) | 1.2 - 3.6 | 1.65 - 5.5 | ± 0.02 | -40 to 125 | • | | | | | | | | | | | | | • |
| NXS0104-Q100 | Dual supply translating transceiver; open drain; autosense | 1.65 - 3.6 | 2.3 - 5.5 | -0.02/+1 | -40 to 125 | • | | | | | | | | | | | | | • |

Multivibrators

| Type number | Description | Features | | | | Package (suffix) | | |
|----------------|---|---------------------|---------------------|----------------------|-----------------------|------------------|---------------|---------------|
| | | V _{cc} (V) | I _o (mA) | t _{pd} (ns) | T _{amb} (°C) | SOT109-1 (D) | SOT403-1 (PW) | SOT763-1 (BQ) |
| 74AHC123A-Q100 | Dual retriggerable monostable multivibrator with reset | 2.0 - 5.5 | ± 8 | 5.1 | -40 to 125 | • | • | • |
| 74AHC123A-Q100 | Dual retriggerable monostable multivibrator with reset; TTL-enabled | 4.5 - 5.5 | ± 8 | 5.0 | -40 to 125 | • | • | • |
| 74HC123-Q100 | Dual retriggerable monostable multivibrator with reset | 2.0 - 6.0 | ± 7.8 | 9.0 | -40 to 125 | • | • | • |
| 74HCT123-Q100 | Dual retriggerable monostable multivibrator with reset; TTL-enabled | 4.5 - 5.5 | ± 4 | 26 | -40 to 125 | • | • | • |
| 74HC4538-Q100 | Dual retriggerable precision monostable multivibrator | 2.0 - 6.0 | ± 5.2 | 27 | -40 to 125 | • | • | |
| 74HCT4538-Q100 | Dual retriggerable precision monostable multivibrator; TTL-enabled | 4.5 - 5.5 | ± 4 | 30 | -40 to 125 | • | • | |
| HEF4528B-Q100 | Dual retriggerable monostable multivibrator with reset | 3.0 - 15 | ± 2.4 | 40 | -40 to 85 | • | | |
| HEF4538B-Q100 | Dual retriggerable precision monostable multivibrator | 3.0 - 15 | ± 2.4 | 60 | -40 to 85 | • | | |

Schmitt-triggers

| Type number | Description | Features | | | | Package (suffix) | | | | |
|----------------|---|--------------|------------|---------------|----------------|------------------|---------------|---------------|--------------|---------------|
| | | V_{CC} (V) | I_o (mA) | t_{pd} (ns) | T_{amb} (°C) | SOT108-1 (D) | SOT402-1 (PW) | SOT762-1 (BQ) | SOT163-1 (D) | SOT360-1 (PW) |
| 74AHC14-Q100 | Hex inverter Schmitt-trigger | 2.0 - 5.5 | ± 8 | 3.2 | -40 to 125 | • | • | • | | |
| 74AHCT14-Q100 | Hex inverter Schmitt-trigger; TTL-enabled | 4.5 - 5.5 | ± 8 | 4.0 | -40 to 125 | • | • | • | | |
| 74AHC132-Q100 | Quad 2-input NAND gate Schmitt-trigger | 2.0 - 5.5 | ± 8 | 3.3 | -40 to 125 | • | • | • | | |
| 74AHCT132-Q100 | Quad 2-input NAND gate Schmitt-trigger; TTL-enabled | 4.5 - 5.5 | ± 8 | 3.5 | -40 to 125 | • | • | • | | |
| 74HC7014-Q100 | Hex buffer precision Schmitt-trigger | 2.0 - 6.0 | ± 5.2 | 27 | -40 to 125 | • | | | | |
| 74HC14-Q100 | Hex inverter Schmitt-trigger | 2.0 - 6.0 | ± 5.2 | 12 | -40 to 125 | • | • | • | | |
| 74HCT14-Q100 | Hex inverter Schmitt-trigger; TTL-enabled | 4.5 - 5.5 | ± 4 | 17 | -40 to 125 | • | • | • | | |
| 74HC132-Q100 | Quad 2-input NAND gate Schmitt-trigger | 2.0 - 6.0 | ± 5.2 | 11 | -40 to 125 | • | • | • | | |
| 74HCT132-Q100 | Quad 2-input NAND gate Schmitt-trigger; TTL-enabled | 4.5 - 5.5 | ± 4 | 17 | -40 to 125 | • | • | • | | |
| 74HC7541-Q100 | Octal buffer/line driver Schmitt-trigger (3-State) | 2.0 - 6.0 | ± 7.8 | 11 | -40 to 125 | | | | • | • |
| 74HCT7541-Q100 | Octal buffer/line driver Schmitt-trigger; TTL-enabled (3-State) | 4.5 - 5.5 | ± 6 | 16 | -40 to 125 | | | | • | • |
| 74LV132-Q100 | Quad 2-input NAND gate Schmitt-trigger | 1.0 - 5.5 | ± 12 | 10 | -40 to 125 | • | • | • | | |
| 74LVC14A-Q100 | Hex inverter Schmitt-trigger | 1.2 - 3.6 | ± 24 | 3.2 | -40 to 125 | • | • | • | | |
| 74LVC132A-Q100 | Quad 2-input NAND gate Schmitt-trigger | 1.2 - 3.6 | ± 24 | 3.4 | -40 to 125 | • | • | • | | |
| HEF40106B-Q100 | Hex inverter Schmitt-trigger | 4.5 - 15.5 | ± 2.4 | 30 | -40 to 85 | • | • | | | |

Shift registers

| Type number | Description | Features | | | | Package (suffix) | | | | | | | |
|----------------|---|---------------------|---------------------|----------------------|-----------------------|------------------|---------------|---------------|--------------|---------------|---------------|--------------|---------------|
| | | V _{cc} (V) | I _o (mA) | t _{pd} (ns) | T _{amb} (°C) | SOT108-1 (D) | SOT402-1 (PW) | SOT762-1 (BQ) | SOT109-1 (D) | SOT403-1 (PW) | SOT763-1 (BQ) | SOT163-1 (D) | SOT360-1 (PW) |
| 74AHC164-Q100 | 8-bit serial-in/parallel-out shift register | 2.0 - 5.5 | ± 8 | 4.5 | -40 to 125 | • | • | • | | | | | |
| 74AHCT164-Q100 | 8-bit serial-in/parallel-out shift register; TTL-enabled | 4.5 - 5.5 | ± 8 | 3.4 | -40 to 125 | • | • | • | | | | | |
| 74AHC594-Q100 | 8-bit serial-in/parallel-out shift register with output register | 2.0 - 5.5 | ± 8 | 4.1 | -40 to 125 | | | | • | • | • | | |
| 74AHCT594-Q100 | 8-bit serial-in/parallel-out shift register with output register; TTL-enabled | 4.5 - 5.5 | ± 8 | 3.8 | -40 to 125 | | | | • | • | • | | |
| 74AHC595-Q100 | 8-bit serial-in/parallel-out shift register with output register (3-state) | 2.0 - 5.5 | ± 8 | 4.0 | -40 to 125 | | | | • | • | • | | |
| 74AHCT595-Q100 | 8-bit serial-in/parallel-out shift register with output storage; TTL-enabled (3-state) | 4.5 - 5.5 | ± 8 | 3.8 | -40 to 125 | | | | • | • | • | | |
| 74HC164-Q100 | 8-bit serial-in/parallel-out shift register | 2.0 - 6.0 | ± 5.2 | 12 | -40 to 125 | • | • | • | | | | | |
| 74HCT164-Q100 | 8-bit serial-in/parallel-out shift register; TTL-enabled | 4.5 - 5.5 | ± 4 | 12 | -40 to 125 | • | • | • | | | | | |
| 74HC165-Q100 | 8-bit parallel or serial-in/serial-out shift register | 2.0 - 6.0 | ± 5.2 | 16 | -40 to 125 | | | | • | • | • | | |
| 74HCT165-Q100 | 8-bit parallel or serial-in/serial-out shift register; TTL-enabled | 4.5 - 5.5 | ± 4 | 14 | -40 to 125 | | | | • | • | • | | |
| 74HC166-Q100 | 8-bit parallel or serial-in/serial-out shift register | 2.0 - 6.0 | ± 5.2 | 15 | -40 to 125 | | | | • | • | | | |
| 74HCT166-Q100 | 8-bit parallel or serial-in/serial-out shift register; TTL-enabled | 4.5 - 5.5 | ± 4 | 23 | -40 to 125 | | | | • | | | | |
| 74HC594-Q100 | 8-bit serial-in/parallel-out shift register with output storage register | 2.0 - 6.0 | ± 7.8 | 14 | -40 to 125 | | | • | | | | | |
| 74HCT594-Q100 | 8-bit serial-in/parallel-out shift register with output storage register; TTL-enabled | 4.5 - 5.5 | ± 6 | 15 | -40 to 125 | | | | • | | | | |
| 74HC595-Q100 | 8-bit serial-in/parallel-out shift register with output storage register (3-state) | 2.0 - 6.0 | ± 7.8 | 16 | -40 to 125 | | | | • | • | • | | |
| 74HCT595-Q100 | 8-bit serial-in/parallel-out shift register with output storage register; TTL-enabled (3-state) | 4.5 - 5.5 | ± 6 | 25 | -40 to 125 | | | | • | • | • | | |
| 74HC597-Q100 | 8-bit parallel or serial-in/parallel-out shift register with parallel input register | 2.0 - 6.0 | ± 5.2 | 16 | -40 to 125 | | | | • | • | | | |
| 74HCT597-Q100 | 8-bit parallel or serial-in/parallel-out shift register with parallel input register; TTL-enabled | 4.5 - 5.5 | ± 4 | 20 | -40 to 125 | | | | • | | | | |
| 74HC4094-Q100 | 8-bit serial-in/serial or parallel-out shift register with output register (3-state) | 2.0 - 6.0 | ± 5.2 | 15 | -40 to 125 | | | | • | • | | | |
| 74HCT4094-Q100 | 8-bit serial-in/serial or parallel-out shift register with output register; TTL-enabled (3-state) | 4.5 - 5.5 | ± 4 | 19 | -40 to 125 | | | | • | | | | |
| 74LV164-Q100 | 8-bit serial-in/parallel-out shift register | 1.0 - 5.5 | ± 12 | 12 | -40 to 125 | • | • | • | | | | | |
| 74LV165-Q100 | 8-bit parallel or serial-in/serial-out shift register | 1.0 - 5.5 | ± 12 | 18 | -40 to 125 | | | | • | • | | | |

Shift registers

| Type number | Description | Features | | | | Package (suffix) | | | | | | | |
|-----------------|--|---------------------|---------------------|----------------------|-----------------------|------------------|---------------|---------------|--------------|---------------|---------------|--------------|---------------|
| | | V _{cc} (V) | I _o (mA) | t _{pd} (ns) | T _{amb} (°C) | SOT108-1 (D) | SOT402-1 (PW) | SOT762-1 (BQ) | SOT109-1 (D) | SOT403-1 (PW) | SOT763-1 (BQ) | SOT163-1 (D) | SOT360-1 (PW) |
| 74LV165A-Q100 | 8-bit parallel or serial-in/serial-out shift register | 1.0 - 5.5 | ± 12 | 7.5 | -40 to 125 | | | | • | • | | | |
| 74LV4060-Q100 | 14-stage binary ripple counter with oscillator | 1.0 - 5.5 | ± 6 | 29 | -40 to 125 | | | | • | • | | | |
| 74LVC594A-Q100 | 8-bit serial-in/parallel-out shift register with output storage register | 1.2 - 5.5 | ± 24 | 3.1 | -40 to 125 | | | | • | • | • | | |
| 74VHC595-Q100 | 8-bit serial-in/parallel-out shift register with output storage register (3-state) | 2.0 - 5.5 | ± 8 | 4.0 | -40 to 125 | | | | • | • | • | | |
| 74VHCT595-Q100 | 8-bit serial-in/parallel-out shift register with output storage register; TTL-enabled (3-state) | 4.5 - 5.5 | ± 8 | 3.8 | -40 to 125 | | | | • | • | • | | |
| HEF4014B-Q100 | 8-bit shift register with synchronous parallel enable | 3.0 - 15 | ± 2.4 | 40 | -40 to 85 | | | | • | | | | |
| HEF4021B-Q100 | 8-bit shift register with asynchronous parallel load | 3.0 - 15 | ± 2.4 | 40 | -40 to 85 | | | | • | • | | | |
| HEF4094B-Q100 | 8-bit serial-in/serial or parallel-out shift register with output register (3-state) | 3.0 - 15 | ± 2.4 | 50 | -40 to 85 | | | | • | • | | | |
| HEF4794B-Q100 | 8-bit serial-in/serial or parallel-out shift register with output register LED driver (3-state) | 3.0 - 15 | -20 | 45 | -40 to 85 | | | | • | | | | |
| HEF4894B-Q100 | 12-bit serial-in/serial or parallel-out shift register with output register LED driver (3-state) | 3.0 - 15 | -20 | 45 | -40 to 85 | | | | | | | • | • |
| NPIC6C595-Q100 | 8-bit serial-in/parallel-out shift register with output storage register (3-state) | 4.5 - 5.5 | -100 | 90 | -40 to 125 | | | | • | • | • | | |
| NPIC6C596-Q100 | 8-bit serial-in/serial or parallel-out shift register with output register LED driver (3-state) | 4.5 - 5.5 | -100 | 90 | -40 to 125 | | | | • | • | • | | |
| NPIC6C596A-Q100 | 8-bit serial-in/serial or parallel-out shift register with output register LED driver (3-state) | 2.3 - 5.5 | -100 | 90 | -40 to 125 | | | | • | • | • | | |
| NPIC6C4894-Q100 | 12-bit serial-in/serial or parallel-out shift register with output register LED driver (3-state) | 4.5 - 5.5 | -100 | 105 | -40 to 125 | | | | | | | • | • |

Transceivers

Types in **bold** represent new products

| Type number | Description | Features | | | | Package (suffix) | | | | |
|--------------------------|---|---------------------|---------------------|------------------------|-----------------------|------------------|---------------|---------------|----------------|----------------|
| | | V _{CC} (V) | I _O (mA) | t _{prop} (ns) | T _{amb} (°C) | SOT163-1 (D) | SOT360-1 (PW) | SOT764-1 (BQ) | SOT362-1 (DGG) | SOT480-1 (DGV) |
| 74AHC245-Q100 | Octal transceiver (3-state) | 2.0 - 5.5 | ± 8 | 3.5 | -40 to 125 | • | • | • | | |
| 74AHCT245-Q100 | Octal transceiver; TTL-enabled (3-state) | 4.5 - 5.5 | ± 8 | 5.0 | -40 to 125 | • | • | • | | |
| 74AVC16245-Q100 | 16-bit transceiver (3-state) | 1.2 - 3.6 | ± 12 | 2.0 | -40 to 85 | | | | • | |
| 74HC245-Q100 | Octal transceiver (3-state) | 2.0 - 6.0 | ± 7.8 | 7.0 | -40 to 125 | • | • | • | | |
| 74HCT245-Q100 | Octal transceiver; TTL-enabled (3-state) | 4.5 - 5.5 | ± 6 | 10 | -40 to 125 | • | • | • | | |
| 74LVC245A-Q100 | Octal transceiver (3-state) | 1.2 - 3.6 | ± 24 | 2.9 | -40 to 125 | • | • | • | | |
| 74LVCH245A-Q100 | Octal transceiver with bus hold (3-state) | 1.2 - 3.6 | ± 24 | 2.9 | -40 to 125 | • | • | • | | |
| 74LVC16245A-Q100 | 16-bit bus transceiver with diRection pin; 5 V tolerant (3-state) | 1.3 - 3.6 | ± 24 | 5.2 | -40 to 125 | | | | • | • |
| 74LVC162245A-Q100 | 16-bit transceiver with 30 Ω termination resistors (3-state) | 1.2 - 3.6 | ± 12 | 3.3 | -40 to 125 | | | | • | • |
| 74LVCH16245A-Q100 | 16-bit bus transceiver with bus hold with diRection pin; 5 V tolerant (3-state) | 1.3 - 3.6 | ± 24 | 5.2 | -40 to 125 | | | | • | • |

Q100 mini logic functions and packages

Analog switches

Types in **bold** represent new products

| Type number | Description | Features | | | | | Package (suffix) | | | | | | |
|-------------------------|---|---------------|---------------------|---------------------|----------------------------|-----------------------|------------------|-------------|-------------|-------------|---------------|---------------|---------------|
| | | Configuration | V _{CC} (V) | R _{ON} (Ω) | R _{ON} (FLAT) (Ω) | T _{amb} (°C) | SOT353-1 (GW) | SOT753 (GV) | SOT363 (GW) | SOT457 (GV) | SOT505-2 (DP) | SOT765-1 (DC) | SOT552-1 (DP) |
| 74AHC1G66-Q100 | Single-pole, single-throw analog switch | SPST-NO | 2.0 - 5.5 | 40 | 5 | -40 to 125 | • | • | | | | | |
| 74AHC1G66-Q100 | Single-pole, single-throw analog switch; TTL-enabled | SPST-NO | 4.5 - 5.5 | 40 | 5 | -40 to 125 | • | • | | | | | |
| 74HC1G66-Q100 | Single-pole, single-throw analog switch | SPST-NO | 2.0 - 9.0 | 105 | 23 | -40 to 125 | • | • | | | | | |
| 74HCT1G66-Q100 | Single-pole, single-throw analog switch; TTL-enabled | SPST-NO | 4.5 - 5.5 | 118 | 23 | -40 to 125 | • | • | | | | | |
| 74HC2G66-Q100 | Dual single-pole, single-throw analog switch | SPST-NO | 2.0 - 9.0 | 105 | 23 | -40 to 125 | | | | | • | • | |
| 74HCT2G66-Q100 | Dual single-pole, single-throw analog switch; TTL-enabled | SPST-NO | 4.5 - 5.5 | 118 | 23 | -40 to 125 | | | | | • | • | |
| 74LVC1G53-Q100 | Single-pole, double-throw analog switch | SPDT-Z | 1.65 - 5.5 | 15 | 1.5 | -40 to 125 | | | | | • | • | |
| 74LVC1G66-Q100 | Single-pole, single-throw analog switch | SPST-NO | 1.65 - 5.5 | 15 | 1.5 | -40 to 125 | • | • | | | | | |
| 74LVC1G384-Q100 | Single-pole, single-throw analog switch | SPST-NC | 1.65 - 5.5 | 15 | 1.5 | -40 to 125 | • | • | | | | | |
| 74LVC1G3157-Q100 | Single-pole, double-throw analog switch | SPDT | 1.65 - 5.5 | 15 | 1.5 | -40 to 125 | | | • | • | | | |
| 74LVC2G3157-Q100 | Dual 10 Ω single-pole double-throw analog switch | SPDT | 1.65 - 5.5 | 15 | 1.5 | -40 to 125 | | | | | | | • |
| 74LVC2G66-Q100 | Dual single-pole, single-throw analog switch | SPST-NO | 1.65 - 5.5 | 15 | 1.5 | -40 to 125 | | | | | • | • | |

Bus switches

| Type number | Description | Features | | | | Package (suffix) | |
|--------------|-----------------|---------------------|-----------------------|---------------------|-----------------------|------------------|---------------|
| | | V _{CC} (V) | V _{PASS} (V) | R _{ON} (Ω) | T _{amb} (°C) | SOT96-1 (D) | SOT530-1 (PW) |
| CBT3306-Q100 | Dual bus switch | 4.5 - 5.5 | 3.9 | 7 | -40 to 85 | • | • |

Counters/frequency dividers

Types in **bold** represent new products

| Type number | Description | Features | | | | Package (suffix) | |
|-------------------------|---------------------------------|---------------------|------------------------------|------------------------|----------------------|-----------------------|---------------|
| | | V _{CC} (V) | Output drive capability (mA) | Logic switching levels | t _{pd} (ns) | T _{amb} (°C) | SOT353-1 (GW) |
| 74AHC1G4208-Q100 | 08-stage divider and oscillator | 2.0 - 5.5 | ±5.2 | CMOS | 14 | -40 to 125 | • |
| 74AHC1G4210-Q100 | 10-stage divider and oscillator | 2.0 - 5.5 | ±8 | CMOS | 14 | -40 to 125 | • |
| 74AHC1G4212-Q100 | 12-stage divider and oscillator | 2.0 - 5.5 | ±8 | CMOS | 20 | -40 to 125 | • |
| 74AHC1G4214-Q100 | 14-stage divider and oscillator | 2.0 - 5.5 | ±8 | CMOS | 23 | -40 to 125 | • |
| 74AHC1G4215-Q100 | 15-stage divider and oscillator | 2.0 - 5.5 | ±8 | CMOS | 24 | -40 to 125 | • |

Buffers/Inverters

Types in **bold** represent new products

| Type number | Description | Features | | | | Package (suffix) | | | | | | | |
|-----------------------|--|---------------------|---------------------|------------------------|-----------------------|------------------|-------------|-------------|-------------|---------------|---------------|-------------|--------------|
| | | V _{CC} (V) | I _O (mA) | t _{prop} (ns) | T _{amb} (°C) | SOT353-1 (GM) | SOT753 (GV) | SOT363 (GW) | SOT457 (GV) | SOT505-2 (DP) | SOT765-1 (DC) | SOT886 (GM) | SOT1202 (GS) |
| 74AHC1GU04-Q100 | Single inverter; unbuffered | 2.0 - 5.5 | ± 8 | 2.6 | -40 to 125 | • | • | | | | | | |
| 74AHC3GU04-Q100 | Triple inverter; unbuffered | 2.0 - 5.5 | ± 8 | 2.5 | -40 to 125 | | | | | • | • | | |
| 74AHC1G04-Q100 | Single inverter | 2.0 - 5.5 | ± 8 | 3.1 | -40 to 125 | • | • | | | | | | |
| 74AHC1G04-Q100 | Single inverter; TTL-enabled | 4.5 - 5.5 | ± 8 | 3.4 | -40 to 125 | • | • | | | | | | |
| 74AHC1G07-Q100 | Single buffer; open-drain | 2.0 - 5.5 | 8 | 4.2 | -40 to 125 | • | • | | | | | | |
| 74AHC1G17-Q100 | Single buffer with Schmitt-trigger inputs | 2.0 - 5.5 | ± 8 | 3.2 | -40 to 125 | • | | | | | | | |
| 74AHC1G17-Q100 | Single buffer with Schmitt-trigger inputs; TTL-enabled | 4.5 - 5.5 | ± 8 | 4.1 | -40 to 125 | • | | | | | | | |
| 74AHC1G125-Q100 | Single buffer/line driver (3-state) | 2.0 - 5.5 | ± 8 | 3.4 | -40 to 125 | • | • | | | | | | |
| 74AHC1G125-Q100 | Single buffer/line driver; TTL-enabled (3-state) | 4.5 - 5.5 | ± 8 | 3.4 | -40 to 125 | • | • | | | | | | |
| 74AHC1G126-Q100 | Single buffer/line driver (3-state) | 2.0 - 5.5 | ± 8 | 3.4 | -40 to 125 | • | • | | | | | | |
| 74AHC1G126-Q100 | Single buffer/line driver; TTL-enabled (3-state) | 4.5 - 5.5 | ± 8 | 3.4 | -40 to 125 | • | • | | | | | | |
| 74AHC2G125-Q100 | Dual buffer/line driver (3-state) | 2.0 - 5.5 | ± 8 | 3.4 | -40 to 125 | | | | | • | • | | |
| 74AHC2G125-Q100 | Dual buffer/line driver; TTL-enabled (3-state) | 4.5 - 5.5 | ± 8 | 3.4 | -40 to 125 | | | | | • | • | | |
| 74AHC2G126-Q100 | Dual buffer/line driver (3-state) | 2.0 - 5.5 | ± 8 | 3.4 | -40 to 125 | | | | | • | • | | |
| 74AHC2G126-Q100 | Dual buffer/line driver; TTL-enabled (3-state) | 4.5 - 5.5 | ± 8 | 3.4 | -40 to 125 | | | | | • | • | | |
| 74AHC2G241-Q100 | Dual buffer/line driver (3-state) | 2.0 - 5.5 | ± 8 | 3.4 | -40 to 125 | | | | | • | • | | |
| 74AHC2G241-Q100 | Dual buffer/line driver; TTL-enabled (3-state) | 4.5 - 5.5 | ± 8 | 3.4 | -40 to 125 | | | | | • | • | | |
| 74AHC3G04-Q100 | Triple inverter | 2.0 - 5.5 | ± 8 | 3.1 | -40 to 125 | | | | | • | • | | |
| 74AHC3G04-Q100 | Triple inverter; TTL-enabled | 4.5 - 5.5 | ± 8 | 3.0 | -40 to 125 | | | | | • | • | | |
| 74AUP1G04-Q100 | Single inverter | 1.1 - 3.6 | ± 1.9 | 4.0 | -40 to 125 | • | • | | | | | | |
| 74AUP1G06-Q100 | Single inverter; open-drain | 1.1 - 3.6 | 1.9 | 4.5 | -40 to 125 | • | | | | | | | |
| 74AUP1G07-Q100 | Buffer; open-drain | 0.8 - 3.6 | 1.9 | 4.5 | -40 to 125 | • | | | | | | | |
| 74AUP1G34-Q100 | Single buffer | 1.1 - 3.6 | ± 1.9 | 3.9 | -40 to 125 | • | | | | | | | |
| 74AUP1G125-Q100 | Single buffer/line driver (3-state) | 1.1 - 3.6 | ± 1.9 | 4.3 | -40 to 125 | • | | | | | | • | • |
| 74AUP2G04-Q100 | Dual inverter | 1.1 - 3.6 | ± 1.9 | 4.0 | -40 to 125 | | | • | | | | | |
| 74AUP2GU04-Q100 | Dual inverter; unbuffered | 1.1 - 3.6 | ± 1.9 | 2.3 | -40 to 125 | | | • | | | | • | |
| 74HC1GU04-Q100 | Single inverter; unbuffered | 2.0 - 6.0 | ± 2.6 | 5.0 | -40 to 125 | • | • | | | | | | |
| 74HC2GU04-Q100 | Dual inverter; unbuffered | 2.0 - 6.0 | ± 5.2 | 5.0 | -40 to 125 | | | • | • | | | | |
| 74HC3GU04-Q100 | Triple inverter; unbuffered | 2.0 - 6.0 | ± 5.2 | 6.0 | -40 to 125 | | | | | • | • | | |
| 74HC1G04-Q100 | Single inverter | 2.0 - 6.0 | ± 2.6 | 7.0 | -40 to 125 | • | • | | | | | | |
| 74HCT1G04-Q100 | Single inverter; TTL-enabled | 4.5 - 5.5 | ± 2.0 | 8.0 | -40 to 125 | • | • | | | | | | |
| 74HC1G125-Q100 | Single buffer/line driver (3-state) | 2.0 - 6.0 | ± 2.6 | 9.0 | -40 to 125 | • | • | | | | | | |

Buffers/Inverters

| Type number | Description | Features | | | | Package (suffix) | | | | | | | |
|-----------------|--|---------------------|---------------------|----------------------|-----------------------|------------------|-------------|-------------|-------------|---------------|---------------|-------------|--------------|
| | | V _{CC} (V) | I _O (mA) | t _{pd} (ns) | T _{amb} (°C) | SOT353-1 (GW) | SOT753 (GV) | SOT363 (GW) | SOT457 (GV) | SOT505-2 (DP) | SOT765-1 (DC) | SOT886 (GM) | SOT1202 (GS) |
| 74HCT1G125-Q100 | Single buffer/line driver; TTL-enabled (3-state) | 4.5 - 5.5 | ± 2.0 | 10 | -40 to 125 | • | • | | | | | | |
| 74HC2G04-Q100 | Dual inverter | 2.0 - 6.0 | ± 5.2 | 8.0 | -40 to 125 | | | • | • | | | | |
| 74HCT2G04-Q100 | Dual inverter; TTL-enabled | 4.5 - 5.5 | ± 4.0 | 10 | -40 to 125 | | | • | • | | | | |
| 74HC2G34-Q100 | Dual buffer | 2.0 - 6.0 | ± 5.2 | 9.0 | -40 to 125 | | | • | • | | | | |
| 74HCT2G34-Q100 | Dual buffer; TTL-enabled | 4.5 - 5.5 | ± 4.0 | 10 | -40 to 125 | | | • | • | | | | |
| 74HC2G125-Q100 | Dual buffer/line driver (3-state) | 2.0 - 6.0 | ± 5.2 | 10 | -40 to 125 | | | | | • | • | | |
| 74HCT2G125-Q100 | Dual buffer/line driver; TTL-enabled (3-state) | 4.5 - 5.5 | ± 4.0 | 12 | -40 to 125 | | | | | • | • | | |
| 74HC3G04-Q100 | Triple inverter | 2.0 - 6.0 | ± 5.2 | 8.0 | -40 to 125 | | | | | • | • | | |
| 74HCT3G04-Q100 | Triple inverter; TTL-enabled | 4.5 - 5.5 | ± 4.0 | 10 | -40 to 125 | | | | | • | • | | |
| 74HC3G07-Q100 | Triple buffer; open-drain | 2.0 - 6.0 | 5.2 | 9.0 | -40 to 125 | | | | | • | • | | |
| 74HCT3G07-Q100 | Triple buffer; open-drain; TTL-enabled | 4.5 - 5.5 | 4 | 9.0 | -40 to 125 | | | | | • | • | | |
| 74HC3G34-Q100 | Triple buffer | 2.0 - 6.0 | ± 5.2 | 9.0 | -40 to 125 | | | | | • | • | | |
| 74HCT3G34-Q100 | Triple buffer; TTL-enabled | 4.5 - 5.5 | ± 4.0 | 10 | -40 to 125 | | | | | | • | | |
| 74LVC1G04-Q100 | Single inverter | 1.65 - 5.5 | ± 32 | 2.0 | -40 to 125 | • | • | | | | | | |
| 74LVC1G06-Q100 | Single inverter; open-drain | 1.65 - 5.5 | 32 | 2.3 | -40 to 125 | • | • | | | | | | |
| 74LVC1G07-Q100 | Single buffer; open-drain | 1.65 - 5.5 | 32 | 2.2 | -40 to 125 | • | • | | | | | | • |
| 74LVC1G34-Q100 | Single buffer | 1.65 - 5.5 | ± 32 | 2.0 | -40 to 125 | • | • | | | | | | |
| 74LVC1G125-Q100 | Single buffer/line driver (3-state) | 1.65 - 5.5 | ± 32 | 2.1 | -40 to 125 | • | • | | | | | | • |
| 74LVC1G126-Q100 | Single buffer/line driver (3-state) | 1.65 - 5.5 | ± 32 | 2.0 | -40 to 125 | • | • | | | | | | |
| 74LVC1GU04-Q100 | Single inverter; unbuffered | 1.65 - 5.5 | ± 32 | 1.6 | -40 to 125 | • | • | | | | | | |
| 74LVC2G04-Q100 | Dual inverter | 1.65 - 5.5 | ± 32 | 2.7 | -40 to 125 | | | • | • | | | | • |
| 74LVC2G06-Q100 | Dual inverter; open-drain | 1.65 - 5.5 | 32 | 2.3 | -40 to 125 | | | • | • | | | | |
| 74LVC2G07-Q100 | Dual buffer; open-drain | 1.65 - 5.5 | 32 | 2.6 | -40 to 125 | | | • | • | | | | |
| 74LVC2G125-Q100 | Dual buffer/line driver (3-state) | 1.65 - 5.5 | ± 32 | 2.3 | -40 to 125 | | | | | • | • | | |
| 74LVC2G126-Q100 | Dual buffer/line driver (3-state) | 1.65 - 5.5 | ± 32 | 2.4 | -40 to 125 | | | | | • | • | | |
| 74LVC2G240-Q100 | Dual inverter/line driver (3-state) | 1.65 - 5.5 | ± 32 | 2.5 | -40 to 125 | | | | | • | • | | |
| 74LVC2G241-Q100 | Dual buffer/line driver (3-state) | 1.65 - 5.5 | ± 32 | 2.6 | -40 to 125 | | | | | • | • | | |
| 74LVC2GU04-Q100 | Dual inverter; unbuffered | 1.65 - 5.5 | ± 32 | 2.3 | -40 to 125 | | | • | • | | | | |
| 74LVC3G04-Q100 | Triple inverter | 1.65 - 5.5 | ± 32 | 2.7 | -40 to 125 | | | | | • | • | | |
| 74LVC3G07-Q100 | Triple buffer; open-drain | 1.65 - 5.5 | 32 | 2.1 | -40 to 125 | | | | | • | • | | |
| 74LVC3G34-Q100 | Triple buffer | 1.65 - 5.5 | ± 32 | 2.2 | -40 to 125 | | | | | • | • | | |

Digital decoders/Demultiplexers

| Type number | Description | Features | | | | Package (suffix) | |
|----------------|--------------------------------|---------------------|---------------------|----------------------|-----------------------|------------------|-------------|
| | | V _{CC} (V) | I _O (mA) | t _{pd} (ns) | T _{amb} (°C) | SOT363 (GW) | SOT457 (GV) |
| 74LVC1G18-Q100 | 1-to-2 demultiplexer (3-state) | 1.65 - 5.5 | ± 32 | 2.3 | -40 to 125 | • | • |
| 74LVC1G19-Q100 | 1-to-2 demultiplexer | 1.65 - 5.5 | ± 32 | 1.8 | -40 to 125 | • | |

Digital multiplexers

Types in **bold** represent new products

| Type number | Description | Features | | | | Package (suffix) | | |
|------------------------|----------------------------|---------------------|---------------------|----------------------|-----------------------|------------------|-------------|-------------|
| | | V _{CC} (V) | I _O (mA) | t _{pd} (ns) | T _{amb} (°C) | SOT363 (GW) | SOT457 (GV) | SOT886 (GM) |
| 74AUP1G157-Q100 | Single 2-input multiplexer | 1.1 - 3.6 | ± 1.9 | 3.2 | -40 to 125 | | | • |
| 74LVC1G157-Q100 | Single 2-input multiplexer | 1.65 - 5.5 | ± 32 | 2.2 | -40 to 125 | • | • | |

Flip-flops

| Type number | Description | Features | | | | Package (suffix) | | | | | |
|-----------------|---|---------------------|---------------------|----------------------|-----------------------|------------------|-------------|-------------|-------------|---------------|---------------|
| | | V _{CC} (V) | I _O (mA) | t _{pd} (ns) | T _{amb} (°C) | SOT353-1 (GW) | SOT753 (GV) | SOT363 (GW) | SOT457 (GV) | SOT505-2 (DP) | SOT765-1 (DC) |
| 74AHC1G79-Q100 | Single D-type flip-flop; positive-edge trigger | 2.0 - 5.5 | ± 8 | 3.5 | -40 to 125 | • | • | | | | |
| 74AHC1G79-Q100 | Single D-type flip-flop; positive-edge trigger; TTL-enabled | 4.5 - 5.5 | ± 8 | 3.5 | -40 to 125 | • | • | | | | |
| 74AUP1G74-Q100 | Single D-type flip-flop with set and reset; positive-edge trigger | 1.1 - 3.6 | ± 1.9 | 8.1 | -40 to 125 | | | | | | • |
| 74AUP1G175-Q100 | Single D flip-flop with reset; positive-edge trigger | 1.1 - 3.6 | ± 1.9 | 7.4 | -40 to 125 | | | • | | | |
| 74AUP1G374-Q100 | Single D-type flip-flop; positive-edge trigger (3-state) | 1.1 - 3.6 | ± 1.9 | 7.9 | -40 to 125 | | | • | | | |
| 74AUP2G79-Q100 | Dual D-type flip-flop; positive-edge trigger | 1.1 - 3.6 | ± 1.9 | 8.5 | -40 to 125 | | | | | | • |
| 74LVC1G74-Q100 | Single D-type flip-flop with set and reset; positive-edge trigger | 1.65 - 5.5 | ± 32 | 3.5 | -40 to 125 | | | | | • | • |
| 74LVC1G79-Q100 | Single D-type flip-flop; positive-edge trigger | 1.65 - 5.5 | ± 32 | 2.2 | -40 to 125 | • | • | | | | |
| 74LVC1G80-Q100 | Single D-type flip-flop; positive-edge trigger | 1.65 - 5.5 | ± 32 | 2.4 | -40 to 125 | • | • | | | | |
| 74LVC1G175-Q100 | Single D flip-flop with reset; positive-edge trigger | 1.65 - 5.5 | ± 32 | 3.1 | -40 to 125 | | | • | • | | |
| 74LVC2G74-Q100 | Single D-type flip-flop with set and reset; positive-edge trigger | 1.65 - 5.5 | ± 32 | 3.5 | -40 to 125 | | | | | • | • |

Gates

Types in **bold** represent new products

| Type number | Description | Features | | | | Package (suffix) | | | | | | | |
|-----------------------|--|---------------------|---------------------|----------------------|-----------------------|------------------|-------------|-------------|-------------|---------------|---------------|-------------|--------------|
| | | V _{cc} (V) | I _o (mA) | t _{pd} (ns) | T _{amb} (°C) | SOT353-1 (GW) | SOT753 (GV) | SOT363 (GW) | SOT457 (GV) | SOT505-2 (DP) | SOT765-1 (DC) | SOT886 (GM) | SOT1203 (GS) |
| 74AHC1G09-Q100 | Single 2-input AND gate; open-drain | 2.0 - 5.5 | ± 8 | 3.2 | -40 to 125 | • | • | | | | | | |
| 74AHC1G00-Q100 | Single 2-input NAND gate | 2.0 - 5.5 | ± 8 | 3.5 | -40 to 125 | • | • | | | | | | |
| 74AHC1G00-Q100 | Single 2-input NAND gate; TTL-enabled | 4.5 - 5.5 | ± 8 | 3.6 | -40 to 125 | • | • | | | | | | |
| 74AHC1G02-Q100 | Single 2-input NOR gate | 2.0 - 5.5 | ± 8 | 3.2 | -40 to 125 | • | • | | | | | | |
| 74AHC1G02-Q100 | Single 2-input NOR gate; TTL-enabled | 4.5 - 5.5 | ± 8 | 3.5 | -40 to 125 | • | • | | | | | | |
| 74AHC1G08-Q100 | Single 2-input AND gate | 2.0 - 5.5 | ± 8 | 3.2 | -40 to 125 | • | • | | | | | | |
| 74AHC1G08-Q100 | Single 2-input AND gate; TTL-enabled | 4.5 - 5.5 | ± 8 | 3.6 | -40 to 125 | • | • | | | | | | |
| 74AHC1G32-Q100 | Single 2-input OR gate | 2.0 - 5.5 | ± 8 | 3.2 | -40 to 125 | • | • | | | | | | |
| 74AHC1G32-Q100 | Single 2-input OR gate; TTL-enabled | 4.5 - 5.5 | ± 8 | 3.3 | -40 to 125 | • | • | | | | | | |
| 74AHC1G86-Q100 | 2-input EXCLUSIVE-OR gate | 2.0 - 5.5 | ± 8 | 3.4 | -40 to 125 | • | • | | | | | | |
| 74AHC1G86-Q100 | 2-input EXCLUSIVE-OR gate; TTL-enabled | 4.5 - 5.5 | ± 8 | 3.5 | -40 to 125 | • | • | | | | | | |
| 74AHC2G00-Q100 | Dual 2-input NAND gate | 2.0 - 5.5 | ± 8 | 3.5 | -40 to 125 | | | | | • | • | | |
| 74AHC2G00-Q100 | Dual 2-input NAND gate; TTL-enabled | 4.5 - 5.5 | ± 8 | 3.6 | -40 to 125 | | | | | • | • | | |
| 74AHC2G08-Q100 | Dual 2-input AND gate | 2.0 - 5.5 | ± 8 | 3.2 | -40 to 125 | | | | | • | • | | |
| 74AHC2G08-Q100 | Dual 2-input AND gate; TTL-enabled | 4.5 - 5.5 | ± 8 | 3.6 | -40 to 125 | | | | | • | • | | |
| 74AHC2G32-Q100 | Dual 2-input OR gate | 2.0 - 5.5 | ± 8 | 3.2 | -40 to 125 | | | | | • | • | | |
| 74AHC2G32-Q100 | Dual 2-input OR gate; TTL-enabled | 4.5 - 5.5 | ± 8 | 3.3 | -40 to 125 | | | | | • | • | | |
| 74AUP1G00-Q100 | Single 2-input NAND gate | 1.1 - 3.6 | ± 1.9 | 8.3 | -40 to 125 | • | | | | | | | |
| 74AUP1G02-Q100 | Single 2-input NOR gate | 1.1 - 3.6 | ± 1.9 | 8.2 | -40 to 125 | • | | | | | | | |
| 74AUP1G08-Q100 | Single 2-input AND gate | 1.1 - 3.6 | ± 1.9 | 8.2 | -40 to 125 | • | | | | | | • | |
| 74AUP1G09-Q100 | Single 2-input AND gate; open-drain | 2.0 - 5.5 | ± 8 | 3.2 | -40 to 125 | • | | | | | | | |
| 74AUP1G32-Q100 | Single 2-input OR gate | 1.1 - 3.6 | ± 1.9 | 7.9 | -40 to 125 | • | | | | | | • | |
| 74AUP1G86-Q100 | Single 2-input EXCLUSIVE-OR gate | 1.1 - 3.6 | ± 1.9 | 3.3 | -40 to 125 | • | | | | | | | |
| 74AUP1T98-Q100 | Configurable gate with voltage level translation | 2.3 - 3.6 V | ± 1.9 | 8.7 | -40 to 125 | | | • | | | | | |
| 74HC1G86-Q100 | Single 2-input EXCLUSIVE-OR gate | 2.0 - 6.0 | ± 2.6 | 9.0 | -40 to 125 | • | • | | | | | | |
| 74HC1G00-Q100 | Single 2-input NAND gate | 2.0 - 6.0 | ± 2.6 | 7.0 | -40 to 125 | • | | | | | | | |
| 74HCT1G00-Q100 | Single 2-input NAND gate; TTL-enabled | 4.5 - 5.5 | ± 2 | 10 | -40 to 125 | • | • | | | | | | |
| 74HC1G02-Q100 | Single 2-input NOR gate | 2.0 - 6.0 | ± 2.6 | 7.0 | -40 to 125 | • | • | | | | | | |
| 74HCT1G02-Q100 | Single 2-input NOR gate; TTL-enabled | 4.5 - 5.5 | ± 2.0 | 9.0 | -40 to 125 | • | • | | | | | | |
| 74HC1G08-Q100 | Single 2-input AND gate | 2.0 - 6.0 | ± 5.2 | 7.0 | -40 to 125 | • | • | | | | | | |
| 74HCT1G08-Q100 | Single 2-input AND gate; TTL-enabled | 4.5 - 5.5 | ± 2 | 11 | -40 to 125 | • | • | | | | | | |
| 74HC1G32-Q100 | Single 2-input OR gate | 2.0 - 6.0 | ± 2.6 | 8.0 | -40 to 125 | • | • | | | | | | |
| 74HCT1G32-Q100 | Single 2-input OR gate; TTL-enabled | 4.5 - 5.5 | ± 2.0 | 10 | -40 to 125 | • | • | | | | | | |
| 74HC2G00-Q100 | Dual 2-input NAND gate | 2.0 - 6.0 | ± 5.6 | 9.0 | -40 to 125 | | | | | • | • | | |
| 74HCT2G00-Q100 | Dual 2-input NAND gate; TTL-enabled | 4.5 - 5.5 | ± 4 | 12 | -40 to 125 | | | | | • | • | | |
| 74HC2G02-Q100 | Dual 2-input NOR gate | 2.0 - 6.0 | ± 5.2 | 9.0 | -40 to 125 | | | | | • | • | | |

Gates

Types in **bold** represent new products

| Type number | Description | Features | | | | Package (suffix) | | | | | | | |
|-----------------------|---|---------------------|---------------------|----------------------|-----------------------|------------------|-------------|-------------|-------------|---------------|---------------|-------------|--------------|
| | | V _{CC} (V) | I _O (mA) | t _{pd} (ns) | T _{amb} (°C) | SOT353-1 (GW) | SOT753 (GV) | SOT363 (GW) | SOT457 (GV) | SOT505-2 (DP) | SOT765-1 (DC) | SOT886 (GM) | SOT1203 (GS) |
| 74HCT2G02-Q100 | Dual 2-input NOR gate; TTL-enabled | 4.5 - 5.5 | ± 4 | 12 | -40 to 125 | | | | | • | • | | |
| 74HC2G08-Q100 | Dual 2-input AND gate | 2.0 - 6.0 | ± 5.2 | 9.0 | -40 to 125 | | | | | • | • | | |
| 74HCT2G08-Q100 | Dual 2-Input AND gate; TTL-enabled | 4.5 - 5.5 | ± 4 | 14 | -40 to 125 | | | | | • | • | | |
| 74HC2G32-Q100 | Dual 2-input OR gate | 2.0 - 6.0 | ± 5.2 | 9.0 | -40 to 125 | | | | | • | • | | |
| 74HCT2G32-Q100 | Dual 2-input OR gate; TTL-enabled | 4.5 - 5.5 | ± 4.0 | 13 | -40 to 125 | | | | | • | • | | |
| 74HC2G86-Q100 | Dual 2-input EXCLUSIVE-OR gate | 2.0 - 6.0 | ± 5.2 | 9.0 | -40 to 125 | | | | | • | • | | |
| 74HCT2G86-Q100 | Dual 2-input EXCLUSIVE-OR gate; TTL-enabled | 4.5 - 5.5 | ± 4.0 | 11 | -40 to 125 | | | | | • | • | | |
| 74HCT1G86-Q100 | Single 2-input EXCLUSIVE-OR gate; TTL-enabled | 4.5 - 5.5 | ± 2.0 | 10 | -40 to 125 | • | • | | | | | | |
| 74LVC1G00-Q100 | Single 2-input NAND gate | 1.65 - 5.5 | ± 32 | 2.2 | -40 to 125 | • | • | | | | | | |
| 74LVC1G02-Q100 | Single 2-input NOR gate | 1.65 - 5.5 | ± 32 | 2.1 | -40 to 125 | • | • | | | | | | |
| 74LVC1G08-Q100 | Single 2-input AND gate | 1.65 - 5.5 | ± 32 | 2.1 | -40 to 125 | • | • | | | | | | |
| 74LVC1G10-Q100 | Single 3-input NAND gate | 1.65 - 5.5 | ± 32 | 2.6 | -40 to 125 | | | • | | | | | |
| 74LVC1G11-Q100 | Single 3-input AND gate | 1.65 - 5.5 | ± 32 | 2.6 | -40 to 125 | | | • | • | | | | |
| 74LVC1G27-Q100 | Single 3-input NOR gate | 1.65 - 5.5 | ± 32 | 2.6 | -40 to 125 | | | • | | | | | |
| 74LVC1G32-Q100 | Single 2-input OR gate | 1.65 - 5.5 | ± 32 | 2.1 | -40 to 125 | • | • | | | | | | |
| 74LVC1G38-Q100 | Single 2-input NAND gate; open-drain | 1.65 - 5.5 | 32 | 2.3 | -40 to 125 | • | • | | | | | | |
| 74LVC1G57-Q100 | Configurable gate; Schmitt-trigger | 1.65 - 5.5 | ± 32 | 3.8 | -40 to 125 | | | • | • | | | | |
| 74LVC1G58-Q100 | Configurable gate; Schmitt-trigger | 1.65 - 5.5 | ± 32 | 3.8 | -40 to 125 | | | • | • | | | | |
| 74LVC1G86-Q100 | Single 2-input EXCLUSIVE-OR gate | 1.65 - 5.5 | ± 32 | 2.4 | -40 to 125 | • | • | | | | | | |
| 74LVC1G97-Q100 | Configurable gate; Schmitt-trigger | 1.65 - 5.5 | ± 32 | 6.3 | -40 to 125 | | | • | | | | | |
| 74LVC1G332-Q100 | Single 3-input OR gate | 1.65 - 5.5 | ± 32 | 2.6 | -40 to 125 | | | • | • | | | | |
| 74LVC1GX04-Q100 | Crystal driver | 1.65 - 5.5 | ± 24 | 2.8 | -40 to 125 | | | • | • | | | | |
| 74LVC2G00-Q100 | Dual 2-input NAND gate | 1.65 - 5.5 | ± 32 | 2.2 | -40 to 125 | | | | | | • | | |
| 74LVC2G02-Q100 | Dual 2-input NOR gate | 1.65 - 5.5 | ± 32 | 2.4 | -40 to 125 | | | | | • | • | | |
| 74LVC2G08-Q100 | Dual 2-input AND gate | 1.65 - 5.5 | ± 24 | 2.1 | -40 to 125 | | | | | • | • | | • |
| 74LVC2G32-Q100 | Dual 2-input OR gate | 1.65 - 5.5 | ± 32 | 2.2 | -40 to 125 | | | | | • | • | | |
| 74LVC2G34-Q100 | Dual buffer | 1.65 - 5.5 | ± 32 | 2.2 | -40 to 125 | | | • | • | | | | |
| 74LVC2G86-Q100 | Dual 2-input EXCLUSIVE-OR gate | 1.65 - 5.5 | ± 32 | 2.3 | -40 to 125 | | | | | • | • | | |

Latches/Registered drivers

| Type number | Description | Features | | | | Package (suffix) |
|-----------------|---|---------------------|---------------------|----------------------|-----------------------|------------------|
| | | V _{CC} (V) | I _O (mA) | t _{pd} (ns) | T _{amb} (°C) | SOT363 (GW) |
| 74AUP1G373-Q100 | Single D-type transparent latch (3-state) | 1.1 - 3.6 | ±1.9 | 8.5 | -40 to 125 | • |

Multivibrators

| Type number | Description | Features | | | | Package (suffix) | |
|-----------------|---|---------------------|---------------------|----------------------|-----------------------|------------------|---------------|
| | | V _{CC} (V) | I _O (mA) | t _{pd} (ns) | T _{amb} (°C) | SOT505-2 (DP) | SOT765-1 (DC) |
| 74LVC1G123-Q100 | Single retriggerable monostable multivibrator | 1.65 - 5.5 | ± 32 | 3.5 | -40 to 125 | • | • |

Schmitt-triggers

Types in **bold** represent new products

| Type number | Description | Features | | | | Package (suffix) | | | | | | |
|------------------------|--|---------------------|---------------------|----------------------|-----------------------|------------------|-------------|-------------|-------------|---------------|---------------|-------------|
| | | V _{CC} (V) | I _O (mA) | t _{pd} (ns) | T _{amb} (°C) | SOT353-1 (GW) | SOT753 (GV) | SOT363 (GW) | SOT457 (GV) | SOT505-2 (DP) | SOT765-1 (DC) | SOT886 (GM) |
| 74AHC1G14-Q100 | Single inverter Schmitt-trigger | 2.0 - 5.5 | ± 8 | 3.2 | -40 to 125 | • | • | | | | | |
| 74AHC1G14-Q100 | Single inverter Schmitt-trigger; TTL-enabled | 4.5 - 5.5 | ± 8 | 4.1 | -40 to 125 | • | • | | | | | |
| 74AHC3G14-Q100 | Triple inverter Schmitt-trigger | 2.0 - 5.5 | ± 8 | 3.2 | -40 to 125 | | | | | • | • | |
| 74AHC3G14-Q100 | Triple inverter Schmitt-trigger; TTL-enabled | 4.5 - 5.5 | ± 8 | 4.1 | -40 to 125 | | | | | • | • | |
| 74AUP1G132-Q100 | Single 2-input NAND gate; Schmitt-trigger | 1.1 - 3.6 | ± 1.9 | 10 | -40 to 125 | • | | | | | | |
| 74HC1G14-Q100 | Single inverter Schmitt-trigger | 2.0 - 6.0 | ± 2.6 | 10 | -40 to 125 | • | • | | | | | |
| 74HCT1G14-Q100 | Single inverter Schmitt-trigger; TTL-enabled | 4.5 - 5.5 | ± 2.0 | 15 | -40 to 125 | • | • | | | | | |
| 74HC2G14-Q100 | Dual inverter Schmitt-trigger | 2.0 - 6.0 | ± 5.2 | 16 | -40 to 125 | | | • | • | | | |
| 74HCT2G14-Q100 | Dual inverter Schmitt-trigger; TTL-enabled | 4.5 - 5.5 | ± 4.0 | 21 | -40 to 125 | | | • | • | | | |
| 74HC2G17-Q100 | Dual buffer Schmitt-trigger | 2.0 - 6.0 | ± 5.2 | 12 | -40 to 125 | | | • | • | | | |
| 74HCT2G17-Q100 | Dual buffer Schmitt-trigger; TTL-enabled | 4.5 - 5.5 | ± 4.0 | 21 | -40 to 125 | | | • | • | | | |
| 74HC3G14-Q100 | Triple inverter Schmitt-trigger | 2.0 - 6.0 | ± 5.2 | 16 | -40 to 125 | | | | | • | • | |
| 74HCT3G14-Q100 | Triple inverter Schmitt-trigger; TTL-enabled | 4.5 - 5.5 | ± 4.0 | 21 | -40 to 125 | | | | | • | • | |
| 74LVC1G14-Q100 | Single inverter Schmitt-trigger | 1.65 - 5.5 | ± 32 | 3.0 | -40 to 125 | • | • | | | | | • |
| 74LVC1G17-Q100 | Single buffer Schmitt-trigger | 1.65 - 5.5 | ± 32 | 3.0 | -40 to 125 | • | • | | | | | • |
| 74LVC2G14-Q100 | Dual inverter Schmitt-trigger | 1.65 - 5.5 | ± 32 | 3.9 | -40 to 125 | | | • | • | | | • |
| 74LVC2G17-Q100 | Dual buffer Schmitt-trigger | 1.65 - 5.5 | ± 32 | 3.6 | -40 to 125 | | | • | • | | | |
| 74LVC3G17-Q100 | Triple buffer Schmitt-trigger | 1.65 - 5.5 | ± 32 | 3.6 | -40 to 125 | | | | | • | • | |

Level shifters/Translators

Types in **bold** represent new products

| Type number | Description | Features | | | | Package (suffix) | | | | | | | | | |
|------------------------|---|-------------------------|-------------------------|---------------------|-----------------------|------------------|-------------|---------------|---------------|---------------|---------------|-------------|--------------|--------------|----------------|
| | | V _{cc} (A) (V) | V _{cc} (B) (V) | I _o (mA) | T _{amb} (°C) | SOT353-1 (GW) | SOT363 (GW) | SOT505-2 (DP) | SOT765-1 (DC) | SOT552-1 (DP) | SOT833-1 (GT) | SOT886 (GM) | SOT1202 (GS) | SOT1203 (GS) | SOT1160-1 (GU) |
| 74AUP1T34-Q100 | Single dual supply translating buffer | 1.1 - 3.6 | 1.1 - 3.6 | ± 1.9 | -40 to 125 | • | | | | | | | | | |
| 74AVC1T45-Q100 | Single dual-supply voltage level translating transceiver (3-state) | 0.8 - 3.6 | 0.8 - 3.6 | ± 12 | -40 to 125 | | • | | | | | | • | | |
| 74AVC2T45-Q100 | Dual-bit dual-supply voltage level translating transceiver (3-state) | 0.8 - 3.6 | 0.8 - 3.6 | ± 12 | -40 to 125 | | | • | • | | • | | | | |
| 74AVC2T245-Q100 | 2-bit dual supply configurable translating transceiver (3-state) | 0.8 - 3.6 | 0.8 - 3.6 | ± 12 | -40 to 125 | | | | | | | | | | • |
| 74AVCH1T45-Q100 | Single dual-supply voltage translating transceiver with bus hold (3-state) | 0.8 - 3.6 | 0.8 - 3.6 | ± 12 | -40 to 125 | | • | | | | | | | | |
| 74AXP1T57-Q100 | Dual-supply translating configurable multiple function gate, Schmitt-trigger inputs | 0.7 - 2.75 | 1.2 - 5.5 | ± 12 | -40 to 125 | | | | • | | | | | | |
| 74AXP2T08-Q100 | Dual-supply 2-input AND gate | 0.7 - 2.75 | 1.2 - 5.5 | ± 12 | -40 to 125 | | | | | • | | | | | |
| 74LVC1T45-Q100 | Single dual-supply voltage level translating transceiver (3-state) | 1.2 - 5.5 | 1.2 - 5.5 | ± 24 | -40 to 125 | | • | | | | | • | | | |
| 74LVCH1T45-Q100 | Single dual-supply voltage translating transceiver with bus hold (3-state) | 1.2 - 5.5 | 1.2 - 5.5 | ± 24 | -40 to 125 | | • | | | | | | | | |
| 74LVC2T45-Q100 | Dual-bit dual-supply voltage level translating transceiver (3-state) | 1.2 - 5.5 | 1.2 - 5.5 | ± 24 | -40 to 125 | | | | • | | • | | | • | |
| 74LVCH2T45-Q100 | Dual-bit dual-supply voltage level translating transceiver with bus hold (3-state) | 1.2 - 5.5 | 1.2 - 5.5 | ± 24 | -40 to 125 | | | | • | | | | | | |

Buffers/Inverters/Drivers

| Type number | Description | V _{cc} (V) | Logic switching levels | Output drive capability (mA) | Output Load CL (pF) | t _{pd} (ns) | f _{max} (MHz) | T _{amb} (°C) |
|-------------|---|---------------------|------------------------|------------------------------|---------------------|----------------------|------------------------|-----------------------|
| 74ABT04 | Hex inverter | 4.5 - 5.5 | TTL | -15 / 20 | 50 | 2.2 | 100 | -40 to 85 |
| 74ABT125 | Quad buffer/line driver (3-state) | 4.5 - 5.5 | TTL | -32 / 64 | 50 | 3.1 | 100 | -40 to 85 |
| 74ABT126 | Quad buffer/line driver (3-state) | 4.5 - 5.5 | TTL | -32 / 64 | 50 | 3.0 | 100 | -40 to 85 |
| 74ABT162244 | 16-bit buffer/line driver with 30 Ohm termination resistors (3-state) | 4.5 - 5.5 | TTL | -32 / 12 | 50 | 3.2 | 100 | -40 to 85 |
| 74ABT16240A | 16-bit inverter/line driver (3-state) | 4.5 - 5.5 | TTL | -32 / 64 | 50 | 2.0 | 150 | -40 to 85 |
| 74ABT16244A | 16-bit buffer/line driver (3-state) | 4.5 - 5.5 | TTL | -32 / 64 | 50 | 2.1 | 150 | -40 to 85 |
| 74ABT244 | Octal buffer/line driver (3-state) | 4.5 - 5.5 | TTL | -32 / 64 | 50 | 2.9 | 100 | -40 to 85 |
| 74AHC04 | Hex inverter | 2.0 - 5.5 | CMOS | ±8 | 50 | 3.0 | 60 | -40 to 125 |
| 74AHC125 | Quad buffer/line driver (3-state) | 2.0 - 5.5 | CMOS | ±8 | 50 | 3.0 | 60 | -40 to 125 |
| 74AHC126 | Quad buffer/line driver (3-state) | 2.0 - 5.5 | CMOS | ±8 | 50 | 3.3 | 60 | -40 to 125 |
| 74AHC14 | Hex inverter; Schmitt-trigger | 2.0 - 5.5 | CMOS | ±8 | 50 | 3.2 | 60 | -40 to 125 |
| 74AHC1G04 | Single inverter | 2.0 - 5.5 | CMOS | ±8 | 50 | 3.1 | 60 | -40 to 125 |
| 74AHC1G125 | Single buffer/line driver (3-state) | 2.0 - 5.5 | CMOS | ±8 | 50 | 3.4 | 60 | -40 to 125 |
| 74AHC1G126 | Single buffer/line driver (3-state) | 2.0 - 5.5 | CMOS | ±8 | 50 | 3.4 | 60 | -40 to 125 |
| 74AHC1G14 | Single inverter; Schmitt-trigger | 2.0 - 5.5 | CMOS | ±8 | 50 | 3.2 | 60 | -40 to 125 |
| 74AHC1G17 | Single buffer with Schmitt-trigger inputs | 2.0 - 5.5 | CMOS | ±8 | 50 | 3.2 | 60 | -40 to 125 |
| 74AHC1GU04 | Single inverter; unbuffered | 2.0 - 5.5 | CMOS | ±8 | 50 | 2.6 | 60 | -40 to 125 |
| 74AHC244 | Octal buffer/line driver (3-state) | 2.0 - 5.5 | CMOS | ±8 | 50 | 3.5 | 60 | -40 to 125 |
| 74AHC2G125 | Dual buffer/line driver (3-state) | 2.0 - 5.5 | CMOS | ±8 | 50 | 3.4 | 60 | -40 to 125 |
| 74AHC2G126 | Dual buffer/line driver (3-state) | 2.0 - 5.5 | CMOS | ±8 | 50 | 3.4 | 60 | -40 to 125 |
| 74AHC2G241 | Dual buffer/line driver (3-state) | 2.0 - 5.5 | CMOS | ±8 | 50 | 3.4 | 60 | -40 to 125 |
| 74AHC3G04 | Triple inverter | 2.0 - 5.5 | CMOS | ±8 | 50 | 3.1 | 60 | -40 to 125 |
| 74AHC3G14 | Triple inverter; Schmitt-trigger | 2.0 - 5.5 | CMOS | ±8 | 50 | 3.2 | 60 | -40 to 125 |
| 74AHC3GU04 | Triple inverter; unbuffered | 2.0 - 5.5 | CMOS | ±8 | 50 | 2.5 | 60 | -40 to 125 |
| 74AHC541 | Octal buffer/line driver (3-state) | 2.0 - 5.5 | CMOS | ±8 | 50 | 3.5 | 60 | -40 to 125 |
| 74AHC9541A | Octal buffer/line driver; Schmitt-trigger (3-state) | 1.8 - 5.5 | CMOS | ±8 | 15 | 3.4 | 60 | -40 to 125 |
| 74AHCT04 | Hex inverter; TTL-enabled | 4.5 - 5.5 | TTL | ±8 | 50 | 3.0 | 60 | -40 to 125 |
| 74AHCT04A | Hex inverter; TTL-enabled | 4.5 - 5.5 | TTL | ±8 | 15 | 3.1 | 60 | -40 to 125 |
| 74AHCT07A | Hex buffer; open-drain; TTL-enabled | 4.5 - 5.5 | TTL | ±8 | 15 | 4.0 | 60 | -40 to 125 |
| 74AHCT125 | Quad buffer/line driver; TTL-enabled (3-state) | 4.5 - 5.5 | TTL | ±8 | 50 | 3.0 | 60 | -40 to 125 |
| 74AHCT126 | Quad buffer/line driver; TTL-enabled (3-state) | 4.5 - 5.5 | TTL | ±8 | 50 | 3.0 | 60 | -40 to 125 |
| 74AHCT14 | Hex inverting; Schmitt-trigger; TTL-enabled | 4.5 - 5.5 | TTL | ±8 | 50 | 3.4 | 60 | -40 to 125 |
| 74AHCT14A | Hex inverter; Schmitt-trigger; TTL-enabled | 4.5 - 5.5 | TTL | ±8 | 15 | 3.7 | 60 | -40 to 125 |
| 74AHCT17A | Hex buffer; Schmitt-trigger; TTL-enabled | 4.5 - 5.5 | TTL | ±8 | 15 | 3.2 | 60 | -40 to 125 |
| 74AHCT1G04 | Single inverter; TTL-enabled | 4.5 - 5.5 | TTL | ±8 | 50 | 3.4 | 60 | -40 to 125 |
| 74AHCT1G125 | Single buffer/line driver; TTL-enabled (3-state) | 4.5 - 5.5 | TTL | ±8 | 50 | 3.4 | 60 | -40 to 125 |
| 74AHCT1G126 | Single buffer/line driver; TTL-enabled (3-state) | 4.5 - 5.5 | TTL | ±8 | 50 | 3.4 | 60 | -40 to 125 |
| 74AHCT1G14 | Single inverter; Schmitt-trigger; TTL-enabled | 4.5 - 5.5 | TTL | ±8 | 50 | 4.1 | 60 | -40 to 125 |
| 74AHCT1G17 | Single buffer with Schmitt-trigger inputs; TTL-enabled | 4.5 - 5.5 | TTL | ±8 | 50 | 4.1 | 60 | -40 to 125 |
| 74AHCT240 | Octal inverter/line driver; TTL-enabled (3-state) | 4.5 - 5.5 | TTL | ±8 | 50 | 3.0 | 60 | -40 to 125 |
| 74AHCT244 | Octal buffer/line driver; TTL-enabled (3-state) | 4.5 - 5.5 | TTL | ±8 | 50 | 3.5 | 60 | -40 to 125 |
| 74AHCT244A | Octal buffer/line driver; TTL-enabled (3-state) | 4.5 - 5.5 | TTL | ±8 | 15 | 3.5 | 60 | -40 to 125 |
| 74AHCT2G125 | Dual buffer/line driver; TTL-enabled (3-state) | 4.5 - 5.5 | TTL | ±8 | 50 | 3.4 | 60 | -40 to 125 |

Buffers/Inverters/Drivers

Types in **bold** represent new products

| Type number | Description | V _{cc} (V) | Logic switching levels | Output drive capability (mA) | Output Load CL (pF) | t _{pd} (ns) | f _{max} (MHz) | T _{amb} (°C) |
|------------------|--|---------------------|------------------------|------------------------------|---------------------|----------------------|------------------------|-----------------------|
| 74AHCT2G126 | Dual buffer/line driver; TTL-enabled (3-state) | 4.5 - 5.5 | TTL | ±8 | 50 | 3.4 | 60 | -40 to 125 |
| 74AHCT2G241 | Dual buffer/line driver; TTL-enabled (3-state) | 4.5 - 5.5 | TTL | ±8 | 50 | 3.4 | 60 | -40 to 125 |
| 74AHCT3G04 | Triple inverter; TTL-enabled | 4.5 - 5.5 | TTL | ±8 | 50 | 3.0 | 60 | -40 to 125 |
| 74AHCT3G14 | Triple inverter; Schmitt-trigger; TTL-enabled | 4.5 - 5.5 | TTL | ±8 | 50 | 4.1 | 60 | -40 to 125 |
| 74AHCT541 | Octal buffer/line driver; TTL-enabled (3-state) | 4.5 - 5.5 | TTL | ±8 | 50 | 3.5 | 60 | -40 to 125 |
| 74AHCT541A | Octal buffer/line driver; TTL-enabled (3-state) | 4.5 - 5.5 | TTL | ±8 | 15 | 3.5 | 60 | -40 to 125 |
| 74AHCU04 | Hex inverter; unbuffered | 2.0 - 5.5 | CMOS | ±8 | 50 | 2.4 | 60 | -40 to 125 |
| 74AHCV05A | Hex inverter; Schmitt trigger; open-drain | 2.0 - 5.5 | CMOS | ±16 | 15 | 8.5 | 10 | -40 to 125 |
| 74AHCV07A | Hex buffer; Schmitt-trigger; open-drain | 1.8 - 5.5 | CMOS | 16 | 15 | 3.8 | 60 | -40 to 125 |
| 74AHCV14A | Hex inverter; Schmitt-trigger | 1.8 - 5.5 | CMOS | ±16 | 15 | 3.2 | 60 | -40 to 125 |
| 74AHCV17A | Hex buffer; Schmitt-trigger | 1.8 - 5.5 | CMOS | ±16 | 15 | 3.2 | 60 | -40 to 125 |
| 74AHCV244A | Octal buffer/line driver; Schmitt-trigger (3-state) | 1.8 - 5.5 | CMOS | ±16 | 15 | 3.0 | 60 | -40 to 125 |
| 74AHCV541A | Octal buffer/line driver; Schmitt-trigger (3-state) | 1.8 - 5.5 | CMOS | ±16 | 15 | 3.0 | 60 | -40 to 125 |
| 74ALVC04 | Hex inverter | 1.65 - 3.6 | TTL | ±24 | 30 | 2.0 | 150 | -40 to 85 |
| 74ALVC125 | Quad buffer/line driver (3-state) | 1.65 - 3.6 | TTL | ±24 | 30 | 1.8 | 145 | -40 to 85 |
| 74ALVC14 | Hex inverter; Schmitt-trigger | 1.65 - 3.6 | TTL | ±24 | 30 | 2.4 | 150 | -40 to 85 |
| 74ALVC16244 | 16-bit buffer/line driver (3-state) | 1.2 - 3.6 | TTL | ±24 | 50 | 1.9 | 150 | -40 to 85 |
| 74ALVC244 | Octal buffer/line driver (3-state) | 1.65 - 3.6 | TTL | ±24 | 30 | 2.9 | 130 | -40 to 85 |
| 74ALVC541 | Octal buffer/line driver (3-state) | 1.65 - 3.6 | TTL | ±24 | 30 | 2.3 | 130 | -40 to 85 |
| 74ALVCH162244 | 16-bit buffer/line driver with bus hold and 30 Ω termination resistors (3-state) | 2.3 - 3.6 | TTL | ±12 | 30 | 2.7 | 150 | -40 to 85 |
| 74ALVCH16244 | 16-bit buffer/line driver with bus hold (3-state) | 1.2 - 3.6 | TTL | ±24 | 30 | 1.9 | 150 | -40 to 85 |
| 74ALVCH162827 | 20-bit buffer/line driver with bus hold and 30 Ω termination resistors (3-state) | 2.3 - 3.6 | TTL | ±12 | 30 | 2.9 | 150 | -40 to 85 |
| 74ALVCH16825 | 18-bit buffer/line driver with bus hold (3-state) | 2.3 - 3.6 | TTL | ±24 | 30 | 2.0 | 150 | -40 to 85 |
| 74ALVCH16827 | 20-bit buffer/line driver with bus hold (3-state) | 2.3 - 3.6 | TTL | ±24 | 30 | 2.0 | 150 | -40 to 85 |
| 74ALVT16244 | 16-bit buffer/line driver with bus hold (3-state) | 2.3 - 3.6 | LVTTTL | -32 / 64 | 50 | 1.5 | 200 | -40 to 85 |
| 74ALVT162827 | 20-bit buffer/line driver with bus hold and 30 Ω termination resistors (3-state) | 2.3 - 3.6 | LVTTTL | ±12 | 50 | 2.2 | 75 | -40 to 85 |
| 74ALVT16827 | 20-bit buffer/line driver with bus hold (3-state) | 2.3 - 3.6 | LVTTTL | -32 / 64 | 50 | 1.3 | 200 | -40 to 85 |
| 74AUP1G04 | Single inverter | 1.1 - 3.6 | CMOS | ±1.9 | 30 | 4.0 | 70 | -40 to 125 |
| 74AUP1G06 | Single inverter; open drain | 1.1 - 3.6 | CMOS | 1.9 | 30 | 4.5 | 70 | -40 to 125 |
| 74AUP1G07 | Single buffer; open drain | 1.1 - 3.6 | CMOS | 1.9 | 30 | 4.4 | 70 | -40 to 125 |
| 74AUP1G125 | Single buffer/line driver (3-state) | 1.1 - 3.6 | CMOS | ±1.9 | 30 | 4.3 | 70 | -40 to 125 |
| 74AUP1G126 | Single buffer/line driver (3-state) | 1.1 - 3.6 | CMOS | ±1.9 | 30 | 4.3 | 70 | -40 to 125 |
| 74AUP1G14 | Single inverter; Schmitt-trigger | 1.1 - 3.6 | CMOS | ±1.9 | 30 | 4.7 | 70 | -40 to 125 |
| 74AUP1G16 | Single buffer | 1.1 - 3.6 | CMOS | ±1.9 | 30 | 4.7 | 70 | -40 to 125 |
| 74AUP1G240 | Single inverter/line driver (3-state) | 1.1 - 3.6 | CMOS | ±1.9 | 30 | 4.2 | 70 | -40 to 125 |
| 74AUP1G34 | Single buffer | 1.1 - 3.6 | CMOS | ±1.9 | 30 | 3.9 | 70 | -40 to 125 |
| 74AUP1GU04 | Single inverter; unbuffered | 1.1 - 3.6 | CMOS | ±1.9 | 30 | 2.3 | 70 | -40 to 125 |
| 74AUP1T04 | Single supply voltage-translating inverter | 2.3 - 3.6 | CMOS | ±4 | 15 | 3.9 | 70 | -40 to 125 |
| 74AUP1T14 | Single supply voltage-translating inverter | 2.3 - 3.6 | CMOS | ±4 | 15 | 3.6 | 70 | -40 to 125 |
| 74AUP1T17 | Single supply voltage-translating buffer | 2.3 - 3.6 | CMOS | ±4 | 15 | 3.6 | 70 | -40 to 125 |
| 74AUP1T50 | Single supply voltage-translating buffer | 2.3 - 3.6 | CMOS | ±4 | 15 | 3.6 | 70 | -40 to 125 |
| 74AUP2G04 | Dual inverter | 1.1 - 3.6 | CMOS | ±1.9 | 30 | 4.0 | 70 | -40 to 125 |
| 74AUP2G06 | Dual inverter; open drain | 1.1 - 3.6 | CMOS | 1.9 | 30 | 4.5 | 70 | -40 to 125 |

Buffers/Inverters/Drivers

| Type number | Description | V _{cc} (V) | Logic switching levels | Output drive capability (mA) | Output Load CL (pF) | t _{pd} (ns) | f _{max} (MHz) | T _{amb} (°C) |
|-------------|---|---------------------|------------------------|------------------------------|---------------------|----------------------|------------------------|-----------------------|
| 74AUP2G07 | Dual buffer; open drain | 1.1 - 3.6 | CMOS | 1.9 | 30 | 4.4 | 70 | -40 to 125 |
| 74AUP2G125 | Dual buffer/line driver (3-state) | 1.1 - 3.6 | CMOS | +1.9 | 30 | 4.3 | 70 | -40 to 125 |
| 74AUP2G126 | Dual buffer/line driver (3-state) | 1.1 - 3.6 | CMOS | +1.9 | 30 | 4.3 | 70 | -40 to 125 |
| 74AUP2G14 | Dual inverter; Schmitt-trigger | 1.1 - 3.6 | CMOS | +1.9 | 30 | 4.7 | 70 | -40 to 125 |
| 74AUP2G16 | Dual buffer | 1.1 - 3.6 | CMOS | +1.9 | 30 | 4.7 | 70 | -40 to 125 |
| 74AUP2G17 | Dual buffer; Schmitt-trigger | 1.1 - 3.6 | CMOS | +1.9 | 30 | 7.8 | 70 | -40 to 125 |
| 74AUP2G240 | Dual inverter/line driver (3-state) | 1.1 - 3.6 | CMOS | +1.9 | 30 | 4.2 | 70 | -40 to 125 |
| 74AUP2G241 | Dual buffer/line driver (3-state) | 1.1 - 3.6 | CMOS | + 1.9 | 30 | 4.3 | 70 | -40 to 125 |
| 74AUP2G34 | Dual buffer | 1.1 - 3.6 | CMOS | +1.9 | 30 | 3.9 | 70 | -40 to 125 |
| 74AUP2GU04 | Dual inverter; unbuffered | 1.1 - 3.6 | CMOS | +1.9 | 30 | 2.3 | 70 | -40 to 125 |
| 74AUP3G04 | Triple inverter | 1.1 - 3.6 | CMOS | +1.9 | 30 | 4.0 | 70 | -40 to 125 |
| 74AUP3G14 | Triple inverter; Schmitt-trigger | 1.1 - 3.6 | CMOS | +1.9 | 30 | 4.7 | 70 | -40 to 125 |
| 74AUP3G16 | Triple buffer | 1.1 - 3.6 | CMOS | +1.9 | 30 | 4.0 | 70 | -40 to 125 |
| 74AUP3G17 | Triple buffer; Schmitt-trigger | 1.1 - 3.6 | CMOS | +1.9 | 30 | 4.7 | 70 | -40 to 125 |
| 74AVC16244 | 16-bit buffer/line driver (3-state) | 0.8 - 3.6 | CMOS/LVTTL | -12 | 30 | 2.0 | 200 | -40 to 85 |
| 74AVC1T1004 | 1-to-4 translating fan-out buffer | 0.8 - 3.6 | CMOS/LVTTL | ±12 | 15 | 4.9 | 200 | -40 to 125 |
| 74AVC4T3144 | 4-bit dual-supply buffer/level-translator (3-state) | 0.8 - 3.6 | CMOS/ LVTTL | ±12 | 15 | 3.5 | 200 | -40 to 125 |
| 74AVC9112 | 1-to-4 fan-out buffer | 0.8 - 3.6 | CMOS/LVTTL | ±12 | 15 | 4.0 | 200 | -40 to 125 |
| 74AVCH16244 | 16-bit buffer/line driver with bus hold (3-state) | 0.8 - 3.6 | CMOS/LVTTL | +12 | 30 | 2.0 | 200 | -40 to 85 |
| 74AXP1G04 | Single inverter | 0.7 - 2.75 | CMOS | +4.5 | 5 | 2.6 | 70 | -40 to 85 |
| 74AXP1G06 | Single inverter; open drain | 0.7 - 2.75 | CMOS | 4.5 | 5 | 3.5 | 70 | -40 to 85 |
| 74AXP1G07 | Single buffer; open-drain | 0.7 - 2.75 | CMOS | 4.5 | 5 | 3.5 | 70 | -40 to 85 |
| 74AXP1G125 | Single buffer/line driver (3-state) | 0.7 - 2.75 | CMOS | +4.5 | 5 | 2.7 | 70 | -40 to 85 |
| 74AXP1G14 | Single inverter; Schmitt-trigger | 0.7 to 2.75 | CMOS | +4.5 | 5 | 2.9 | 70 | -40 to 85 |
| 74AXP1G17 | Single buffer; Schmitt-trigger | 0.7 to 2.75 | CMOS | +4.5 | 5 | 2.8 | 70 | -40 to 85 |
| 74AXP2G17 | Dual buffer; Schmitt-trigger | 0.7 to 2.75 | CMOS | +4.5 | 5 | 2.8 | 70 | -40 to 85 |
| 74AXP2G34 | Dual buffer | 0.7 to 2.75 | CMOS | +4.5 | 5 | 2.5 | 70 | -40 to 85 |
| 74AXP2G3404 | Single buffer and Single inverter | 0.7 to 2.75 | CMOS | +4.5 | 5 | 2.5 | 70 | -40 to 85 |
| 74HC04 | Hex inverter | 2.0 - 6.0 | CMOS | +5.2 | 50 | 7.0 | 36 | -40 to 125 |
| 74HC05 | Hex inverter; open drain | 2.0 - 6.0 | CMOS | 5.2 | 50 | 11 | 36 | -40 to 125 |
| 74HC125 | Quad buffer/line driver (3-state) | 2.0 - 6.0 | CMOS | +7.8 | 50 | 9.0 | 36 | -40 to 125 |
| 74HC126 | Quad buffer/line driver (3-state) | 2.0 - 6.0 | CMOS | +7.8 | 50 | 9.0 | 36 | -40 to 125 |
| 74HC14 | Hex inverter; Schmitt-trigger | 2.0 - 6.0 | CMOS | +5.2 | 50 | 12 | 36 | -40 to 125 |
| 74HC1G04 | Single inverter | 2.0 - 6.0 | CMOS | +2.6 | 50 | 7.0 | 36 | -40 to 125 |
| 74HC1G125 | Single buffer/line driver (3-state) | 2.0 - 6.0 | CMOS | +2.6 | 50 | 9.0 | 36 | -40 to 125 |
| 74HC1G126 | Single buffer/line driver (3-state) | 2.0 - 6.0 | CMOS | +2.6 | 50 | 9.0 | 36 | -40 to 125 |
| 74HC1G14 | Single inverter; Schmitt-trigger | 2.0 - 6.0 | CMOS | +2.6 | 50 | 10 | 36 | -40 to 125 |
| 74HC1GU04 | Single inverter; unbuffered | 2.0 - 6.0 | CMOS | + 2.6 | 50 | 5.0 | 36 | -40 to 125 |
| 74HC240 | Octal inverter/line driver (3-state) | 2.0 - 6.0 | CMOS | +7.8 | 50 | 9.0 | 36 | -40 to 125 |
| 74HC241 | Octal buffer/line driver (3-state) | 2.0 - 6.0 | CMOS | +7.8 | 50 | 7.0 | 36 | -40 to 125 |
| 74HC244 | Octal buffer/line driver (3-state) | 2.0 - 6.0 | CMOS | +7.8 | 50 | 9.0 | 36 | -40 to 125 |
| 74HC2G04 | Dual inverter | 2.0 - 6.0 | CMOS | ±5.2 | 50 | 8.0 | 36 | -40 to 125 |
| 74HC2G125 | Dual buffer/line driver (3-state) | 2.0 - 6.0 | CMOS | ±5.2 | 50 | 10 | 36 | -40 to 125 |

Buffers/Inverters/Drivers

| Type number | Description | V _{cc} (V) | Logic switching levels | Output drive capability (mA) | Output Load CL (pF) | t _{pd} (ns) | f _{max} (MHz) | T _{amb} (°C) |
|-------------|---|---------------------|------------------------|------------------------------|---------------------|----------------------|------------------------|-----------------------|
| 74HC2G14 | Dual inverter; Schmitt-trigger | 2.0 - 6.0 | CMOS | ±5.2 | 50 | 16 | 36 | -40 to 125 |
| 74HC2G17 | Dual buffer; Schmitt-trigger | 2.0 - 6.0 | CMOS | ±5.2 | 50 | 12 | 36 | -40 to 125 |
| 74HC2G34 | Dual buffer | 2.0 - 6.0 | CMOS | ±5.2 | 50 | 9.0 | 36 | -40 to 125 |
| 74HC2GU04 | Single inverter; unbuffered | 2.0 - 6.0 | CMOS | ±2.6 | 50 | 5.0 | 36 | -40 to 125 |
| 74HC365 | Hex buffer/line driver (3-state) | 2.0 - 6.0 | CMOS | ±7.8 | 50 | 9.0 | 36 | -40 to 125 |
| 74HC366 | Hex inverter/line driver (3-state) | 2.0 - 6.0 | CMOS | ±7.8 | 50 | 10 | 36 | -40 to 125 |
| 74HC367 | Hex buffer/line driver (3-state) | 2.0 - 6.0 | CMOS | ±7.8 | 50 | 8.0 | 36 | -40 to 125 |
| 74HC368 | Hex inverter/line driver (3-state) | 2.0 - 6.0 | CMOS | ±7.8 | 50 | 9.0 | 36 | -40 to 125 |
| 74HC3G04 | Triple inverter | 2.0 - 6.0 | CMOS | ±5.2 | 50 | 8.0 | 36 | -40 to 125 |
| 74HC3G06 | Triple inverter; open drain | 2.0 - 6.0 | CMOS | 5.2 | 50 | 9.0 | 36 | -40 to 125 |
| 74HC3G07 | Triple buffer; open drain | 2.0 - 6.0 | CMOS | 5.2 | 50 | 9.0 | 36 | -40 to 125 |
| 74HC3G14 | Triple inverter; Schmitt-trigger | 2.0 - 6.0 | CMOS | ±5.2 | 50 | 16 | 36 | -40 to 125 |
| 74HC3G16 | Triple buffer | 2.0 - 6.0 | CMOS | ±5.2 | 50 | 9.0 | 36 | -40 to 125 |
| 74HC3G34 | Triple buffer | 2.0 - 6.0 | CMOS | ±5.2 | 50 | 9.0 | 36 | -40 to 125 |
| 74HC3GU04 | Triple inverter; unbuffered | 2.0 - 6.0 | CMOS | ±5.2 | 50 | 6.0 | 36 | -40 to 125 |
| 74HC540 | Octal inverter/line driver (3-state) | 2.0 - 6.0 | CMOS | ±7.8 | 50 | 9.0 | 36 | -40 to 125 |
| 74HC541 | Octal buffer/line driver (3-state) | 2.0 - 6.0 | CMOS | ±7.8 | 50 | 10 | 36 | -40 to 125 |
| 74HC7014 | Hex buffer; precision Schmitt-trigger | 2.0 - 6.0 | CMOS | ±5.2 | 50 | 27 | 36 | -40 to 125 |
| 74HC7540 | Octal inverter/line driver; Schmitt-trigger (3-State) | 2.0 - 6.0 | CMOS | ±7.8 | 15 | 11 | 36 | -40 to 125 |
| 74HC7541 | Octal buffer/line driver; Schmitt-trigger (3-State) | 2.0 - 6.0 | CMOS | ±7.8 | 15 | 10 | 36 | -40 to 125 |
| 74HC9114 | 9-bit inverter; Schmitt-trigger; open-drain (3-state) | 2.0 - 6.0 | CMOS | 5.2 | 15 | 12 | 36 | -40 to 125 |
| 74HC9115 | 9-bit buffer; Schmitt-trigger; open-drain (3-state) | 2.0 - 6.0 | CMOS | 5.2 | 15 | 12 | 36 | -40 to 125 |
| 74HCT04 | Hex inverter; TTL-enabled | 4.5 - 5.5 | TTL | ±4 | 50 | 8.0 | 36 | -40 to 125 |
| 74HCT125 | Quad buffer/line driver; TTL-enabled (3-state) | 4.5 - 5.5 | TTL | ±6 | 50 | 12 | 36 | -40 to 125 |
| 74HCT126 | Quad buffer/line driver; TTL-enabled (3-state) | 4.5 - 5.5 | TTL | ±6 | 50 | 11 | 36 | -40 to 125 |
| 74HCT14 | Hex inverter; Schmitt-trigger; TTL-enabled | 4.5 - 5.5 | TTL | ±4 | 50 | 17 | 36 | -40 to 125 |
| 74HCT1G04 | Single inverter; TTL-enabled | 4.5 - 5.5 | TTL | ±2 | 50 | 8.0 | 36 | -40 to 125 |
| 74HCT1G125 | Single buffer/line driver; TTL-enabled (3-state) | 4.5 - 5.5 | TTL | ±2 | 50 | 10 | 36 | -40 to 125 |
| 74HCT1G126 | Single buffer/line driver; TTL-enabled (3-state) | 4.5 - 5.5 | TTL | ±2 | 50 | 10 | 36 | -40 to 125 |
| 74HCT1G14 | Single inverter; Schmitt-trigger; TTL-enabled | 4.5 - 5.5 | TTL | ±2 | 50 | 15 | 36 | -40 to 125 |
| 74HCT240 | Octal inverter/line driver; TTL-enabled (3-state) | 4.5 - 5.5 | TTL | ±6 | 50 | 9.0 | 36 | -40 to 125 |
| 74HCT241 | Octal buffer/line driver; TTL-enabled (3-state) | 4.5 - 5.5 | TTL | ±6 | 50 | 11 | 36 | -40 to 125 |
| 74HCT244 | Octal buffer/line driver; TTL-enabled (3-state) | 4.5 - 5.5 | TTL | ±6 | 50 | 11 | 36 | -40 to 125 |
| 74HCT2G04 | Dual inverter; TTL-enabled | 4.5 - 5.5 | TTL | ±4 | 50 | 10 | 36 | -40 to 125 |
| 74HCT2G125 | Dual buffer/line driver; TTL-enabled (3-state) | 4.5 - 5.5 | TTL | ±4 | 50 | 12 | 36 | -40 to 125 |
| 74HCT2G14 | Dual inverter; Schmitt-trigger; TTL-enabled | 4.5 to 5.5 | TTL | ±4 | 50 | 21 | 36 | -40 to 125 |
| 74HCT2G17 | Dual buffer; Schmitt-trigger; TTL-enabled | 4.5 to 5.5 | TTL | ±4 | 50 | 21 | 36 | -40 to 125 |
| 74HCT2G34 | Dual buffer; TTL-enabled | 4.5 - 5.5 | TTL | ±4 | 50 | 10 | 32 | -40 to 125 |
| 74HCT365 | Hex buffer/line driver; TTL-enabled (3-state) | 4.5 - 5.5 | TTL | ±6 | 50 | 11 | 36 | -40 to 125 |
| 74HCT366 | Hex inverter/line driver; TTL-enabled (3-state) | 4.5 - 5.5 | TTL | ±6 | 50 | 11 | 36 | -40 to 125 |
| 74HCT367 | Hex buffer/line driver; TTL-enabled (3-state) | 4.5 - 5.5 | TTL | ±6 | 50 | 11 | 36 | -40 to 125 |
| 74HCT368 | Hex inverter/line driver; TTL-enabled (3-state) | 4.5 - 5.5 | TTL | ±6 | 50 | 11 | 36 | -40 to 125 |
| 74HCT3G04 | Triple inverter; TTL-enabled | 4.5 - 5.5 | TTL | ±4 | 50 | 10 | 36 | -40 to 125 |

Buffers/Inverters/Drivers

| Type number | Description | V _{cc} (V) | Logic switching levels | Output drive capability (mA) | Output Load CL (pF) | t _{pd} (ns) | f _{max} (MHz) | T _{amb} (°C) |
|--------------|---|---------------------|------------------------|------------------------------|---------------------|----------------------|------------------------|-----------------------|
| 74HCT3G06 | Triple inverter; open drain; TTL-enabled | 4.5 - 5.5 | TTL | 4 | 50 | 9.0 | 36 | -40 to 125 |
| 74HCT3G07 | Triple buffer; open drain; TTL-enabled | 4.5 - 5.5 | TTL | 4 | 50 | 9.0 | 36 | -40 to 125 |
| 74HCT3G14 | Triple inverter Schmitt-trigger; TTL-enabled | 4.5 - 5.5 | TTL | ±4 | 50 | 21 | 36 | -40 to 125 |
| 74HCT3G16 | Triple buffer; TTL-enabled | 4.5 - 5.5 | TTL | ±4 | 50 | 10 | 36 | -40 to 125 |
| 74HCT3G34 | Triple buffer; TTL-enabled | 4.5 - 5.5 | TTL | ±4 | 50 | 10 | 36 | -40 to 125 |
| 74HCT540 | Octal inverter/line driver; TTL-enabled (3-state) | 4.5 - 5.5 | TTL | ±6 | 50 | 11 | 36 | -40 to 125 |
| 74HCT541 | Octal buffer/line driver; TTL-enabled (3-state) | 4.5 - 5.5 | TTL | ±6 | 50 | 12 | 36 | -40 to 125 |
| 74HCT7540 | Octal inverter/line driver Schmitt-trigger; TTL-enabled (3-State) | 4.5 - 5.5 | TTL | ±6 | 15 | 16 | 36 | -40 to 125 |
| 74HCT7541 | Octal buffer/line driver Schmitt-trigger; TTL-enabled (3-State) | 4.5 - 5.5 | TTL | ±6 | 15 | 16 | 36 | -40 to 125 |
| 74HCT9114 | 9-bit inverter Schmitt-trigger; open-drain; TTL-enabled (3-state) | 4.5 - 5.5 | TTL | 4 | 15 | 13 | 36 | -40 to 125 |
| 74HCU04 | Hex inverter; unbuffered | 2.0 - 6.0 | CMOS | ±5.2 | 50 | 5.0 | 36 | -40 to 125 |
| 74LV04 | Hex inverter | 1.0 - 5.5 | CMOS | ±12 | 50 | 6.0 | 30 | -40 to 125 |
| 74LV04AT | Hex buffer | 4.5 - 5.5 | TTL | ±12 | 15 | 3.3 | 60 | -40 to 125 |
| 74LV05A | Hex inverter; open-drain | 2.0 - 5.5 | CMOS | 12 | 15 | 2.9 | 60 | -40 to 125 |
| 74LV07A | Hex buffer; open-drain | 2.0 - 5.5 | CMOS | 16 | 15 | 3.6 | 60 | -40 to 125 |
| 74LV07AT | Hex buffer; open-drain; TTL-enabled | 4.5 - 5.5 | TTL | 16 | 15 | 3.5 | 60 | -40 to 125 |
| 74LV14 | Hex inverter; Schmitt-trigger | 1.0 - 5.5 | TTL | ±12 | 50 | 13 | 30 | -40 to 125 |
| 74LV14A | Hex inverter; Schmitt-trigger | 2.0 - 5.5 | CMOS | ±12 | 15 | 3.4 | 60 | -40 to 125 |
| 74LV17A | Hex buffer; Schmitt-trigger | 2.0 - 5.5 | CMOS | ±12 | 15 | 3.4 | 60 | -40 to 125 |
| 74LV1T04 | Single supply translating inverter | 1.6 - 5.5 | CMOS | ±8 | 15 | 3.1 | 60 | -40 to 125 |
| 74LV1T34 | Single supply translating buffer | 1.6 - 5.5 | CMOS | ±8 | 15 | 3.1 | 60 | -40 to 125 |
| 74LV1T125 | Single supply translating buffer / line driver (3-state) | 1.6 - 5.5 | CMOS | ±8 | 15 | 3.2 | 60 | -40 to 125 |
| 74LV1T126 | Single supply translating buffer / line driver (3-state) | 1.6 - 5.5 | CMOS | ±8 | 15 | 3.2 | 60 | -40 to 125 |
| 74LV244 | Octal buffer/line driver (3-state) | 1.0 - 5.5 | CMOS | ±16 | 50 | 8.0 | 30 | -40 to 125 |
| 74LV244A | Octal buffer/line driver (3-state) | 2.0 - 5.5 | CMOS | ±16 | 15 | 2.9 | 60 | -40 to 125 |
| 74LV244AT | Octal buffer/line driver; TTL-enabled (3-state) | 4.5 - 5.5 | TTL | ±16 | 15 | 2.8 | 60 | -40 to 125 |
| 74LV365 | Hex buffer/line driver (3-state) | 1.0 - 3.6 | CMOS | ±8 | 50 | 9.0 | 30 | -40 to 125 |
| 74LV540A | Octal buffer/line driver (3-state); inverting | 1.65 - 5.5 | CMOS/LVTTL | ±16 | 15 | 3.1 | 60 | -40 to 125 |
| 74LV541A | Octal buffer/line driver (3-state) | 2.0 - 5.5 | CMOS | ±16 | 15 | 2.9 | 60 | -40 to 125 |
| 74LV541AT | Octal buffer/line driver; TTL-enabled (3-state) | 4.5 - 5.5 | TTL | ±16 | 15 | 2.8 | 60 | -40 to 125 |
| 74LVC04A | Hex inverter | 1.65 - 5.5 | CMOS/LVTTL | ±24 | 50 | 2.0 | 175 | -40 to 125 |
| 74LVC06A | Hex inverter; open drain | 1.65 - 5.5 | CMOS/LVTTL | 32 | 50 | 2.2 | 175 | -40 to 125 |
| 74LVC07A | Hex buffer; open drain | 1.65 - 5.5 | CMOS/LVTTL | 32 | 50 | 2.2 | 175 | -40 to 125 |
| 74LVC125A | Quad buffer/line driver (3-state) | 1.2 - 3.6 | CMOS/LVTTL | ±24 | 50 | 2.4 | 175 | -40 to 125 |
| 74LVC126A | Quad buffer/line driver (3-state) | 1.2 - 3.6 | CMOS/LVTTL | ±24 | 50 | 2.4 | 175 | -40 to 125 |
| 74LVC14A | Hex inverter; Schmitt-trigger | 1.2 - 3.6 | CMOS/LVTTL | ±24 | 50 | 3.2 | 175 | -40 to 125 |
| 74LVC162244A | 16-bit buffer/line driver with 30 Ω termination resistors (3-state) | 1.2 - 3.6 | CMOS/LVTTL | ±24 | 50 | 2.9 | 175 | -40 to 125 |
| 74LVC16240A | 16-bit inverter/line driver (3-state) | 1.2 - 3.6 | CMOS/LVTTL | ±24 | 50 | 2.7 | 175 | -40 to 125 |
| 74LVC16241A | 16-bit buffer/line driver (3-state) | 1.2 - 3.6 | CMOS/LVTTL | ±24 | 50 | 2.9 | 175 | -40 to 125 |
| 74LVC16244A | 16-bit buffer/line driver (3-state) | 1.2 - 3.6 | CMOS/LVTTL | ±24 | 50 | 3.0 | 175 | -40 to 125 |
| 74LVC1G04 | Single inverter | 1.65 - 5.5 | CMOS/LVTTL | ±32 | 50 | 2.0 | 175 | -40 to 125 |
| 74LVC1G06 | Single inverter; open drain | 1.65 - 5.5 | CMOS/LVTTL | 32 | 50 | 2.3 | 175 | -40 to 125 |
| 74LVC1G07 | Single buffer; open drain | 1.65 - 5.5 | CMOS/LVTTL | 32 | 50 | 2.2 | 175 | -40 to 125 |

Buffers/Inverters/Drivers

| Type number | Description | V _{cc} (V) | Logic switching levels | Output drive capability (mA) | Output Load CL (pF) | t _{pd} (ns) | f _{max} (MHz) | T _{amb} (°C) |
|---------------|--|---------------------|------------------------|------------------------------|---------------------|----------------------|------------------------|-----------------------|
| 74LVC1G125 | Single buffer/line driver; TTL-enabled (3-state) | 1.65 - 5.5 | CMOS/LVTTL | ±32 | 50 | 2.1 | 175 | -40 to 125 |
| 74LVC1G126 | Single buffer/line driver; TTL-enabled (3-state) | 1.65 - 5.5 | CMOS/LVTTL | ±32 | 50 | 2.0 | 175 | -40 to 125 |
| 74LVC1G14 | Single inverter; Schmitt-trigger | 1.65 - 5.5 | CMOS/LVTTL | ±32 | 50 | 3.0 | 175 | -40 to 125 |
| 74LVC1G16 | Single buffer | 1.65 - 5.5 | CMOS/LVTTL | ±24 | 50 | 2.0 | 175 | -40 to 125 |
| 74LVC1G17 | Single buffer; Schmitt-trigger | 1.65 - 5.5 | CMOS/LVTTL | ±32 | 50 | 3.0 | 175 | -40 to 125 |
| 74LVC1G34 | Single buffer | 1.65 - 5.5 | CMOS/LVTTL | ±24 | 50 | 2.0 | 175 | -40 to 125 |
| 74LVC1GU04 | Single inverter; unbuffered | 1.65 - 5.5 | CMOS/LVTTL | ±32 | 50 | 1.6 | 175 | -40 to 125 |
| 74LVC2244A | Octal buffer/line driver with 30 Ω termination resistors (3-state) | 1.2 - 3.6 | CMOS/LVTTL | ±12 | 50 | 3.1 | 175 | -40 to 125 |
| 74LVC240A | Octal inverter/line driver (3-state) | 1.2 - 3.6 | CMOS/LVTTL | ±24 | 50 | 3.5 | 175 | -40 to 125 |
| 74LVC244A | Octal buffer/line driver (3-state) | 1.2 - 3.6 | CMOS/LVTTL | ±24 | 50 | 2.8 | 175 | -40 to 125 |
| 74LVC2G04 | Dual inverter | 1.65 - 5.5 | CMOS/LVTTL | ±24 | 50 | 2.7 | 175 | -40 to 125 |
| 74LVC2G06 | Dual inverter; open drain | 1.65 - 5.5 | CMOS/LVTTL | 32 | 50 | 2.3 | 175 | -40 to 125 |
| 74LVC2G07 | Dual buffer; open drain | 1.65 - 5.5 | CMOS/LVTTL | 32 | 50 | 2.6 | 175 | -40 to 125 |
| 74LVC2G125 | Dual buffer/line driver; TTL-enabled (3-state) | 1.65 - 5.5 | CMOS/LVTTL | ±32 | 50 | 2.3 | 175 | -40 to 125 |
| 74LVC2G126 | Dual buffer/line driver; TTL-enabled (3-state) | 1.65 - 5.5 | CMOS/LVTTL | ±32 | 50 | 2.4 | 175 | -40 to 125 |
| 74LVC2G14 | Dual inverter; Schmitt-trigger | 1.65 - 5.5 | CMOS/LVTTL | ±32 | 50 | 3.9 | 175 | -40 to 125 |
| 74LVC2G16 | Dual buffer | 1.65 - 5.5 | CMOS/LVTTL | ±24 | 50 | 2.0 | 175 | -40 to 125 |
| 74LVC2G17 | Dual buffer; Schmitt-trigger | 1.65 - 5.5 | CMOS/LVTTL | ±32 | 50 | 3.6 | 175 | -40 to 125 |
| 74LVC2G240 | Dual inverter/line driver (3-state) | 1.65 - 5.5 | CMOS/LVTTL | ±32 | 50 | 2.5 | 175 | -40 to 125 |
| 74LVC2G241 | Dual buffer/line driver (3-state) | 1.65 - 5.5 | CMOS/LVTTL | ±32 | 50 | 2.6 | 175 | -40 to 125 |
| 74LVC2G34 | Dual buffer | 1.65 - 5.5 | CMOS/LVTTL | ±32 | 50 | 2.2 | 175 | -40 to 125 |
| 74LVC2GU04 | Dual inverter; unbuffered | 1.65 - 5.5 | CMOS/LVTTL | ±32 | 50 | 2.3 | 175 | -40 to 125 |
| 74LVC3G04 | Triple inverter | 1.65 - 5.5 | CMOS/LVTTL | ±32 | 50 | 2.7 | 175 | -40 to 125 |
| 74LVC3G06 | Triple inverter; open drain | 1.65 - 5.5 | CMOS/LVTTL | 32 | 50 | 2.0 | 175 | -40 to 125 |
| 74LVC3G07 | Triple buffer; open drain | 1.65 - 5.5 | CMOS/LVTTL | 32 | 50 | 2.1 | 175 | -40 to 125 |
| 74LVC3G14 | Triple inverter; Schmitt-trigger | 1.65 - 5.5 | CMOS/LVTTL | ±32 | 50 | 3.2 | 175 | -40 to 125 |
| 74LVC3G16 | Triple buffer | 1.65 - 5.5 | CMOS/LVTTL | ±24 | 50 | 2.0 | 175 | -40 to 125 |
| 74LVC3G17 | Triple buffer; Schmitt-trigger | 1.65 - 5.5 | CMOS/LVTTL | ±32 | 50 | 3.6 | 175 | -40 to 125 |
| 74LVC3G34 | Triple buffer | 1.65 - 5.5 | CMOS/LVTTL | ±32 | 50 | 2.2 | 175 | -40 to 125 |
| 74LVC3GU04 | Triple inverter; unbuffered | 1.65 - 5.5 | CMOS/LVTTL | ±32 | 50 | 2.3 | 175 | -40 to 125 |
| 74LVC541A | Octal buffer/line driver (3-state) | 1.2 - 3.6 | CMOS/LVTTL | ±24 | 50 | 3.3 | 175 | -40 to 125 |
| 74LVC827A | 10-bit buffer/line driver (3-state) | 1.2 - 3.6 | CMOS/LVTTL | ±24 | 50 | 4.0 | 175 | -40 to 125 |
| 74LVCH162244A | 16-bit buffer/line driver with bus hold and 30 Ω termination resistors (3-state) | 1.2 - 3.6 | CMOS/LVTTL | ±12 | 50 | 2.9 | 175 | -40 to 125 |
| 74LVCH16244A | 16-bit buffer/line driver with bus hold (3-state) | 1.2 - 3.6 | CMOS/LVTTL | ±24 | 50 | 3.0 | 175 | -40 to 125 |
| 74LVCH16541A | 16-bit buffer/line driver with bus hold (3-state) | 1.2 - 3.6 | CMOS/LVTTL | ±24 | 50 | 2.7 | 175 | -40 to 125 |
| 74LVCH244A | Octal buffer/line driver with bus hold (3-state) | 1.2 - 3.6 | CMOS/LVTTL | ±24 | 50 | 2.8 | 175 | -40 to 125 |
| 74LVCU04A | Hex inverter; unbuffered | 1.2 - 3.6 | CMOS/LVTTL | ±24 | 50 | 2.0 | 175 | -40 to 125 |
| 74LVT04 | Hex inverter | 2.7 - 3.6 | TTL | -20 / 32 | 50 | 2.6 | 150 | -40 to 85 |
| 74LVT125 | Quad buffer/line driver with bus hold (3-state) | 2.7 - 3.6 | TTL | -32 / 64 | 50 | 2.9 | 150 | -40 to 85 |
| 74LVT126 | Quad buffer/line driver with bus hold (3-state) | 2.7 - 3.6 | TTL | -32 / 64 | 50 | 2.4 | 150 | -40 to 85 |
| 74LVT14 | Hex inverter; Schmitt-trigger | 2.7 - 3.6 | TTL | -32 / 64 | 50 | 3.8 | 150 | -40 to 85 |
| 74LVT162240A | 16-bit inverter/line driver with bus hold and 30 Ω termination (3-state) | 2.7 - 3.6 | TTL | ±12 | 50 | 2.6 | 150 | -40 to 85 |
| 74LVT162244B | 16-bit buffer/line driver with bus hold and 30 Ω termination resistors (3-state) | 2.7 - 3.6 | TTL | ±12 | 50 | 2.8 | 150 | -40 to 85 |

Buffers/Inverters/Drivers

| Type number | Description | V _{cc} (V) | Logic switching levels | Output drive capability (mA) | Output Load CL (pF) | t _{pd} (ns) | f _{max} (MHz) | T _{amb} (°C) |
|--------------|---|---------------------|------------------------|------------------------------|---------------------|----------------------|------------------------|-----------------------|
| 74LVT16240A | 16-bit inverter/line driver with bus hold (3-state) | 2.7 - 3.6 | TTL | -32 / 64 | 50 | 2.0 | 150 | -40 to 85 |
| 74LVT16244B | 16-bit buffer/line driver with bus hold (3-state) | 2.7 - 3.6 | TTL | -32 / 64 | 50 | 1.8 | 150 | -40 to 85 |
| 74LVT2241 | Octal buffer/line driver with bus hold and 30 Ω termination resistors (3-state) | 2.7 - 3.6 | TTL | ±12 | 50 | 3.3 | 150 | -40 to 85 |
| 74LVT2244 | Octal buffer/line driver with bus hold and 30 Ω termination resistors (3-state) | 2.7 - 3.6 | TTL | ±12 | 50 | 2.9 | 150 | -40 to 85 |
| 74LVT240 | Octal inverter/line driver with bus hold (3-state) | 2.7 - 3.6 | TTL | -32 / 64 | 50 | 2.5 | 150 | -40 to 85 |
| 74LVT241 | Octal buffer/line driver with bus hold (3-state) | 2.7 - 3.6 | TTL | -32 / 64 | 50 | 2.8 | 150 | -40 to 85 |
| 74LVT244A | Octal buffer/line driver with bus hold (3-state) | 2.7 - 3.6 | TTL | -32 / 64 | 50 | 2.6 | 150 | -40 to 85 |
| 74LVT244B | Octal buffer/line driver with bus hold (3-state) | 2.7 - 3.6 | TTL | -32 / 64 | 50 | 2.0 | 150 | -40 to 85 |
| 74LVTH125 | Quad buffer/line driver with bus hold (3-state) | 2.7 - 3.6 | TTL | -32 / 64 | 50 | 2.9 | 150 | -40 to 85 |
| 74LVTH16244B | 16-bit buffer/line driver with bus hold (3-state) | 2.7 - 3.6 | TTL | -32 / 64 | 50 | 1.8 | 150 | -40 to 85 |
| 74LVTH244A | Octal buffer/line driver with bus hold (3-state) | 2.7 - 3.6 | TTL | -32 / 64 | 50 | 2.6 | 150 | -40 to 85 |
| 74LVTH244B | Octal buffer/line driver with bus hold (3-state) | 2.7 - 3.6 | TTL | -32 / 64 | 50 | 2.0 | 150 | -40 to 85 |
| 74LVTN16244B | 16-bit buffer/line driver (3-state) | 2.7 - 3.6 | TTL | -32 / 64 | 50 | 1.8 | 150 | -40 to 85 |
| 74VHC125 | Quad buffer/line driver (3-state) | 2.0 - 5.5 | CMOS | ±8 | 50 | 3.0 | 60 | -40 to 125 |
| 74VHC126 | Quad buffer/line driver (3-state) | 2.0 - 5.5 | CMOS | ±8 | 50 | 3.3 | 60 | -40 to 125 |
| 74VHC14 | Hex inverter; Schmitt-trigger | 2.0 - 5.5 | CMOS | ±8 | 50 | 3.2 | 60 | -40 to 125 |
| 74VHC244 | Octal inverter/line driver (3-state) | 2.0 - 5.5 | CMOS | ±8 | 50 | 3.5 | 60 | -40 to 125 |
| 74VHC541 | Octal buffer/line driver (3-state) | 2.0 - 5.5 | CMOS | ±8 | 50 | 3.5 | 60 | -40 to 125 |
| 74VHCT125 | Quad buffer/line driver; TTL-enabled (3-state) | 4.5 - 5.5 | TTL | ±8 | 50 | 3.0 | 60 | -40 to 125 |
| 74VHCT126 | Quad buffer/line driver; TTL-enabled (3-state) | 4.5 - 5.5 | TTL | ±8 | 50 | 3.0 | 60 | -40 to 125 |
| 74VHCT14 | Hex inverter; Schmitt-trigger; TTL-enabled | 4.5 - 5.5 | TTL | ±8 | 50 | 4.1 | 60 | -40 to 125 |
| 74VHCT244 | Octal inverter/line driver; TTL-enabled (3-state) | 4.5 - 5.5 | TTL | ±8 | 50 | 5.0 | 60 | -40 to 125 |
| 74VHCT541 | Octal buffer/line driver; TTL-enabled (3-state) | 4.5 - 5.5 | TTL | ±8 | 50 | 3.5 | 60 | -40 to 125 |
| HEF40098B | Hex inverter | 3.0 - 15.0 | CMOS | -10 / 20 | 50 | 25 | 10 | -40 to 125 |
| HEF40244B | Octal buffer/line driver (3-state) | 3.0 - 15.0 | CMOS | -62 / 45 | 50 | 30 | 10 | -40 to 125 |
| HEF4049B | Hex inverter/line driver | 3.0 - 15.0 | CMOS | -3 / 20 | 50 | 20 | 10 | -40 to 125 |
| HEF4050B | Hex buffer/line driver | 3.0 - 15.0 | CMOS | -3 / 20 | 50 | 40 | 10 | -40 to 125 |
| HEF4069UB | Hex inverter; unbuffered | 3.0 - 15.0 | CMOS | ±3.4 | 50 | 15 | 10 | -40 to 125 |
| PDI1284P11 | Printer parallel interface transceiver/buffer | 3.0 - 3.6 | LVTTTL | ±14 | 50 | 13.9 | | 0 to 70 |
| XC7SET04 | Single inverter; TTL-enabled | 4.5 - 5.5 | TTL | ±8 | 50 | 3.5 | 60 | -40 to 125 |
| XC7SET125 | Single buffer/line driver; TTL-enabled (3-state) | 4.5 - 5.5 | TTL | ±8 | 50 | 3.4 | 60 | -40 to 125 |
| XC7SET14 | Single inverter; Schmitt-trigger; TTL-enabled | 4.5 - 5.5 | TTL | ±8 | 50 | 4.1 | 60 | -40 to 125 |
| XC7SH04 | Single inverter | 2.0 - 5.5 | CMOS | ±8 | 50 | 3.5 | 60 | -40 to 125 |
| XC7SH125 | Single buffer/line driver (3-state) | 2.0 - 5.5 | CMOS | ±8 | 50 | 3.4 | 60 | -40 to 125 |
| XC7SH14 | Single inverter; Schmitt-trigger | 2.0 - 5.5 | CMOS | ±8 | 50 | 3.2 | 60 | -40 to 125 |
| XC7SHU04 | Single inverter; unbuffered | 2.0 - 5.5 | CMOS | ±8 | 50 | 3.5 | 60 | -40 to 125 |
| XC7WH126 | Dual buffer/line driver (3-state) | 2.0 - 5.5 | CMOS | ±8 | 50 | 3.4 | 60 | -40 to 125 |
| XC7WH14 | Triple inverter; Schmitt-trigger | 2.0 - 5.5 | CMOS | ±8 | 50 | 3.2 | 60 | -40 to 125 |
| XC7WT14 | Triple inverter; Schmitt-trigger; TTL-enabled | 4.5 - 5.5 | TTL | ±8 | 50 | 4.1 | 60 | -40 to 125 |

Schmitt-triggers

Types in **bold** represent new products

| Type number | Description | V _{CC} (V) | Logic switching levels | Output drive capability (mA) | t _{pd} (ns) | Output Load C _L (pF) | f _{max} (MHz) | Number of bits | T _{amb} (°C) |
|------------------|---|---------------------|------------------------|------------------------------|----------------------|---------------------------------|------------------------|----------------|-----------------------|
| 74AHC132 | Quad 2-input NAND gate Schmitt-trigger | 2.0 - 5.5 | CMOS | ±8 | 3.3 | 50 | 60 | 4 | -40 to 125 |
| 74AHC14 | Hex inverter Schmitt-trigger | 2.0 - 5.5 | CMOS | ±8 | 3.2 | 50 | 60 | 6 | -40 to 125 |
| 74AHC1G14 | Single inverter Schmitt-trigger | 2.0 - 5.5 | CMOS | ±8 | 3.2 | 50 | 60 | 1 | -40 to 125 |
| 74AHC1G17 | Single buffer Schmitt-trigger | 2.0 - 5.5 | CMOS | ±8 | 3.2 | 50 | 60 | 1 | -40 to 125 |
| 74AHC3G14 | Triple inverter Schmitt-trigger | 2.0 - 5.5 | CMOS | ±8 | 3.2 | 50 | 60 | 3 | -40 to 125 |
| 74AHCT132 | Quad 2-input NAND gate Schmitt-trigger; TTL-enabled | 4.5 - 5.5 | TTL | ±8 | 3.5 | 50 | 60 | 4 | -40 to 125 |
| 74AHCT14 | Hex inverter Schmitt-trigger; TTL-enabled | 4.5 - 5.5 | TTL | ±8 | 4.0 | 50 | 60 | 6 | -40 to 125 |
| 74AHCT17A | Hex buffer Schmitt-trigger | 4.5 - 5.5 | TTL | ±8 | 3.2 | 50 | 60 | 8 | -40 to 125 |
| 74AHCT1G14 | Single inverter Schmitt-trigger; TTL-enabled | 4.5 - 5.5 | TTL | ±8 | 4.1 | 50 | 60 | 1 | -40 to 125 |
| 74AHCT1G17 | Single buffer Schmitt-trigger; TTL-enabled | 4.5 - 5.5 | TTL | ±8 | 4.1 | 50 | 60 | 1 | -40 to 125 |
| 74AHCT3G14 | Triple inverter Schmitt-trigger; TTL-enabled | 4.5 - 5.5 | TTL | ±8 | 4.1 | 50 | 60 | 3 | -40 to 125 |
| 74AHCV05A | Hex inverter; Schmitt trigger; open-drain | 2.0 - 5.5 | CMOS | ±16 | 5.8 | 15 | 10 | 6 | -40 to 125 |
| 74AHCV07A | Hex buffer Schmitt-trigger; open-drain | 1.8 - 5.5 | CMOS | 16 | 3.8 | 15 | 60 | 6 | -40 to 125 |
| 74AHCV14A | Hex inverter Schmitt-trigger | 1.8 - 5.5 | CMOS | ±16 | 3.2 | 15 | 60 | 6 | -40 to 125 |
| 74AHCV17A | Hex buffer Schmitt-trigger | 1.8 - 5.5 | CMOS | ±16 | 3.2 | 15 | 60 | 6 | -40 to 125 |
| 74AHCV244A | Octal buffer/line driver Schmitt-trigger (3-state) | 1.8 - 5.5 | CMOS | ±16 | 3.0 | 15 | 60 | 8 | -40 to 125 |
| 74AHCV245A | Octal transceiver Schmitt-trigger (3-state) | 1.8 - 5.5 | CMOS | ±16 | 3.2 | 15 | 60 | 8 | -40 to 125 |
| 74AHCV541A | Octal buffer/line driver Schmitt-trigger (3-state) | 1.8 - 5.5 | CMOS | ±16 | 3.0 | 15 | 60 | 8 | -40 to 125 |
| 74ALVC14 | Hex inverter Schmitt-trigger | 1.65 - 3.6 | TTL | ±24 | 2.4 | 50 | 150 | 6 | -40 to 85 |
| 74AUP1G132 | Single 2-input NAND gate Schmitt-trigger | 1.1 - 3.6 | CMOS | ±1.9 | 10.0 | 30 | 70 | 1 | -40 to 125 |
| 74AUP1G14 | Single inverter Schmitt-trigger | 1.1 - 3.6 | CMOS | ±1.9 | 4.7 | 30 | 70 | 1 | -40 to 125 |
| 74AUP1G17 | Single buffer Schmitt-trigger | 1.1 - 3.6 | CMOS | ±1.9 | 7.8 | 30 | 70 | 1 | -40 to 125 |
| 74AUP1G57 | Configurable gate; Schmitt-trigger | 1.1 - 3.6 | CMOS | ±1.9 | 8.7 | 30 | 70 | 1 | -40 to 125 |
| 74AUP1G58 | Configurable gate; Schmitt-trigger | 1.1 - 3.6 | CMOS | ±1.9 | 8.7 | 30 | 70 | 1 | -40 to 125 |
| 74AUP1G97 | Configurable gate; Schmitt-trigger | 1.1 - 3.6 | CMOS | ±1.9 | 8.7 | 30 | 70 | 1 | -40 to 125 |
| 74AUP1G98 | Configurable gate; Schmitt-trigger | 1.1 - 3.6 | CMOS | ±1.9 | 8.9 | 30 | 70 | 1 | -40 to 125 |
| 74AUP2G132 | Dual 2-input NAND gate Schmitt-trigger | 1.1 - 3.6 | CMOS | ±1.9 | 10 | 30 | 70 | 2 | -40 to 125 |
| 74AUP2G14 | Dual inverter Schmitt-trigger | 1.1 - 3.6 | CMOS | ±1.9 | 4.7 | 30 | 70 | 2 | -40 to 125 |
| 74AUP2G17 | Dual buffer Schmitt-trigger | 1.1 - 3.6 | CMOS | ±1.9 | 7.8 | 30 | 70 | 2 | -40 to 125 |
| 74AUP2G58 | Dual configurable gate; Schmitt-trigger | 1.1 - 3.6 | CMOS | ±1.9 | 8.7 | 30 | 70 | 2 | -40 to 125 |
| 74AUP2G97 | Dual configurable gate; Schmitt-trigger | 1.1 - 3.6 | CMOS | ±1.9 | 8.7 | 30 | 70 | 2 | -40 to 125 |

Schmitt-triggers

| Type number | Description | V _{CC} (V) | Logic switching levels | Output drive capability (mA) | t _{pd} (ns) | Output Load C _L (pF) | f _{max} (MHz) | Number of bits | T _{amb} (°C) |
|-------------|--|---------------------|------------------------|------------------------------|----------------------|---------------------------------|------------------------|----------------|-----------------------|
| 74AUP2G98 | Dual configurable gate; Schmitt-trigger | 1.1 - 3.6 | CMOS | ±1.9 | 8.9 | 30 | 70 | 2 | -40 to 125 |
| 74AUP3G14 | Triple inverter Schmitt-trigger | 1.1 - 3.6 | CMOS | ±1.9 | 2.4 | 30 | 70 | 3 | -40 to 125 |
| 74AUP3G17 | Triple Schmitt-trigger | 1.1 - 3.6 | CMOS | ±1.9 | 2.4 | 30 | 70 | 3 | -40 to 125 |
| 74AXP1G14 | Single inverter Schmitt-trigger | 0.7 - 2.75 | CMOS | ±4.5 | 2.9 | 5 | 70 | 1 | -40 to 85 |
| 74AXP1G17 | Single buffer Schmitt-trigger | 0.7 - 2.75 | CMOS | ±4.5 | 2.8 | 5 | 70 | 1 | -40 to 85 |
| 74AXP1G57 | Configurable gate; Schmitt-trigger | 0.7 - 2.75 | CMOS | ±4.5 | 4.6 | 5 | 70 | 1 | -40 to 85 |
| 74AXP1G58 | Configurable gate; Schmitt-trigger | 0.7 - 2.75 | CMOS | ±4.5 | 4.5 | 5 | 70 | 1 | -40 to 85 |
| 74AXP1G97 | Configurable gate; Schmitt-trigger | 0.7 - 2.75 | CMOS | ±4.5 | 4.5 | 5 | 70 | 1 | -40 to 85 |
| 74AXP1G98 | Configurable gate; Schmitt-trigger | 0.7 - 2.75 | CMOS | ±4.5 | 4.5 | 5 | 70 | 1 | -40 to 85 |
| 74AXP1T14 | Dual-supply Schmitt-trigger inverter | 0.75 - 2.75 | CMOS | ±12 | 4.9 | 5 | 45 | 1 | -40 to 125 |
| 74AXP1T57 | Single dual-supply translating configurable gate; Schmitt-trigger inputs | 0.75 - 2.75 | CMOS | ±12 | 4.8 | 5 | 45 | 1 | -40 to 125 |
| 74AXP2G14 | Dual inverter Schmitt-trigger | 0.7 - 2.75 | CMOS | ±4.5 | 2.9 | 5 | 70 | 2 | -40 to 85 |
| 74AXP2G17 | Dual buffer Schmitt-trigger | 0.7 - 2.75 | CMOS | ±4.5 | 2.8 | 5 | 70 | 1 | -40 to 85 |
| 74HC132 | Quad 2-input NAND gate Schmitt-trigger | 2.0 - 6.0 | CMOS | ±5.2 | 11 | 50 | 36 | 4 | -40 to 125 |
| 74HC14 | Hex inverter Schmitt-trigger | 2.0 - 6.0 | CMOS | ±5.2 | 12 | 50 | 36 | 6 | -40 to 125 |
| 74HC1G14 | Single inverter Schmitt-trigger | 2.0 - 6.0 | CMOS | ±2.6 | 10 | 50 | 36 | 1 | -40 to 125 |
| 74HC2G14 | Dual inverter Schmitt-trigger | 2.0 - 6.0 | CMOS | ±5.2 | 16 | 50 | 36 | 2 | -40 to 125 |
| 74HC2G17 | Dual buffer Schmitt-trigger | 2.0 - 6.0 | CMOS | ±5.2 | 12 | 50 | 36 | 2 | -40 to 125 |
| 74HC3G14 | Triple inverter Schmitt-trigger | 2.0 - 6.0 | CMOS | ±5.2 | 16 | 50 | 36 | 3 | -40 to 125 |
| 74HC7014 | Hex buffer precision Schmitt-trigger | 2.0 - 6.0 | CMOS | ±5.2 | 27 | 50 | 36 | 6 | -40 to 125 |
| 74HC7540 | Octal inverter/line driver Schmitt-trigger (3-state) | 2.0 - 6.0 | CMOS | ±7.8 | 11 | 50 | 36 | 8 | -40 to 125 |
| 74HC7541 | Octal buffer/line driver Schmitt-trigger (3-state) | 2.0 - 6.0 | CMOS | ±7.8 | 11 | 50 | 36 | 8 | -40 to 125 |
| 74HC9114 | 9-bit inverter Schmitt-trigger; open drain (3-state) | 2.0 - 6.0 | CMOS | 5.2 | 12 | 50 | 36 | 9 | -40 to 125 |
| 74HC9115 | 9-bit buffer Schmitt-trigger; open drain (3-state) | 2.0 - 6.0 | CMOS | 5.2 | 12 | 50 | 36 | 9 | -40 to 125 |
| 74HCT132 | Quad 2-input NAND gate Schmitt-trigger; TTL-enabled | 4.5 - 5.5 | TTL | ±4 | 17 | 50 | 36 | 4 | -40 to 125 |
| 74HCT14 | Hex inverter Schmitt-trigger; TTL-enabled | 4.5 - 5.5 | TTL | ±4 | 17 | 50 | 36 | 6 | -40 to 125 |
| 74HCT1G14 | Single inverter Schmitt-trigger; TTL-enabled | 4.5 - 5.5 | TTL | ±2.0 | 15 | 50 | 36 | 1 | -40 to 125 |
| 74HCT2G14 | Dual inverter Schmitt-trigger; TTL-enabled | 4.5 - 5.5 | TTL | ±4.0 | 21 | 50 | 36 | 2 | -40 to 125 |
| 74HCT2G17 | Dual buffer Schmitt-trigger; TTL-enabled | 4.5 - 5.5 | TTL | ±4.0 | 21 | 50 | 36 | 2 | -40 to 125 |
| 74HCT3G14 | Triple inverter Schmitt-trigger; TTL-enabled | 4.5 - 5.5 | TTL | ±4.0 | 21 | 50 | 36 | 3 | -40 to 125 |
| 74HCT7540 | Octal inverter/line driver Schmitt-trigger; TTL-enabled (3-state) | 4.5 - 5.5 | TTL | ±6 | 16 | 50 | 36 | 8 | -40 to 125 |

Schmitt-triggers

Types in **bold** represent new products

| Type number | Description | V _{CC} (V) | Logic switching levels | Output drive capability (mA) | t _{pd} (ns) | Output Load C _L (pF) | f _{max} (MHz) | Number of bits | T _{amb} (°C) |
|------------------|---|---------------------|------------------------|------------------------------|----------------------|---------------------------------|------------------------|----------------|-----------------------|
| 74HCT7541 | Octal buffer/line driver Schmitt-trigger; TTL-enabled (3-state) | 4.5 - 5.5 | TTL | ±6 | 16 | 50 | 36 | 8 | -40 to 125 |
| 74HCT9114 | 9-bit inverter Schmitt-trigger; open drain; TTL-enabled (3-state) | 4.5 - 5.5 | TTL | 4 | 13 | 50 | 36 | 9 | -40 to 125 |
| 74LV132 | Quad 2-input NAND gate Schmitt-trigger | 1.0 - 5.5 | TTL | ±12 | 10 | 50 | 30 | 4 | -40 to 125 |
| 74LV14 | Hex inverter Schmitt-trigger | 1.0 - 5.5 | TTL | ±12 | 13 | 50 | 30 | 6 | -40 to 125 |
| 74LV14A | Hex inverter Schmitt-trigger | 2.0 - 5.5 | CMOS | ±12 | 3.4 | 15 | 60 | 6 | -40 to 125 |
| 74LV7032A | Quad 2-input OR gate; Schmitt trigger | 2.0 - 5.5 | CMOS | ±12 | 4.3 | 15 | 45 | 4 | -40 to 125 |
| 74LVC132A | Quad 2-input NAND gate Schmitt-trigger | 1.2 - 3.6 | CMOS/LVTTL | ±24 | 3.4 | 50 | 175 | 4 | -40 to 125 |
| 74LVC14A | Hex inverter Schmitt-trigger | 1.2 - 3.6 | CMOS/LVTTL | ±24 | 3.2 | 50 | 175 | 6 | -40 to 125 |
| 74LVC1G14 | Single inverter Schmitt-trigger | 1.65 - 5.5 | CMOS/LVTTL | ±32 | 3.0 | 50 | 175 | 1 | -40 to 125 |
| 74LVC1G17 | Single buffer Schmitt-trigger | 1.65 - 5.5 | CMOS/LVTTL | ±32 | 3.0 | 50 | 175 | 1 | -40 to 125 |
| 74LVC1G57 | Configurable gate; Schmitt-trigger | 1.65 - 5.5 | CMOS/LVTTL | ±32 | 6.3 | 50 | 150 | 1 | -40 to 125 |
| 74LVC1G58 | Configurable gate; Schmitt-trigger | 1.65 - 5.5 | CMOS/LVTTL | ±32 | 6.3 | 50 | 150 | 1 | -40 to 125 |
| 74LVC1G97 | Configurable gate; Schmitt-trigger | 1.65 - 5.5 | CMOS/LVTTL | ±32 | 6.3 | 50 | 150 | 1 | -40 to 125 |
| 74LVC1G98 | Configurable gate; Schmitt-trigger | 1.65 - 5.5 | CMOS/LVTTL | ±32 | 6.3 | 50 | 150 | 1 | -40 to 125 |
| 74LVC1G99 | Configurable gate; Schmitt-trigger | 1.65 - 5.5 | CMOS/LVTTL | ±32 | 8.4 | 50 | 150 | 1 | -40 to 125 |
| 74LVC2G14 | Dual inverter Schmitt-trigger | 1.65 - 5.5 | CMOS/LVTTL | ±32 | 3.9 | 50 | 175 | 2 | -40 to 125 |
| 74LVC2G17 | Dual buffer Schmitt-trigger | 1.65 - 5.5 | CMOS/LVTTL | ±32 | 3.6 | 50 | 175 | 2 | -40 to 125 |
| 74LVC3G14 | Triple inverter Schmitt-trigger | 1.65 - 5.5 | CMOS/LVTTL | ±32 | 3.2 | 50 | 175 | 3 | -40 to 125 |
| 74LVC3G17 | Triple buffer Schmitt-trigger | 1.65 - 5.5 | CMOS/LVTTL | ±32 | 3.6 | 50 | 175 | 3 | -40 to 125 |
| 74LVT14 | Hex inverter Schmitt-trigger | 2.7 - 3.6 | TTL | ±32 | 3.8 | 50 | 150 | 6 | -40 to 125 |
| 74VHC14 | Hex inverter Schmitt-trigger | 2.0 - 5.5 | CMOS | ±8 | 3.2 | 50 | 60 | 6 | -40 to 125 |
| 74VHCT14 | Hex inverter Schmitt-trigger; TTL-enabled | 4.5 - 5.5 | TTL | ±8 | 4.1 | 50 | 60 | 6 | -40 to 125 |
| HEF40106B | Hex inverter Schmitt-trigger | 3.0 - 15 | CMOS | ±2.4 | 30 | 50 | 10 | 6 | -40 to 85 |
| HEF4093B | Quad 2-input NAND gate Schmitt-trigger | 3.0 - 15 | CMOS | ±2.4 | 30 | 50 | 10 | 4 | -40 to 125 |
| XC7SET14 | Single inverter Schmitt-trigger; TTL-enabled | 4.5 - 5.5 | TTL | ±8 | 4.1 | 50 | 60 | 1 | -40 to 125 |
| XC7SH14 | Single inverter Schmitt-trigger | 2.0 - 5.5 | CMOS | ±8 | 3.2 | 50 | 60 | 1 | -40 to 125 |
| XC7WH14 | Triple inverter Schmitt-trigger | 2.0 - 5.5 | CMOS | ±8 | 3.2 | 50 | 60 | 3 | -40 to 125 |
| XC7WT14 | Triple inverter Schmitt-trigger; TTL-enabled | 4.5 - 5.5 | TTL | ±8 | 4.1 | 50 | 60 | 3 | -40 to 125 |

Transceivers

| Type number | Description | V _{CC} (V) | Logic switching levels | Output drive capability (mA) | t _{pd} (ns) | Number of bits | f _{max} (MHz) | T _{vj} (°C) |
|---------------|--|---------------------|------------------------|------------------------------|----------------------|----------------|------------------------|----------------------|
| 74ABT162245A | 16-bit transceiver with 30 ohm termination resistors (3-state) | 4.5 - 5.5 | TTL | -32 / 12 | 3.0 | 16 | 100 | -40 to 85 |
| 74ABT16245B | 16-bit transceiver (3-state) | 4.5 - 5.5 | TTL | -32 / 64 | 2.3 | 16 | 150 | -40 to 85 |
| 74ABT245 | Octal transceiver (3-state) | 4.5 - 5.5 | TTL | -32 / 64 | 2.9 | 8 | 100 | -40 to 85 |
| 74ABTH162245A | 16-bit transceiver with bus hold and 30 ohm termination resistors (3-state) | 4.5 - 5.5 | TTL | -32 / 12 | 3.0 | 16 | 80 | -40 to 85 |
| 74AHC245 | Octal transceiver (3-state) | 2.0 - 5.5 | CMOS | ±8 | 3.5 | 8 | 60 | -40 to 125 |
| 74AHCT245 | Octal transceiver; TTL-enabled (3-state) | 4.5 - 5.5 | TTL | ±8 | 5.0 | 8 | 60 | -40 to 125 |
| 74AHCT245A | Octal transceiver; TTL-enabled (3-state) | 4.5 - 5.5 | TTL | ±8 | 3.0 | 8 | 60 | -40 to 125 |
| 74AHCV245A | Octal transceiver; Schmitt-trigger (3-state) | 1.8 - 5.5 | CMOS | ±16 | 3.2 | 8 | 60 | -40 to 125 |
| 74ALVC16245 | 16-bit transceiver (3-state) | 1.65 - 3.6 | TTL | ±24 | 1.9 | 16 | 150 | -40 to 85 |
| 74ALVC245 | Octal transceiver (3-state) | 1.65 - 3.6 | TTL | ±24 | 2.3 | 8 | 130 | -40 to 85 |
| 74ALVCH162245 | 16-bit transceiver with bus hold and 30 Ω termination resistors (3-state) | 1.65 - 3.6 | TTL | ±12 | 2.4 | 16 | 150 | -40 to 85 |
| 74ALVCH16245 | 16-bit transceiver with bus hold (3-state) | 1.65 - 3.6 | TTL | ±24 | 1.9 | 16 | 150 | -40 to 85 |
| 74ALVCH162601 | 18-bit universal bus transceiver with bus hold and 30 Ω termination resistors; positive-edge trigger (3-state) | 1.65 - 3.6 | TTL | ±12 | 3.1 | 18 | 150 | -40 to 85 |
| 74ALVCH16500 | 18-bit universal bus transceiver with bus hold; negative edge trigger (3-state) | 1.65 - 3.6 | TTL | ±24 | 2.9 | 18 | 150 | -40 to 85 |
| 74ALVCH16501 | 18-bit universal bus transceiver with bus hold; positive edge trigger (3-state) | 1.65 - 3.6 | TTL | ±24 | 2.8 | 18 | 150 | -40 to 85 |
| 74ALVCH16543 | 16-bit registered transceiver with bus hold (3-state) | 1.65 - 3.6 | TTL | ±24 | 3.8 | 16 | 150 | -40 to 85 |
| 74ALVCH16600 | 18-bit universal bus transceiver with bus hold; negative edge trigger (3-state) | 1.65 - 3.6 | TTL | ±24 | 2.8 | 18 | 150 | -40 to 85 |
| 74ALVCH16601 | 18-bit universal bus transceiver with bus hold; positive edge trigger (3-state) | 1.65 - 3.6 | TTL | ±24 | 2.8 | 18 | 150 | -40 to 85 |
| 74ALVCH16646 | 16-bit registered transceiver with bus hold (3-state) | 1.65 - 3.6 | TTL | ±24 | 2.6 | 16 | 150 | -40 to 85 |
| 74ALVCH16652 | 16-bit registered transceiver with bus hold (3-state) | 1.65 - 3.6 | TTL | ±24 | 2.6 | 16 | 150 | -40 to 85 |
| 74ALVCH16952 | 16-bit registered transceiver with bus hold (3-state) | 1.65 - 3.6 | TTL | ±24 | 3.2 | 16 | 150 | -40 to 85 |
| 74ALVT162245 | 16-bit transceiver with bus hold and 30 Ω termination resistors (3-state) | 2.3 - 3.6 | TTL | ±12 | 2.3 | 16 | 75 | -40 to 85 |
| 74AVC16245 | 16-bit transceiver (3-state) | 1.2 - 3.6 | CMOS | ±12 | 2.0 | 16 | 200 | -40 to 85 |
| 74AVC4T774 | 4-bit dual supply translating transceiver (3-state) | 0.8 - 3.6 | CMOS/ LVTTTL | ±12 | 3.5 | 4 | 200 | -40 to 125 |
| 74AVCH16245 | 16-bit transceiver with bus hold (3-state) | 1.2 - 3.6 | CMOS | ±12 | 2.0 | 16 | 200 | -40 to 85 |
| 74HC245 | Octal transceiver (3-state) | 2.0 - 6.0 | CMOS | ±7.8 | 7.0 | 8 | 36 | -40 to 125 |
| 74HCT245 | Octal transceiver; TTL-enabled (3-state) | 4.5 - 5.5 | TTL | ±6 | 10 | 8 | 36 | -40 to 125 |
| 74LV245 | Octal transceiver (3-state) | 1.0 - 5.5 | TTL | ±16 | 7.0 | 8 | 30 | -40 to 125 |
| 74LV245A | Octal transceiver (3-state) | 2.0 - 5.5 | CMOS | ±16 | 3 | 8 | 60 | -40 to 125 |
| 74LV245AT | Octal transceiver; TTL-enabled (3-state) | 4.5 - 5.5 | TTL | ±16 | 3 | 8 | 60 | -40 to 125 |
| 74LVC162245A | 16-bit transceiver with 30 Ω termination resistors (3-state) | 1.2 - 3.6 | CMOS/LVTTTL | ±12 | 3.3 | 16 | 175 | -40 to 125 |
| 74LVC16245A | 16-bit transceiver (3-state) | 1.2 - 3.6 | CMOS/LVTTTL | ±24 | 3.0 | 16 | 175 | -40 to 125 |
| 74LVC2245A | Octal transceiver with 30 Ω termination resistors (3-state) | 1.2 - 3.6 | CMOS/LVTTTL | ±12 | 3.3 | 8 | 175 | -40 to 125 |
| 74LVC245A | Octal transceiver (3-state) | 1.2 - 3.6 | CMOS/LVTTTL | ±24 | 2.9 | 8 | 175 | -40 to 125 |
| 74LVC32245A | 32-bit transceiver (3-state) | 1.2 - 3.6 | CMOS/LVTTTL | ±24 | 2.2 | 32 | 175 | -40 to 125 |
| 74LVCH162245A | 16-bit transceiver with bus hold and 30 Ω termination resistors (3-state) | 1.2 - 3.6 | CMOS/LVTTTL | ±12 | 3.3 | 16 | 175 | -40 to 125 |
| 74LVCH16245A | 16-bit transceiver with bus hold (3-state) | 1.2 - 3.6 | CMOS/LVTTTL | ±24 | 3.0 | 16 | 175 | -40 to 125 |
| 74LVCH245A | Octal transceiver with bus hold (3-state) | 1.2 - 3.6 | CMOS/LVTTTL | ±24 | 2.9 | 8 | 175 | -40 to 125 |

Transceivers

| Type number | Description | V _{CC} (V) | Logic switching levels | Output drive capability (mA) | t _{pd} (ns) | Number of bits | f _{max} (MHz) | T _{vj} (°C) |
|--------------|---|---------------------|------------------------|------------------------------|----------------------|----------------|------------------------|----------------------|
| 74LVT162245B | 16-bit transceiver with bus hold and 30 Ω termination resistors (3-state) | 2.7 - 3.6 | TTL | ±12 | 2.5 | 16 | 150 | -40 to 85 |
| 74LVT16245B | 16-bit transceiver with bus hold (3-state) | 2.7 - 3.6 | TTL | -32 / 64 | 1.9 | 16 | 150 | -40 to 85 |
| 74LVT16543A | 16-bit registered transceiver with bus hold (3-state) | 2.7 - 3.6 | TTL | -32 / 64 | 2.2 | 16 | 150 | -40 to 85 |
| 74LVT16543A | 16-bit registered transceiver with bus hold (3-state) | 2.7 - 3.6 | TTL | -32 / 64 | 2 | 16 | 150 | -40 to 85 |
| 74LVT2245 | Octal transceiver with bus hold and 30 Ω termination resistors (3-state) | 2.7 - 3.6 | TTL | ±12 | 3.2 | 8 | 150 | -40 to 85 |
| 74LVT245 | Octal transceiver (3-state) | 2.7 - 3.6 | TTL | -32 / 64 | 2.4 | 8 | 150 | -40 to 85 |
| 74LVT245B | Octal transceiver (3-state) | 2.7 - 3.6 | TTL | -32 / 64 | 2 | 8 | 150 | -40 to 85 |
| 74LVT640 | Octal transceiver with bus hold; inverting (3-state) | 2.7 - 3.6 | TTL | -32 / 64 | 2.4 | 8 | 150 | -40 to 85 |
| 74LVTH16245B | 16-bit transceiver with bus hold (3-state) | 2.7 - 3.6 | TTL | -32 / 64 | 1.9 | 16 | 150 | -40 to 85 |
| 74LVTH2245 | Octal transceiver with bus hold and 30 Ω termination resistors (3-state) | 2.7 - 3.6 | TTL | ±12 | 3.2 | 8 | 150 | -40 to 85 |
| 74LVTN16245B | 16-bit transceiver (3-state) | 2.7 - 3.6 | TTL | -32 / 64 | 1.9 | 16 | 150 | -40 to 85 |
| 74VHC245 | Octal transceiver (3-state) | 2.0 - 5.5 | CMOS | ±8 | 3.5 | 8 | 60 | -40 to 125 |
| 74VHCT245 | Octal transceiver; TTL-enabled (3-state) | 4.5 - 5.5 | TTL | ±8 | 5.0 | 8 | 60 | -40 to 125 |

Voltage translators (level-shifters)

| Type number | Description | V _{CC(A)} (V) | V _{CC(B)} (V) | Logic switching levels | Output drive capability (mA) | t _{pd} (ns) | Output Load C _L (pF) | Number of bits | T _{amb} (°C) |
|--------------|--|------------------------|------------------------|------------------------|------------------------------|----------------------|---------------------------------|----------------|-----------------------|
| 74ALVC164245 | 16-bit dual-supply voltage-translating transceiver (3-state) | 1.5 - 5.5 | 1.5 - 3.6 | CMOS/LVTTL | ±24 | 2.9 | 50 | 16 | -40 to 85 |
| 74AUP1T00 | Single supply 2-input voltage-translating NAND gate | 2.3 - 3.6 | n.a. | CMOS | ±4 | 3.7 | 15 | 1 | -40 to 125 |
| 74AUP1T02 | Single supply 2-input voltage-translating NOR gate | 2.3 - 3.6 | n.a. | CMOS | ±4 | 3.6 | 15 | 1 | -40 to 125 |
| 74AUP1T04 | Single supply voltage-translating inverter | 2.3 - 3.6 | n.a. | CMOS | ±4 | 3.6 | 15 | 1 | -40 to 125 |
| 74AUP1T08 | Single supply 2-input voltage-translating AND gate | 2.3 - 3.6 | n.a. | CMOS | ±4 | 3.6 | 15 | 1 | -40 to 125 |
| 74AUP1T14 | Single supply voltage-translating inverter | 2.3 - 3.6 | n.a. | CMOS | ±4 | 3.6 | 15 | 1 | -40 to 125 |
| 74AUP1T17 | Single supply voltage-translating buffer | 2.3 - 3.6 | n.a. | CMOS | ±4 | 3.6 | 15 | 1 | -40 to 125 |
| 74AUP1T32 | Single supply 2-input voltage-translating OR gate | 2.3 - 3.6 | n.a. | CMOS | ±4 | 3.6 | 15 | 1 | -40 to 125 |
| 74AUP1T34 | Single dual-supply translating buffer | 1.1 - 3.6 | 1.1 - 3.6 | CMOS | ±4 | 3.9 | 15 | 1 | -40 to 125 |
| 74AUP1T45 | Single dual-supply voltage-translating transceiver (3-state) | 1.1 - 3.6 | 1.1 - 3.6 | CMOS | ±4 | 4.5 | 15 | 1 | -40 to 125 |
| 74AUP1T50 | Single supply voltage-translating buffer | 2.3 - 3.6 | n.a. | CMOS | ±4 | 8.7 | 15 | 1 | -40 to 125 |
| 74AUP1T57 | Configurable gate with voltage-level translation | 2.3 - 3.6 | n.a. | CMOS | ±4 | 3.8 | 15 | 1 | -40 to 125 |
| 74AUP1T58 | Configurable gate with voltage-level translation | 2.3 - 3.6 | n.a. | CMOS | ±4 | 3.8 | 15 | 1 | -40 to 125 |
| 74AUP1T86 | Single supply 2-input voltage-translating XOR gate | 2.3 - 3.6 | n.a. | CMOS | ±4 | 8.7 | 15 | 1 | 0 |
| 74AUP1T87 | Single supply 2-input voltage-translating XNOR gate | 2.3 - 3.6 | n.a. | CMOS | ±4 | 8.7 | 15 | 1 | -40 to 125 |
| 74AUP1T97 | Configurable gate with voltage-level translation | 2.3 - 3.6 | n.a. | CMOS | ±4 | 3.8 | 15 | 1 | -40 to 125 |
| 74AUP1T98 | Configurable gate with voltage-level translation | 2.3 - 3.6 | n.a. | CMOS | ±4 | 3.8 | 15 | 1 | -40 to 125 |

Voltage translators (level-shifters)

Types in **bold** represent new products

| Type number | Description | V _{CC(A)} (V) | V _{CC(B)} (V) | Logic switching levels | Output drive capability (mA) | t _{pd} (ns) | Output Load C _L (pF) | Number of bits | T _{amb} (°C) |
|-------------------|--|------------------------|------------------------|------------------------|------------------------------|----------------------|---------------------------------|----------------|-----------------------|
| 74AVC1T1004 | 1-to-4 fan-out buffer | 0.8 - 3.6 | n.a. | CMOS/ LVTTTL | ±12 | 4.9 | 15 | 1 | -40 to 125 |
| 74AVC1T8128 | Single dual-supply translating 2-input NOR with enable | 0.8 - 3.6 | n.a. | CMOS/ LVTTTL | ±12 | 2.4 | 15 | 1 | -40 to 125 |
| 74AVC1T8832 | Single dual-supply translating 2-input OR with strobe | 0.8 - 3.6 | n.a. | CMOS/ LVTTTL | ±12 | 2.4 | 15 | 1 | -40 to 125 |
| 74AVC16T245 | 16-bit dual-supply voltage-translating transceiver (3-state) | 0.8 - 3.6 | 0.8 - 3.6 | CMOS/ LVTTTL | ±12 | 2.1 | 30 | 16 | -40 to 125 |
| 74AVC1T1022 | 1-to-4 fan out buffer | 0.8 - 3.6 | 0.8 - 3.6 | CMOS/ LVTTTL | ±12 | 2.1 | 30 | 1 | -40 to 125 |
| 74AVC1T45 | Single dual-supply voltage-translating transceiver (3-state) | 0.8 - 3.6 | 0.8 - 3.6 | CMOS/ LVTTTL | ±12 | 2.1 | 30 | 1 | -40 to 125 |
| 74AVC20T245 | 20-bit dual-supply voltage-translating transceiver (3-state) | 0.8 - 3.6 | 0.8 - 3.6 | CMOS/ LVTTTL | ±12 | 3.5 | 30 | 20 | -40 to 125 |
| 74AVC2T245 | 2-bit dual-supply voltage-translating transceiver | 0.8 - 3.6 | 0.8 - 3.6 | CMOS/ LVTTTL | ±12 | 2.1 | 30 | 2 | -40 to 125 |
| 74AVC2T45 | Dual-bit dual-supply voltage-translating transceiver (3-state) | 0.8 - 3.6 | 0.8 - 3.6 | CMOS/ LVTTTL | ±12 | 2.1 | 30 | 2 | -40 to 125 |
| 74AVC32T245 | 32-bit dual-supply voltage-translating transceiver (3-state) | 0.8 - 3.6 | 0.8 - 3.6 | CMOS/ LVTTTL | ±12 | 2.1 | 30 | 32 | -40 to 125 |
| 74AVC4T245 | 4-bit dual-supply voltage-translating transceiver (3-state) | 0.8 - 3.6 | 0.8 - 3.6 | CMOS/ LVTTTL | ±12 | 2.1 | 30 | 4 | -40 to 125 |
| 74AVC4T774 | 4-bit dual supply translating transceiver (3-state) | 0.8 - 3.6 | 0.8 - 3.6 | CMOS/ LVTTTL | ±12 | 3.5 | 15 | 4 | -40 to 125 |
| 74AVC4T3144 | 4-bit dual-supply buffer/level-translator (3-state) | 0.8 - 3.6 | 0.8 - 3.6 | CMOS/ LVTTTL | ±12 | 3.5 | 15 | 4 | -40 to 125 |
| 74AVC4TD245 | 4-bit dual-supply voltage-translating transceiver (3-state) | 0.8 - 3.6 | 0.8 - 3.6 | CMOS/ LVTTTL | ±12 | 2.1 | 30 | 4 | -40 to 125 |
| 74AVC8T245 | 8-bit dual-supply voltage-translating transceiver (3-state) | 0.8 - 3.6 | 0.8 - 3.6 | CMOS/ LVTTTL | ±12 | 2.1 | 30 | 8 | -40 to 125 |
| 74AVCH16T245 | 16-bit dual-supply voltage-translating transceiver with bus hold (3-state) | 0.8 - 3.6 | 0.8 - 3.6 | CMOS/ LVTTTL | ±12 | 2.1 | 30 | 16 | -40 to 125 |
| 74AVCH1T45 | Single dual-supply voltage-translating transceiver with bus hold (3-state) | 0.8 - 3.6 | 0.8 - 3.6 | CMOS/ LVTTTL | ±12 | 2.1 | 30 | 1 | -40 to 125 |
| 74AVCH20T245 | 20-bit dual-supply voltage-translating transceiver with bus hold (3-state) | 0.8 - 3.6 | 0.8 - 3.6 | CMOS/ LVTTTL | ±12 | 3.5 | 30 | 20 | -40 to 125 |
| 74AVCH2T45 | Dual-bit dual-supply voltage-translating transceiver with bus hold (3-state) | 0.8 - 3.6 | 0.8 - 3.6 | CMOS/ LVTTTL | ±12 | 2.1 | 30 | 2 | -40 to 125 |
| 74AVCH4T245 | 4-bit dual-supply voltage-translating transceiver with bus hold (3-state) | 0.8 - 3.6 | 0.8 - 3.6 | CMOS/ LVTTTL | ±12 | 2.1 | 30 | 4 | -40 to 125 |
| 74AVCH8T245 | 8-bit dual-supply voltage translating transceiver with bus hold (3-state) | 0.8 - 3.6 | 0.8 - 3.6 | CMOS | ±12 | 2.1 | 15 | 8 | -40 to 125 |
| 74AXP1T125 | Dual-supply buffer/line driver (3-state) | 0.7 - 2.75 | 1.2 - 5.5 | CMOS | ±12 | 4.8 | 50 | 1 | -40 to 125 |
| 74AXP1T14 | Dual-supply schmitt-trigger inverter | 0.7 - 2.75 | 1.2 - 5.5 | CMOS | ±12 | 3.4 | 50 | 1 | -40 to 125 |
| 74AXP1T32 | Dual-supply 2-input or gate | 0.7 - 2.75 | 1.2 - 5.5 | CMOS | ±12 | 3.4 | 50 | 1 | -40 to 125 |
| 74AXP1T34 | Single dual-supply voltage-translating buffer | 0.7 - 2.75 | 1.2 - 5.5 | CMOS | ±12 | 3.4 | 50 | 1 | -40 to 125 |
| 74AXP1T57 | Schmitt-trigger inputs. Dual supply configurable multiple function gate | 0.7 - 2.75 | 1.2 - 5.5 | CMOS | ±12 | 4.8 | 50 | 1 | -40 to 85 |
| 74AXP2T08 | Dual-supply 2-input AND gate | 0.7 - 2.75 | 1.2 - 5.5 | CMOS | ±12 | 4.8 | 50 | 1 | -40 to 125 |
| 74AXP2T3407 | Dual-supply single buffer and single buffer with open drain | 0.7 - 2.75 | 1.2 - 5.5 | CMOS | ±12 | 4.8 | 50 | 1 | -40 to 125 |
| 74AXP4T245 | 4-bit dual supply translating transceiver; 3-state | 0.9 - 5.5 | 0.9 - 5.5 | CMOS | ±12 | 9.1 | 50 | 4 | -40 to 125 |
| 74HC4049 | Hex inverter with 15 V-tolerant inputs | 2.0 - 6.0 | n.a. | CMOS | ±5.2 | 8.0 | 50 | 6 | -40 to 125 |
| 74HC4050 | Hex buffer with 15 V-tolerant inputs | 2.0 - 6.0 | n.a. | CMOS | ±5.2 | 7.0 | 50 | 6 | -40 to 125 |
| 74LV1T00 | Single supply 2-input translating NAND gate | 1.6 - 5.5 | n.a. | CMOS | ±8 | 3.1 | 15 | 1 | -40 to 125 |
| 74LV1T02 | Single supply 2-input translating NOR gate | 1.6 - 5.5 | n.a. | CMOS | ±8 | 3.1 | 15 | 1 | -40 to 125 |
| 74LV1T04 | Single supply translating inverter | 1.6 - 5.5 | n.a. | CMOS | ±8 | 4.1 | 15 | 1 | -40 to 125 |

Voltage translators (level-shifters)

Types in **bold** represent new products

| Type number | Description | V _{CC(A)} (V) | V _{CC(B)} (V) | Logic switching levels | Output drive capability (mA) | t _{pd} (ns) | Output Load C _L (pF) | Number of bits | T _{amb} (°C) |
|----------------|--|------------------------|------------------------|------------------------|------------------------------|----------------------|---------------------------------|----------------|-----------------------|
| 74LV1T08 | Single supply 2-input translating AND gate | 1.6 - 5.5 | n.a. | CMOS | ±8 | 4.1 | 15 | 1 | -40 to 125 |
| 74LV1T32 | Single supply 2-input translating OR gate | 1.6 - 5.5 | n.a. | CMOS | ±8 | 3.2 | 15 | 1 | -40 to 125 |
| 74LV1T34 | Single supply translating buffer | 1.6 - 5.5 | n.a. | CMOS | ±8 | 3.1 | 15 | 1 | -40 to 125 |
| 74LV1T86 | Single supply 2-input translating XOR gate | 1.6 - 5.5 | n.a. | CMOS | ±8 | 3.4 | 15 | 1 | -40 to 125 |
| 74LV1T87 | Single supply 2-input translating XNOR gate | 1.6 - 5.5 | n.a. | CMOS | ±8 | 3.4 | 15 | 1 | -40 to 125 |
| 74LV1T125 | Single supply translating buffer / line driver (3-state) | 1.6 - 5.5 | n.a. | CMOS | ±8 | 3.2 | 15 | 1 | -40 to 125 |
| 74LV1T126 | Single supply translating buffer / line driver (3-state) | 1.6 - 5.5 | n.a. | CMOS | ±8 | 2.9 | 15 | 1 | -40 to 125 |
| 74LVC1T45 | Single dual-supply voltage-translating transceiver (3-state) | 1.2 - 5.5 | 1.2 - 5.5 | CMOS/ LVTTTL | ±24 | 2.5 | 50 | 1 | -40 to 125 |
| 74LVC2T45 | Dual-bit dual-supply voltage-translating transceiver (3-state) | 1.2 - 5.5 | 1.2 - 5.5 | CMOS/ LVTTTL | ±24 | 2.5 | 50 | 2 | -40 to 125 |
| 74LVC4245 | 8-bit dual-supply voltage-translating transceiver (3-state) | 1.2 - 5.5 | 1.2 - 5.5 | CMOS/ LVTTTL | ±24 | 3.5 | 50 | 8 | -40 to 125 |
| 74LVC4245A | 8-bit dual-supply voltage translating transceiver (3-state) | 1.2 - 5.5 | 1.2 - 5.5 | CMOS/ LVTTTL | ±24 | 3.5 | 50 | 8 | -40 to 125 |
| 74LVC8T245 | 8-bit dual-supply voltage-translating transceiver (3-state) | 1.2 - 5.5 | 1.2 - 5.5 | CMOS/ LVTTTL | ±24 | 3.5 | 50 | 8 | -40 to 125 |
| 74LVC8T595 | Dual supply 8-bit serial-in/serial-out or parallel-out shift register; 3-state | 1.1 - 5.5 | 1.1 - 5.5 | CMOS/ LVTTTL | ±24 | 4.1 | 15 | 8 | -40 to 125 |
| 74LVCH1T45 | Single dual-supply voltage-translating transceiver with bus hold (3-state) | 1.2 - 5.5 | 1.2 - 5.5 | CMOS/ LVTTTL | ±24 | 2.5 | 50 | 1 | -40 to 125 |
| 74LVCH2T45 | Dual-bit dual-supply voltage-translating transceiver with bus hold (3-state) | 1.2 - 5.5 | 1.2 - 5.5 | CMOS/ LVTTTL | ±24 | 2.5 | 50 | 2 | -40 to 125 |
| 74LVCH8T245 | 8-bit dual-supply voltage-translating transceiver with bus hold (3-state) | 1.2 - 5.5 | 1.2 - 5.5 | CMOS/ LVTTTL | ±24 | 3.5 | 50 | 8 | -40 to 125 |
| HEF4104B | Quad low-to-high voltage translator (3-state) | 3.0 - 15 | 3.0 - 15 | CMOS | ±2.4 | 3.4 | 50 | 16 | -40 to 85 |
| LSF0108 | 8-bit bidirectional translator; open-drain; push-pull | 0.95 - 5.0 | 0.95 - 5.0 | CMOS | +64 | 1.5 | 30 | 8 | -40 to 125 |
| NXB0104 | Dual supply translator; auto direction sensing (3-state) | 1.2 - 3.6 | 1.65 - 5.5 | CMOS | ±0.02 | 4.9 | 15 | 4 | -40 to 125 |
| NXS0104 | Dual supply translating transceiver; open drain; autosense | 1.65 - 3.6 | 2.3 - 5.5 | CMOS | -0.02/+1 | 4.1 | 15 | 4 | -40 to 125 |

Analog Switches

| Type number | Description | V _{CC} (V) | Logic switching levels | R _{ON} (Ω) | R _{ON(FLAT)} (Ω) | F _(-3dB) (MHz) | T _{HD} (%) | X _{talk} (dB) | T _{amb} (°C) |
|-------------|---|---------------------|------------------------|---------------------|---------------------------|---------------------------|---------------------|------------------------|-----------------------|
| 74AHC1G66 | Single-pole, single-throw analog switch | 2.0 - 5.5 | CMOS | 40 | 14 | 280 | 0.015 | | -40 to 125 |
| 74AHC1G66 | Single-pole, single-throw analog switch; TTL-enabled | 4.5 - 5.5 | TTL | 40 | 14 | 280 | 0.015 | | -40 to 125 |
| 74HC1G66 | Single-pole, single-throw analog switch | 2.0 - 9.0 | CMOS | 105 | 23 | 200 | 0.02 | | -40 to 125 |
| 74HC2G66 | Dual single-pole, single-throw analog switch | 2.0 - 9.0 | CMOS | 105 | 23 | 200 | 0.02 | -60 | -40 to 125 |
| 74HC4016 | Quad single-pole, single-throw analog switch | 2.0 - 10 | CMOS | 300 | 80 | 160 | 0.4 | -60 | -40 to 125 |
| 74HC4051 | Single-pole, octal-throw analog switch | 2.0 - 10 | CMOS | 200 | 20 | 180 | 0.02 | | -40 to 125 |
| 74HC4052 | Dual single-pole, quad-throw analog switch | 2.0 - 10 | CMOS | 200 | 20 | 180 | 0.02 | -60 | -40 to 125 |
| 74HC4053 | Triple single-pole, double-throw analog switch | 2.0 - 10 | CMOS | 200 | 20 | 170 | 0.02 | | -40 to 125 |
| 74HC4066 | Quad single-pole, single-throw analog switch | 2.0 - 10 | CMOS | 105 | 23 | 200 | 0.02 | -60 | -40 to 125 |
| 74HC4067 | Single-pole, 16-throw analog switch | 2.0 - 10 | CMOS | 200 | 25 | 100 | 0.02 | | -40 to 125 |
| 74HC4316 | Quad single-pole, single-throw analog switch with translation | 2.0 - 10 | CMOS | 300 | 80 | 160 | 0.4 | -60 | -40 to 125 |

Analog Switches

| Type number | Description | V _{CC} (V) | Logic switching levels | R _{ON} (Ω) | R _{ON(FLAT)} (Ω) | f _(-3dB) (MHz) | T _{HD} (%) | X _{talk} (dB) | T _{amb} (°C) |
|-------------|--|---------------------|------------------------|---------------------|---------------------------|---------------------------|---------------------|------------------------|-----------------------|
| 74HC4351 | Single-pole, octal-throw analog switch with latch | 2.0 - 10 | CMOS | 200 | 20 | 180 | 0.02 | | -40 to 125 |
| 74HC4851 | Single-pole, octal-throw analog switch | 2.0 - 10 | CMOS | 220 | | | | | -40 to 125 |
| 74HC4852 | Dual single-pole, quad-throw analog switch; TTL-enabled | 2.0 - 10 | CMOS | 220 | | | | | -40 to 125 |
| 74HCT1G66 | Single-pole, single-throw analog switch; TTL-enabled | 4.5 - 5.5 | TTL | 118 | 23 | 180 | 0.04 | | -40 to 125 |
| 74HCT2G66 | Dual single-pole, single-throw analog switch; TTL-enabled | 4.5 - 5.5 | TTL | 118 | 23 | 180 | 0.04 | -60 | -40 to 125 |
| 74HCT4051 | Single-pole, octal-throw analog switch; TTL-enabled | 4.5 - 5.5 | TTL | 225 | 20 | 170 | 0.04 | | -40 to 125 |
| 74HCT4052 | Dual single-pole, quad-throw analog switch; TTL-enabled | 4.5 - 5.5 | TTL | 225 | 20 | 170 | 0.04 | -60 | -40 to 125 |
| 74HCT4053 | Triple single-pole, double-throw analog switch; TTL-enabled | 4.5 - 5.5 | TTL | 225 | 20 | 160 | 0.04 | | -40 to 125 |
| 74HCT4066 | Quad single-pole, single-throw analog switch; TTL-enabled | 4.5 - 5.5 | TTL | 118 | 23 | 180 | 0.04 | -60 | -40 to 125 |
| 74HCT4067 | Single-pole, 16-throw analog switch; TTL-enabled | 4.5 - 5.5 | TTL | 225 | 25 | 90 | 0.04 | | -40 to 125 |
| 74HCT4316 | Quad single-pole, single-throw analog switch with translation; TTL-enabled | 4.5 - 5.5 | TTL | 400 | 50 | 150 | 0.8 | -60 | -40 to 125 |
| 74HCT4351 | Single-pole, octal-throw analog switch with latch; TTL-enabled | 4.5 - 5.5 | TTL | 225 | 20 | 170 | 0.04 | | -40 to 125 |
| 74HCT4851 | Single-pole, octal-throw analog switch; TTL-enabled | 4.5 - 5.5 | TTL | 240 | | | | | -40 to 125 |
| 74HCT4852 | Dual single-pole, quad-throw analog switch; TTL-enabled | 4.5 - 5.5 | TTL | 240 | | | | | -40 to 125 |
| 74LV4051 | Single-pole, octal-throw analog switch | 1.0 - 6.0 | TTL | 135 | 35 | 200 | 0.4 | -60 | -40 to 125 |
| 74LV4052 | Dual single-pole, quad-throw analog switch | 1.0 - 6.0 | TTL | 125 | 15 | 180 | 0.4 | -60 | -40 to 125 |
| 74LV4053 | Triple single-pole, double-throw analog switch | 1.0 - 6.0 | TTL | 150 | 30 | 180 | 0.4 | -60 | -40 to 125 |
| 74LV4066 | Quad single-pole, single-throw analog switch | 1.0 - 6.0 | TTL | 50 | 3.0 | 180 | 0.02 | -60 | -40 to 125 |
| 74LVC1G3157 | Single-pole, double-throw analog switch | 1.65 - 5.5 | CMOS/LVTTL | 15 | 1.5 | 300 | 0.078 | | -40 to 125 |
| 74LVC1G384 | Single-pole, single-throw analog switch | 1.65 - 5.5 | CMOS/LVTTL | 15 | 1.5 | 440 | 0.001 | | -40 to 125 |
| 74LVC1G53 | Single-pole, double-throw analog switch | 1.65 - 5.5 | CMOS/LVTTL | 15 | 1.5 | 300 | 0.078 | | -40 to 125 |
| 74LVC1G66 | Single-pole, single-throw analog switch | 1.65 - 5.5 | CMOS/LVTTL | 15 | 1.5 | 440 | 0.001 | | -40 to 125 |
| 74LVC2G3157 | Dual single-pole, double-throw analog switch | 1.65 - 5.5 | CMOS/LVTTL | 15 | 1.5 | 300 | 0.078 | -54 | -40 to 125 |
| 74LVC2G53 | Single-pole, double-throw analog switch | 1.65 - 5.5 | CMOS/LVTTL | 15 | 1.5 | 300 | 0.078 | | -40 to 125 |
| 74LVC2G66 | Dual single-pole, single-throw analog switch | 1.65 - 5.5 | CMOS/LVTTL | 15 | 1.5 | 440 | 0.005 | -56 | -40 to 125 |
| 74LVC4066 | Quad single-pole, single-throw analog switch | 1.65 - 5.5 | CMOS/LVTTL | 15 | 1.5 | 440 | 0.005 | -58 | -40 to 125 |
| 74LVCV2G66 | Dual single-pole, single-throw analog switch; overvoltage tolerant | 2.3 - 5.5 | CMOS/LVTTL | 15 | 3.0 | 210 | 0.01 | -55 | -40 to 125 |
| HEF4016B | Quad single-pole, single-throw analog switch | 3.0 - 15 | CMOS | 350 | 65 | 90 | 0.04 | -50 | -40 to 85 |
| HEF4051B | Single-pole, octal-throw analog switch | 3.0 - 15 | CMOS | 175 | 30 | 70 | 0.04 | -50 | -40 to 85 |
| HEF4052B | Dual single-pole, quad-throw analog switch | 3.0 - 15 | CMOS | 175 | 30 | 70 | 0.04 | -50 | -40 to 85 |
| HEF4053B | Triple single-pole, double-throw analog switch | 3.0 - 15 | CMOS | 175 | 30 | 70 | 0.04 | -50 | -40 to 85 |
| HEF4066B | Quad single-pole, single-throw analog switch | 3.0 - 15 | CMOS | 175 | 20 | 90 | 0.04 | -50 | -40 to 85 |
| HEF4067B | Single-pole, 16-throw analog switch | 3.0 - 15 | CMOS | 175 | 20 | 13 | 0.04 | -50 | -40 to 85 |

Bus Switches

| Type number | Description | V _{CC} (V) | V _{PASS} (V) | Logic switching levels | R _{ON} (Ω) | f _(-3dB) (MHz) | Number of bits | t _{pd} (ns) | T _{amb} (°C) |
|--------------|---|---------------------|-----------------------|------------------------|---------------------|---------------------------|----------------|----------------------|-----------------------|
| 74CB3Q3253 | Dual 1-of-4 FET multiplexer/ demultiplexer with charge pump | 2.3 - 3.6 | V _{CC} | CMOS/LVTTL | 4 | 500 | 2 | 0.2 | -40 to 85 |
| 74CB3Q3257 | Quad 1-of-2 FET multiplexer/ demultiplexer with charge pump | 2.3 - 3.6 | V _{CC} | CMOS/LVTTL | 4 | 500 | 4 | 0.2 | -40 to 85 |
| 74CBTLV16211 | 24-bit bus switch | 2.3 - 3.6 | 3.3 | CMOS/LVTTL | 7 | 400 | 10 | 0.2 | -40 to 125 |
| 74CBTLV1G125 | Single bus switch | 2.3 - 3.6 | 3.3 | CMOS/LVTTL | 7 | 400 | 1 | 0.2 | -40 to 125 |
| 74CBTLV3125 | Quad bus switch | 2.3 - 3.6 | 3.3 | CMOS/LVTTL | 7 | 400 | 4 | 0.2 | -40 to 125 |
| 74CBTLV3126 | Quad bus switch | 2.3 - 3.6 | 3.3 | CMOS/LVTTL | 7 | 400 | 4 | 0.2 | -40 to 125 |
| 74CBTLV3244 | Octal bus switch | 2.3 - 3.6 | 3.3 | CMOS/LVTTL | 7 | 400 | 8 | 0.2 | -40 to 125 |
| 74CBTLV3245 | Octal bus switch | 2.3 - 3.6 | 3.3 | CMOS/LVTTL | 7 | 400 | 8 | 0.2 | -40 to 125 |
| 74CBTLV3253 | Dual 4:1 mux/demux | 2.3 - 3.6 | 3.3 | CMOS/LVTTL | 7 | 400 | 2 | 0.2 | -40 to 125 |
| 74CBTLV3257 | Quad 2:1 mux/demux | 2.3 - 3.6 | 3.3 | CMOS/LVTTL | 7 | 400 | 4 | 0.2 | -40 to 125 |
| 74CBTLV3306 | 2-bit bus switch | 2.3 - 3.6 | 5.0 | CMOS/LVTTL | 7 | 400 | 2 | 0.2 | -40 to 125 |
| 74CBTLV3384 | 10-bit bus switch | 2.3 - 3.6 | 3.3 | CMOS/LVTTL | 7 | 400 | 10 | 0.2 | -40 to 125 |
| 74CBTLV3861 | 10-bit bus switch | 2.3 - 3.6 | 3.3 | CMOS/LVTTL | 7 | 400 | 10 | 0.2 | -40 to 125 |
| 74CBTLVD3244 | Octal bus switch level translator | 3.0 - 3.6 | 1.8 | CMOS/LVTTL | 7 | 400 | 8 | 0.2 | -40 to 125 |
| 74CBTLVD3245 | Octal bus switch level translator | 3.0 - 3.6 | 1.8 | CMOS/LVTTL | 7 | 400 | 8 | 0.2 | -40 to 125 |
| 74CBTLVD3384 | 10-bit bus switch level translator | 3.0 - 3.6 | 1.8 | CMOS/LVTTL | 7 | 400 | 10 | 0.2 | -40 to 125 |
| 74CBTLVD3861 | 10-bit bus switch level translator | 3.0 - 3.6 | 1.8 | CMOS/LVTTL | 7 | 400 | 10 | 0.2 | -40 to 125 |
| CBT16210 | 20-bit bus switch | 4.5 - 5.5 | 3.9 | TTL | 7 | 300 | 20 | 0.25 | -40 to 85 |
| CBT3125 | Quad bus switch | 4.5 - 5.5 | 3.9 | TTL | 7 | 300 | 4 | 0.25 | -40 to 85 |
| CBT3244A | Octal bus switch | 4.5 - 5.5 | 3.9 | TTL | 7 | 300 | 8 | 0.25 | -40 to 85 |
| CBT3245A | Octal bus switch | 4.5 - 5.5 | 3.9 | TTL | 7 | 300 | 8 | 0.25 | -40 to 85 |
| CBT3251 | 8:1 mux/demux | 4.5 - 5.5 | 3.9 | TTL | 7 | 300 | 8 | 0.25 | -40 to 85 |
| CBT3253 | Dual 4:1 mux/demux | 4.5 - 5.5 | 3.9 | TTL | 7 | 300 | 2 | 0.25 | -40 to 85 |
| CBT3253A | Dual 4:1 mux/demux | 4.5 - 5.5 | 3.9 | TTL | 7 | 300 | 2 | 0.25 | -40 to 85 |
| CBT3257A | Quad 2:1 mux/demux | 4.5 - 5.5 | 3.9 | TTL | 7 | 300 | 4 | 0.25 | -40 to 85 |
| CBT3306 | Dual bus switch | 4.5 - 5.5 | 3.9 | TTL | 7 | 300 | 2 | 0.25 | -40 to 85 |
| CBT3861 | 10-bit bus switch | 4.5 - 5.5 | 3.9 | TTL | 7 | 300 | 10 | 0.25 | -40 to 85 |
| CBTD16210 | 20-bit bus switch level translator | 4.5 - 5.5 | 3.3 | TTL | 7 | 300 | 20 | 0.25 | -40 to 85 |
| CBTD3306 | Dual bus switch level translator | 4.5 - 5.5 | 3.3 | TTL | 7 | 300 | 2 | 0.25 | -40 to 85 |
| CBTD3384 | 10-bit bus switch level translator | 4.5 - 5.5 | 3.3 | TTL | 7 | 300 | 10 | 0.25 | -40 to 85 |
| CBTD3861 | 10-bit bus switch level translator | 4.5 - 5.5 | 3.3 | TTL | 7 | 300 | 10 | 0.25 | -40 to 85 |

Decoders/Demultiplexers

| Type number | Description | V _{CC} (V) | Logic switching levels | Output drive capability (mA) | t _{pd} (ns) | Output Load C _L (pF) | T _{amb} (°C) |
|-------------|---|---------------------|------------------------|------------------------------|----------------------|---------------------------------|-----------------------|
| 74AHC138 | 3-to-8 line decoder/demultiplexer; inverting | 2.0 - 5.5 | CMOS | ±8 | 4.4 | 50 | -40 to 125 |
| 74AHC139 | Dual 2-to-4 line decoder/demultiplexer | 2.0 - 5.5 | CMOS | ±8 | 3.9 | 50 | -40 to 125 |
| 74AHCT138 | 3-to-8 line decoder/demultiplexer; inverting; TTL-enabled | 4.5 - 5.5 | TTL | ±8 | 4.4 | 50 | -40 to 125 |
| 74AHCT139 | Dual 2-to-4 line decoder/demultiplexer; TTL-enabled | 4.5 - 5.5 | TTL | ±8 | 3.6 | 50 | -40 to 125 |
| 74AUP1G18 | 1-to-2 demultiplexer (3-state) | 1.1 - 3.6 | CMOS | ±1.9 | 3.2 | 30 | -40 to 125 |
| 74AUP1G19 | 1-to-2 decoder/demultiplexer | 1.1 - 3.6 | CMOS | ±1.9 | 3.0 | 30 | -40 to 125 |
| 74HC137 | 3-to-8 line decoder/demultiplexer with address latches; inverting | 2.0 - 6.0 | CMOS | ±5.2 | 18 | 50 | -40 to 125 |
| 74HC138 | 3-to-8 line decoder/demultiplexer; inverting | 2.0 - 6.0 | CMOS | ±5.2 | 12 | 50 | -40 to 125 |
| 74HC139 | Dual 2-to-4 line decoder/demultiplexer | 2.0 - 6.0 | CMOS | ±5.2 | 14 | 50 | -40 to 125 |
| 74HC154 | 4-to-16 line decoder/demultiplexer | 2.0 - 6.0 | CMOS | ±5.2 | 11 | 50 | -40 to 125 |
| 74HC237 | 3-to-8 decoder/demultiplexer with address latches | 2.0 - 6.0 | CMOS | ±5.2 | 18 | 50 | -40 to 125 |
| 74HC238 | 3-to-8 decoder/demultiplexer | 2.0 - 6.0 | CMOS | ±5.2 | 14 | 50 | -40 to 125 |
| 74HC42 | BCD to decimal decoder (1-of-10) | 2.0 - 6.0 | CMOS | ±5.2 | 17 | 50 | -40 to 125 |
| 74HC4511 | BCD to 7-segment latch/decoder/driver with lamp test input | 2.0 - 6.0 | CMOS | -10 | 28 | 50 | -40 to 125 |
| 74HC4514 | 4-to-16 decoder/demultiplexer with address latches | 2.0 - 6.0 | CMOS | ±5.2 | 27 | 50 | -40 to 125 |
| 74HC4515 | 4-to-16 decoder/demultiplexer with address latches; inverting | 2.0 - 6.0 | CMOS | ±5.2 | 29 | 50 | -40 to 125 |
| 74HCT138 | 3-to-8 line decoder/demultiplexer; inverting; TTL-enabled | 4.5 - 5.5 | TTL | ±4 | 19 | 50 | -40 to 125 |
| 74HCT139 | Dual 2-to-4 line decoder/demultiplexer; TTL-enabled | 4.5 - 5.5 | TTL | ±4 | 16 | 50 | -40 to 125 |
| 74HCT154 | 4-to-16 line decoder/demultiplexer; TTL-enabled | 4.5 - 5.5 | TTL | ±4 | 13 | 50 | -40 to 125 |
| 74HCT238 | 3-to-8 decoder/demultiplexer; TTL-enabled | 4.5 - 5.5 | TTL | ±4 | 18 | 50 | -40 to 125 |
| 74HCT4511 | BCD to 7-segment latch/decoder/driver with lamp test input; TTL-enabled | 4.5 - 5.5 | TTL | -10 | 28 | 50 | -40 to 125 |
| 74HCT4514 | 4-to-16 decoder/demultiplexer with address latches; TTL-enabled | 4.5 - 5.5 | TTL | ±4 | 30 | 50 | -40 to 125 |
| 74LV138 | 3-to-8 line decoder/demultiplexer; inverting | 1.0 - 5.5 | TTL | ±12 | 12 | 50 | -40 to 125 |
| 74LVC138A | 3-to-8 line decoder/demultiplexer; inverting | 1.2 - 3.6 | CMOS/LVTTL | ±24 | 2.7 | 50 | -40 to 125 |
| 74LVC139 | Dual 2-to-4 line decoder/demultiplexer | 1.2 - 3.6 | CMOS/LVTTL | ±24 | 2.5 | 50 | -40 to 125 |
| 74LVC1G18 | 1-to-2 demultiplexer (3-state) | 1.65 - 5.5 | CMOS/LVTTL | ±32 | 2.3 | 50 | -40 to 125 |
| 74LVC1G19 | 1-to-2 decoder/demultiplexer | 1.65 - 5.5 | CMOS/LVTTL | ±32 | 1.8 | 50 | -40 to 125 |
| HEF4028B | 1-of-10 decoder | 3.0 - 15.0 | CMOS | ±2.4 | 30 | 50 | -40 to 85 |
| HEF4543B | BCD to 7-segment latch/decoder/driver with phase input | 3.0 - 15.0 | CMOS | ±2.4 | 55 | 50 | -40 to 85 |
| HEF4555B | Dual 1-to-4 line decoder/demultiplexer | 3.0 - 15.0 | CMOS | ±2.4 | 30 | 50 | -40 to 85 |

Digital Multiplexers

| Type number | Description | V _{CC} (V) | Logic switching levels | Output drive capability (mA) | Output Load C _L (pF) | t _{pd} (ns) | T _{amb} (°C) |
|-------------|---|---------------------|------------------------|------------------------------|---------------------------------|----------------------|-----------------------|
| 74AHC157 | Quad 2-input multiplexer | 2.0 - 5.5 | CMOS | ±8 | 50 | 3.2 | -40 to 125 |
| 74AHC257 | Quad 2-input multiplexer (3-state) | 2.0 - 5.5 | CMOS | ±8 | 50 | 2.9 | -40 to 125 |
| 74AHCT157 | Quad 2-input multiplexer; TTL-enabled | 4.5 - 5.5 | TTL | ±8 | 50 | 3.2 | -40 to 125 |
| 74AHCT257 | Quad 2-input multiplexer; TTL-enabled (3-state) | 4.5 - 5.5 | TTL | ±8 | 50 | 3.7 | -40 to 125 |
| 74AUP1G157 | Single 2-input multiplexer | 1.1 - 3.6 | CMOS | ±1.9 | 30 | 3.2 | -40 to 125 |
| 74AUP1G158 | Single 2-input multiplexer; inverting | 1.1 - 3.6 | CMOS | ±1.9 | 30 | 3.2 | -40 to 125 |
| 74AUP2G157 | Single 2-input multiplexer | 1.1 - 3.6 | CMOS | ±1.9 | 30 | 3.4 | -40 to 125 |
| 74AXP1G157 | Single 2-input multiplexer | 0.7 - 2.75 | CMOS | ±4.5 | 5 | 2.7 | -40 to 85 |
| 74HC151 | 8-input multiplexer | 2.0 - 6.0 | CMOS | ±5.2 | 50 | 17 | -40 to 125 |
| 74HC153 | Dual 4-input multiplexer | 2.0 - 6.0 | CMOS | ±5.2 | 50 | 17 | -40 to 125 |
| 74HC157 | Quad 2-input multiplexer | 2.0 - 6.0 | CMOS | ±5.2 | 50 | 11 | -40 to 125 |
| 74HC158 | Quad 2-input multiplexer; inverting | 2.0 - 6.0 | CMOS | ±5.2 | 50 | 12 | -40 to 125 |
| 74HC251 | 8-input multiplexer (3-state) | 2.0 - 6.0 | CMOS | ±5.2 | 50 | 18 | -40 to 125 |
| 74HC253 | Dual 4-input multiplexer (3-state) | 2.0 - 6.0 | CMOS | ±7.8 | 50 | 17 | -40 to 125 |
| 74HC257 | Quad 2-input multiplexer (3-state) | 2.0 - 6.0 | CMOS | ±7.8 | 50 | 11 | -40 to 125 |
| 74HCT151 | 8-input multiplexer; TTL-enabled | 4.5 - 5.5 | TTL | ±4 | 50 | 19 | -40 to 125 |
| 74HCT153 | Dual 4-input multiplexer; TTL-enabled | 4.5 - 5.5 | TTL | ±4 | 50 | 19 | -40 to 125 |
| 74HCT157 | Quad 2-input multiplexer; TTL-enabled | 4.5 - 5.5 | TTL | ±4 | 50 | 13 | -40 to 125 |
| 74HCT251 | 8-input multiplexer; TTL-enabled (3-state) | 4.5 - 5.5 | TTL | ±4 | 50 | 22 | -40 to 125 |
| 74HCT253 | Dual 4-input multiplexer; TTL-enabled (3-state) | 4.5 - 5.5 | TTL | ±6 | 50 | 17 | -40 to 125 |
| 74HCT257 | Quad 2-input multiplexer; TTL-enabled (3-state) | 4.5 - 5.5 | TTL | ±6 | 50 | 13 | -40 to 125 |
| 74LVC157A | Quad 2-input multiplexer | 1.2 - 3.6 | CMOS/LVTTL | ±24 | 50 | 2.5 | -40 to 125 |
| 74LVC1G157 | Single 2-input multiplexer | 1.65 - 5.5 | CMOS/LVTTL | ±32 | 50 | 2.2 | -40 to 125 |
| 74LVC257A | Quad 2-input multiplexer (3-state) | 1.2 - 3.6 | CMOS/LVTTL | ±24 | 50 | 2.4 | -40 to 125 |

Shift Registers

| Type number | Description | V _{CC} (V) | Logic switching levels | Output drive capability (mA) | t _{pd} (ns) | f _{max} (MHz) | Number of bits | T _{amb} (°C) |
|-------------|---|---------------------|------------------------|------------------------------|----------------------|------------------------|----------------|-----------------------|
| 74HC194 | 4-bit bidirectional parallel or serial-in/parallel-out shift register | 2.0 - 6.0 | CMOS | +/- 5.2 | 14 | 102 | 4 | -40 to 125 |
| 74AHC164 | 8-bit serial-in/parallel-out shift register | 2.0 - 5.5 | CMOS | +/- 8 | 4.5 | 115 | 8 | -40 to 125 |
| 74AHCT164 | 8-bit serial-in/parallel-out shift register; TTL enabled | 4.5 - 5.5 | TTL | +/- 8 | 3.4 | 115 | 8 | -40 to 125 |
| 74AHC594 | 8-bit serial-in/parallel-out shift register with output storage register | 2.0 - 5.5 | CMOS | +/- 8 | 4.1 | 160 | 8 | -40 to 125 |
| 74AHCT594 | 8-bit serial-in/parallel-out shift register with output storage register; TTL enabled | 4.5 - 5.5 | TTL | +/- 8 | 3.8 | 160 | 8 | -40 to 125 |
| 74AHC595 | 8-bit serial-in/parallel-out shift register with output storage register (3-state) | 2.0 - 5.5 | CMOS | +/- 8 | 4 | 170 | 8 | -40 to 125 |
| 74AHCT595 | 8-bit serial-in/parallel-out shift register with output storage register; TTL enabled (3-state) | 4.5 - 5.5 | TTL | +/- 8 | 3.8 | 170 | 8 | -40 to 125 |
| 74HC299 | 8-bit universal shift register (3-state) | 2.0 - 6.0 | CMOS | +/- 7.8 | 19 | 54 | 8 | -40 to 125 |

Shift Registers

| Type number | Description | V _{CC} (V) | Logic switching levels | Output drive capability (mA) | t _{pd} (ns) | f _{max} (MHz) | Number of bits | T _{amb} (°C) |
|-------------|---|---------------------|------------------------|------------------------------|----------------------|------------------------|----------------|-----------------------|
| 74HC164 | 8-bit serial-in/parallel-out shift register | 2.0 - 6.0 | CMOS | +/- 5.2 | 12 | 78 | 8 | -40 to 125 |
| 74HCT164 | 8-bit serial-in/parallel-out shift register; TTL enabled | 2.0 - 6.0 | TTL | +/- 5.2 | 12 | 78 | 8 | -40 to 125 |
| 74HC165 | 8-bit parallel or serial-in/serial-out shift register | 2.0 - 6.0 | CMOS | +/- 5.2 | 16 | 56 | 8 | -40 to 125 |
| 74HCT165 | 8-bit parallel or serial-in/serial-out shift register; TTL enabled | 4.5 - 5.5 | TTL | +/- 4 | 14 | 48 | 8 | -40 to 125 |
| 74HC166 | 8-bit parallel or serial-in/serial-out shift register | 2.0 - 6.0 | CMOS | +/- 5.2 | 15 | 63 | 8 | -40 to 125 |
| 74HCT166 | 8-bit parallel or serial-in/serial-out shift register; TTL enabled | 4.5 - 5.5 | TTL | +/- 4.0 | 23 | 50 | 8 | -40 to 125 |
| 74HC594 | 8-bit serial-in/parallel-out shift register with output storage register | 2.0 - 6.0 | CMOS | +/- 7.8 | 14 | 109 | 8 | -40 to 125 |
| 74HCT594 | 8-bit serial-in/parallel-out shift register with output storage register; TTL enabled | 4.5 - 5.5 | TTL | +/- 6 | 15 | 100 | 8 | -40 to 125 |
| 74HC595 | 8-bit serial-in/parallel-out shift register with output storage register (3-state) | 2.0 - 6.0 | CMOS | +/- 7.8 | 16 | 108 | 8 | -40 to 125 |
| 74HCT595 | 8-bit serial-in/parallel-out shift register with output storage register; TTL enabled (3-state) | 4.5 - 5.5 | TTL | +/- 6 | 25 | 57 | 8 | -40 to 125 |
| 74HC597 | 8-bit parallel or serial-in/parallel-out shift register with parallel input storage register | 2.0 - 6.0 | CMOS | +/- 5.2 | 16 | 108 | 8 | -40 to 125 |
| 74HCT597 | 8-bit parallel or serial-in/parallel-out shift register with parallel input storage register; TTL enabled | 4.5 - 5.5 | TTL | +/- 4 | 20 | 83 | 8 | -40 to 125 |
| 74HC4094 | 8-bit serial-in/serial or parallel-out shift register with output register (3-state) | 2.0 - 6.0 | CMOS | +/- 5.2 | 15 | 95 | 8 | -40 to 125 |
| 74HCT4094 | 8-bit serial-in/serial or parallel-out shift register with output register; TTL enabled (3-state) | 4.5 - 5.5 | TTL | +/- 4 | 19 | 86 | 8 | -40 to 125 |
| 74LV164 | 8-bit serial-in/parallel-out shift register | 1.0 - 5.5 | CMOS | +/- 12 | 12 | 78 | 8 | -40 to 125 |
| 74LV165 | 8-bit parallel or serial-in/serial-out shift register | 1.0 - 5.5 | CMOS | +/- 12 | 18 | 78 | 8 | -40 to 125 |
| 74LV165A | 8-bit parallel or serial-in/serial-out shift register | 1.0 - 5.5 | CMOS | +/- 12 | 7.5 | 115 | 8 | -40 to 125 |
| 74LV595 | 8-bit serial-in/parallel-out shift register with output storage register (3-state) | 1.0 - 3.6 | CMOS | +/- 8 | 15 | 77 | 8 | -40 to 125 |
| 74LV4094 | 8-bit serial-in/serial or parallel-out shift register with output register (3-state) | 1.0 - 3.6 | CMOS | +/- 6 | 14 | 95 | 8 | -40 to 125 |
| 74LVC594A | 8-bit serial-in/parallel-out shift register with output storage register | 1.2 - 5.5 | CMOS/LVTTL | +/- 24 | 3.1 | 180 | 8 | -40 to 125 |
| 74LVC595A | 8-bit serial-in/parallel-out shift register with output storage register (3-state) | 1.2 - 5.5 | CMOS/LVTTL | +/- 24 | 4 | 180 | 8 | -40 to 125 |
| 74LVC8T595 | Dual supply 8-bit serial-in/serial-out or parallel-out shift register; 3-state | 1.1 - 5.5 | CMOS/LVTTL | ±24 | 4.1 | 15 | 8 | -40 to 125 |
| 74VHC595 | 8-bit serial-in/parallel-out shift register with output storage register (3-state) | 2.0 - 5.5 | CMOS | +/- 8 | 4 | 170 | 8 | -40 to 125 |
| 74VHCT595 | 8-bit serial-in/parallel-out shift register with output storage register; TTL enabled (3-state) | 4.5 - 5.5 | TTL | +/- 8 | 3.8 | 170 | 8 | -40 to 125 |
| NPIC6C595 | 8-bit serial-in/parallel-out shift register with output storage register (3-state); open-drain | 4.5 - 5.5 | CMOS | 100 | 90 | 10 | 8 | -40 to 125 |
| NPIC6C596 | 8-bit serial-in/serial or parallel-out shift register with output register LED driver (3-state); open-drain | 4.5 - 5.5 | CMOS | 100 | 90 | 10 | 8 | -40 to 125 |
| NPIC6C596A | 8-bit serial-in/serial or parallel-out shift register with output register LED driver (3-state); open-drain | 2.3 - 5.5 | CMOS | 100 | 90 | 10 | 8 | -40 to 125 |
| NPIC6C4894 | 12-bit shift registers; open-drain | 4.5 - 5.5 | CMOS | 100 | 90 | 10 | 12 | -40 to 125 |
| HEF4014B | 8-bit shift register with synchronous parallel enable | 4.5 - 15 | CMOS | +/- 2.4 | 40 | 40 | 8 | -40 to 85 |
| HEF4015B | dual 4-bit serial-in/parallel-out shift register | 4.5 - 15 | CMOS | +/- 2.4 | 40 | 44 | 2 | -40 to 85 |
| HEF4021B | 8-bit shift register with asynchronous parallel load | 4.5 - 15 | CMOS | +/- 2.4 | 40 | 40 | 8 | -40 to 85 |
| HEF4094B | 8-bit serial-in/serial or parallel-out shift register with output register (3-state) | 4.5 - 15 | CMOS | +/- 2.4 | 50 | 28 | 8 | -40 to 85 |
| HEF4557B | 1-to-64 bit shift register with variable length | 4.5 - 15 | CMOS | +/- 2.4 | 65 | 20 | 64 | -40 to 85 |
| HEF4794B | 8-bit serial-in/serial or parallel-out shift register with output register LED driver (3-state) | 4.5 - 15 | CMOS | -20 | 45 | 28 | 8 | -40 to 85 |
| HEF4894B | 12-bit serial-in/serial or parallel-out shift register with output register LED driver (3-state) | 4.5 - 15 | CMOS | -20 | 45 | 28 | 12 | -40 to 85 |

Latches/Registered drivers

| Type number | Description | V _{CC} (V) | Logic switching levels | Output drive capability (mA) | t _{pd} (ns) | Output Load C _L (pF) | Number of bits | T _{amb} (°C) |
|---------------|--|---------------------|------------------------|------------------------------|----------------------|---------------------------------|----------------|-----------------------|
| 74AHC373 | Octal D-type transparent latch (3-state) | 2.0 - 5.5 | CMOS | ±8 | 4.3 | 50 | 8 | -40 to 125 |
| 74AHC573 | Octal D-type transparent latch (3-state) | 2.0 - 5.5 | CMOS | ±8 | 4.2 | 50 | 8 | -40 to 125 |
| 74AHCT573 | Octal D-type transparent latch; TTL-enabled (3-state) | 4.5 - 5.5 | TTL | ±8 | 3.9 | 50 | 8 | -40 to 125 |
| 74ALVC162334A | 16-bit registered driver with 30 Ω termination resistors (3-state) | 1.65 - 3.6 | TTL | ±24 | 6.0 | 50 | 16 | -40 to 85 |
| 74ALVC162834A | 18-bit registered driver with 30 Ω termination resistors (3-state) | 1.65 - 3.6 | TTL | ±24 | 6.0 | 50 | 18 | -40 to 85 |
| 74ALVC162835A | 18-bit registered driver with 30 Ω termination resistors (3-state) | 1.65 - 3.6 | TTL | ±24 | 6.0 | 50 | 18 | -40 to 85 |
| 74ALVC162836A | 20-bit registered driver with 30 Ω termination resistors (3-state) | 1.65 - 3.6 | TTL | ±24 | 6.0 | 50 | 20 | -40 to 85 |
| 74ALVC16834A | 18-bit registered driver (3-state) | 1.65 - 3.6 | TTL | ±24 | 4.0 | 50 | 18 | -40 to 85 |
| 74ALVC16835A | 18-bit registered driver (3-state) | 1.65 - 3.6 | TTL | ±24 | 4.0 | 50 | 18 | -40 to 85 |
| 74ALVC16836A | 20-bit registered driver (3-state) | 1.65 - 3.6 | TTL | ±24 | 4.0 | 50 | 20 | -40 to 85 |
| 74ALVC373 | Octal D-type transparent latch (3-state) | 1.65 - 3.6 | TTL | ±24 | 2.2 | 50 | 8 | -40 to 85 |
| 74ALVC573 | Octal D-type transparent latch (3-state) | 1.65 - 3.6 | TTL | ±24 | 2.2 | 50 | 8 | -40 to 85 |
| 74ALVCH16373 | 16-bit D-type transparent latch with bus hold (3-state) | 2.3 - 3.6 | TTL | ±24 | 2.1 | 50 | 16 | -40 to 85 |
| 74ALVCH16841 | 20-bit D-type transparent latch with bus hold (3-state) | 2.3 - 3.6 | TTL | ±24 | 2.4 | 50 | 20 | -40 to 85 |
| 74ALVCH16843 | 18-bit D-type transparent latch with bus hold (3-state) | 2.3 - 3.6 | TTL | ±24 | 2.1 | 50 | 18 | -40 to 85 |
| 74ALVCH32973 | 16-bit transceiver and transparent D-type latch with 8 independent buffers | 1.8 - 3.6 | TTL | ±24 | 2.5 | 50 | 16 | -40 to 85 |
| 74ALVT16373 | 16-bit D-type transparent latch with bus hold (3-state) | 2.3 - 3.6 | TTL | -32 / 64 | 1.8 | 50 | 16 | -40 to 85 |
| 74AUP1G373 | Single D-type transparent latch (3-state) | 1.1 - 3.6 | CMOS | ±1.9 | 8.5 | 30 | 1 | -40 to 125 |
| 74AVC16334A | 16-bit registered driver (3-state) | 1.2 - 3.6 | CMOS | ±12 | 2.0 | 30 | 16 | -40 to 85 |
| 74AVC16373 | 16-bit D-type transparent latch (3-state) | 1.2 - 3.6 | CMOS | ±12 | 2.0 | 30 | 16 | -40 to 85 |
| 74AVC16834A | 18-bit registered driver (3-state) | 1.2 - 3.6 | CMOS | ±12 | 2.0 | 30 | 18 | -40 to 85 |
| 74AVC16835A | 18-bit registered driver (3-state) | 1.2 - 3.6 | CMOS | ±12 | 2.0 | 30 | 18 | -40 to 85 |
| 74AVC16836A | 20-bit registered driver (3-state) | 1.2 - 3.6 | CMOS | ±12 | 2.0 | 30 | 20 | -40 to 85 |
| 74HC259 | 8-bit addressable latch | 2.0 - 6.0 | CMOS | ±5.2 | 18 | 50 | 8 | -40 to 125 |
| 74HC373 | Octal D-type transparent latch (3-state) | 2.0 - 6.0 | CMOS | ±7.8 | 12 | 50 | 8 | -40 to 125 |
| 74HC573 | Octal D-type transparent latch (3-state) | 2.0 - 6.0 | CMOS | ±7.8 | 14 | 50 | 8 | -40 to 125 |
| 74HC75 | Quad bistable transparent latch | 2.0 - 6.0 | CMOS | ±5.2 | 11 | 50 | 4 | -40 to 125 |
| 74HCT259 | 8-bit addressable latch; TTL-enabled | 4.5 - 5.5 | TTL | ±4 | 20 | 50 | 8 | -40 to 125 |
| 74HCT373 | Octal D-type transparent latch; TTL-enabled (3-state) | 4.5 - 5.5 | TTL | ±6 | 14 | 50 | 8 | -40 to 125 |
| 74HCT573 | Octal D-type transparent latch; TTL-enabled (3-state) | 4.5 - 5.5 | TTL | ±6 | 17 | 50 | 8 | -40 to 125 |
| 74LVC162373A | 16-bit D-type transparent latch with 30 Ω termination resistors (3-state) | 1.2 - 3.6 | CMOS/LVTTL | ±12 | 3.2 | 50 | 16 | -40 to 125 |
| 74LVC16373A | 16-bit D-type transparent latch (3-state) | 1.2 - 3.6 | CMOS/LVTTL | ±24 | 3.0 | 50 | 16 | -40 to 125 |
| 74LVC373A | Octal D-type transparent latch (3-state) | 1.2 - 3.6 | CMOS/LVTTL | ±24 | 3.0 | 50 | 8 | -40 to 125 |
| 74LVC573A | Octal D-type transparent latch (3-state) | 1.2 - 3.6 | CMOS/LVTTL | ±24 | 3.4 | 50 | 8 | -40 to 125 |
| 74LVCH162373A | 16-bit D-type transparent latch with bus hold and 30 Ω termination resistors (3-state) | 1.2 - 3.6 | CMOS/LVTTL | ±24 | 3.2 | 50 | 16 | -40 to 125 |
| 74LVCH16373A | 16-bit D-type transparent latch with bus hold (3-state) | 1.2 - 3.6 | CMOS/LVTTL | ±24 | 3.0 | 50 | 16 | -40 to 125 |
| 74LVT162373 | 16-bit D-type transparent latch with bus hold and 30 Ω termination resistors (3-state) | 2.7 - 3.6 | TTL | ±12 | 2.5 | 50 | 16 | -40 to 85 |

Latches/Registered drivers

| Type number | Description | V _{cc} (V) | Logic switching levels | Output drive capability (mA) | t _{pd} (ns) | Output Load C _L (pF) | Number of bits | T _{amb} (°C) |
|-------------|---|---------------------|------------------------|------------------------------|----------------------|---------------------------------|----------------|-----------------------|
| 74LVT16373A | 16-bit D-type transparent latch with bus hold (3-state) | 2.7 - 3.6 | TTL | -32 / 64 | 1.9 | 50 | 16 | -40 to 85 |
| 74LVT573 | Octal D-type transparent latch (3-state) | 2.7 - 3.6 | TTL | -32 / 64 | 2.7 | 50 | 8 | -40 to 85 |
| HEF40373B | Octal D-type transparent latch (3-state) | 3.0 - 15.0 | CMOS | -50 / 62 | 40 | 50 | 8 | -40 to 85 |
| HEF4043B | Quad R/S latch with set and reset (3-state) | 3.0 - 15.0 | CMOS | ±2.4 | 25 | 50 | 4 | -40 to 85 |

Flip-flops

| Type number | Description | V _{cc} (V) | Logic switching levels | Output drive capability (mA) | t _{pd} (ns) | Output Load C _L (pF) | f _{max} (MHz) | T _{amb} (°C) |
|--------------|--|---------------------|------------------------|------------------------------|----------------------|---------------------------------|------------------------|-----------------------|
| 74AHC1G79 | Single D-type flip-flop; positive-edge trigger | 2.0 - 5.5 | CMOS | ±8 | 3.5 | 50 | 90 | -40 to 125 |
| 74AHC273 | Octal D-type flip-flop with reset; positive-edge trigger | 2.0 - 5.5 | CMOS | ±8 | 4.2 | 50 | 165 | -40 to 125 |
| 74AHC374 | Octal D-type flip-flop; positive-edge trigger (3-state) | 2.0 - 5.5 | CMOS | ±8 | 4.4 | 50 | 185 | -40 to 125 |
| 74AHC377 | Octal D-type flip-flop with data enable; positive-edge trigger | 2.0 - 5.5 | CMOS | ±8 | 3.9 | 50 | 175 | -40 to 125 |
| 74AHC574 | Octal D-type flip-flop; positive-edge trigger (3-state) | 2.0 - 5.5 | CMOS | ±8 | 4.4 | 50 | 130 | -40 to 125 |
| 74AHC74 | Dual D-type flip-flop with set and reset; positive-edge trigger | 2.0 - 5.5 | CMOS | ±8 | 3.7 | 50 | 170 | -40 to 125 |
| 74AHCT1G79 | Single D-type flip-flop; positive-edge trigger; TTL-enabled | 4.5 - 5.5 | TTL | ±8 | 3.5 | 50 | 90 | -40 to 125 |
| 74AHCT273 | Octal D-type flip-flop with reset; positive-edge trigger; TTL-enabled | 4.5 - 5.5 | TTL | ±8 | 4.0 | 50 | 120 | -40 to 125 |
| 74AHCT374 | Octal D-type flip-flop; positive-edge trigger (3-state) | 4.5 - 5.5 | TTL | ±8 | 4.3 | 50 | 140 | -40 to 125 |
| 74AHCT377 | Octal D-type flip-flop with data enable; positive-edge trigger; TTL-enabled | 4.5 - 5.5 | TTL | ±8 | 4.0 | 50 | 140 | -40 to 125 |
| 74AHCT574 | Octal D-type flip-flop; positive-edge trigger; TTL-enabled (3-state) | 4.5 - 5.5 | TTL | ±8 | 4.4 | 50 | 130 | -40 to 125 |
| 74AHCT74 | Dual D-type flip-flop with set and reset; positive-edge trigger; TTL-enabled | 4.5 - 5.5 | TTL | ±8 | 3.3 | 50 | 160 | -40 to 125 |
| 74ALVC374 | Octal D-type flip-flop; positive-edge trigger (3-state) | 1.65 - 3.6 | TTL | ±24 | 2.5 | 50 | 300 | -40 to 85 |
| 74ALVC574 | Octal D-type flip-flop; positive-edge trigger (3-state) | 1.65 - 3.6 | TTL | ±24 | 2.5 | 50 | 300 | -40 to 85 |
| 74ALVC74 | Dual D-type flip-flop with set and reset; positive-edge trigger | 1.65 - 3.6 | TTL | ±24 | 2.3 | 50 | 425 | -40 to 85 |
| 74ALVCH16374 | 16-bit D-type flip-flop with bus hold; positive-edge trigger (3-state) | 1.2 - 3.6 | TTL | ±24 | 2.3 | 50 | 350 | -40 to 85 |
| 74ALVCH16821 | 20-bit D-type flip-flop; positive-edge trigger (3-state) | 2.3 - 3.6 | TTL | ±24 | 2.5 | 50 | 350 | -40 to 85 |
| 74ALVCH16823 | 18-bit D-type flip-flop with bus hold; positive-edge trigger (3-state) | 1.2 - 3.6 | TTL | ±24 | 2.1 | 50 | 350 | -40 to 85 |
| 74ALVT162821 | 20-bit D-type flip-flop; positive-edge trigger (3-state) | 2.3 - 3.6 | TTL | ±12 | 3.2 | 50 | 150 | -40 to 85 |
| 74ALVT162823 | 18-bit buffer/line driver with bus hold and 30 Ω termination resistors (3-state) | 2.3 - 3.6 | TTL | ±12 | 3.0 | 50 | 150 | -40 to 85 |
| 74ALVT16821 | 20-bit D-type flip-flop; positive-edge trigger (3-state) | 2.3 - 3.6 | TTL | -32 / 64 | 1.8 | 50 | 150 | -40 to 85 |
| 74ALVT16823 | 18-bit D-type flip-flop with bus hold; positive-edge trigger (3-state) | 2.3 - 3.6 | TTL | -32 / 64 | 1.9 | 50 | 250 | -40 to 85 |
| 74AUP1G175 | Single D flip-flop with reset; positive-edge trigger | 1.1 - 3.6 | CMOS | ±1.9 | 7.4 | 30 | 70 | -40 to 125 |
| 74AUP1G374 | Single D-type flip-flop; positive-edge trigger (3-state) | 1.1 - 3.6 | CMOS | ±1.9 | 7.9 | 30 | 400 | -40 to 125 |
| 74AUP1G74 | Single D-type flip-flop with set and reset; positive-edge trigger | 1.1 - 3.6 | CMOS | ±1.9 | 9.2 | 30 | 400 | -40 to 125 |
| 74AUP1G79 | Single D-type flip-flop; positive-edge trigger | 1.1 - 3.6 | CMOS | ±1.9 | 9.1 | 30 | 400 | -40 to 125 |
| 74AUP1G80 | Single D-type flip-flop; positive-edge trigger | 1.1 - 3.6 | CMOS | ±1.9 | 9.1 | 30 | 400 | -40 to 125 |
| 74AUP2G79 | Dual D-type flip-flop; positive-edge trigger | 1.1 - 3.6 | CMOS | ±1.9 | 8.5 | 30 | 400 | -40 to 125 |
| 74AUP2G80 | Dual D-type flip-flop; positive-edge trigger | 1.1 - 3.6 | CMOS | ±1.9 | 9.1 | 30 | 400 | -40 to 125 |
| 74AVC16374 | 16-bit D-type flip-flop; positive-edge trigger (3-state) | 1.2 - 3.6 | CMOS | ±12 | 1.5 | 30 | 350 | -40 to 85 |
| 74HC107 | Dual JK-type flip-flop with reset; negative-edge trigger | 2.0 - 6.0 | CMOS | ±5.2 | 16 | 50 | 78 | -40 to 125 |
| 74HC109 | Dual JK-type flip-flop with set and reset; positive-edge trigger | 2.0 - 6.0 | CMOS | ±5.2 | 15 | 50 | 75 | -40 to 125 |
| 74HC112 | Dual JK-type flip-flop with set and reset; negative-edge trigger | 2.0 - 6.0 | CMOS | ±5.2 | 15 | 50 | 66 | -40 to 125 |
| 74HC173 | Quad D-type flip-flop; positive-edge trigger (3-state) | 2.0 - 6.0 | CMOS | ±7.8 | 17 | 50 | 88 | -40 to 125 |
| 74HC174 | Hex D-type flip-flop with reset; positive-edge trigger | 2.0 - 6.0 | CMOS | ±5.2 | 17 | 50 | 99 | -40 to 125 |
| 74HC175 | Quad D-type flip-flop with reset; positive-edge trigger | 2.0 - 6.0 | CMOS | ±5.2 | 17 | 50 | 83 | -40 to 125 |
| 74HC273 | Octal D-type flip-flop with reset; positive-edge trigger | 2.0 - 6.0 | CMOS | ±5.2 | 15 | 50 | 122 | -40 to 125 |

Flip-Flops

| Type number | Description | V _{cc} (V) | Logic switching levels | Output drive capability (mA) | t _{pd} (ns) | Output Load C _L (pF) | f _{max} (MHz) | T _{amb} (°C) |
|---------------|---|---------------------|------------------------|------------------------------|----------------------|---------------------------------|------------------------|-----------------------|
| 74HC374 | Octal D-type flip-flop; positive-edge trigger (3-state) | 2.0 - 6.0 | CMOS | ±7.8 | 14 | 50 | 83 | -40 to 125 |
| 74HC377 | Octal D-type flip-flop with data enable; positive-edge trigger | 2.0 - 6.0 | CMOS | ±7.8 | 13 | 50 | 83 | -40 to 125 |
| 74HC574 | Octal D-type flip-flop; positive-edge trigger (3-state) | 2.0 - 6.0 | CMOS | ±7.8 | 14 | 50 | 133 | -40 to 125 |
| 74HC73 | Dual JK-type flip-flop with reset; negative-edge trigger | 2.0 - 6.0 | CMOS | ±5.2 | 16 | 50 | 77 | -40 to 125 |
| 74HC74 | Dual D-type flip-flop with set and reset; positive-edge trigger | 2.0 - 6.0 | CMOS | ±5.2 | 14 | 50 | 82 | -40 to 125 |
| 74HCT107 | Dual JK-type flip-flop with reset; negative-edge trigger; TTL-enabled | 4.5 - 5.5 | TTL | ±4 | 16 | 50 | 73 | -40 to 125 |
| 74HCT109 | Dual JK-type flip-flop with set and reset; positive-edge trigger; TTL-enabled | 4.5 - 5.5 | TTL | ±4 | 17 | 50 | 61 | -40 to 125 |
| 74HCT112 | Dual JK-type flip-flop with set and reset; negative-edge trigger; TTL-enabled | 4.5 - 5.5 | TTL | ±4 | 19 | 50 | 70 | -40 to 125 |
| 74HCT173 | Quad D-type flip-flop; positive-edge trigger; TTL-enabled (3-state) | 4.5 - 5.5 | TTL | ±6 | 17 | 50 | 88 | -40 to 125 |
| 74HCT174 | Hex D-type flip-flop with reset; positive-edge trigger; TTL-enabled | 4.5 - 5.5 | TTL | ±4 | 18 | 50 | 69 | -40 to 125 |
| 74HCT175 | Quad D-type flip-flop with reset; positive-edge trigger; TTL-enabled | 4.5 - 5.5 | TTL | ±4 | 16 | 50 | 54 | -40 to 125 |
| 74HCT273 | Octal D-type flip-flop with reset; positive-edge trigger; TTL-enabled | 4.5 - 5.5 | TTL | ±4 | 15 | 50 | 36 | -40 to 125 |
| 74HCT374 | Octal D-type flip-flop; positive-edge trigger; TTL-enabled (3-state) | 4.5 - 5.5 | TTL | ±6 | 13 | 50 | 48 | -40 to 125 |
| 74HCT377 | Octal D-type flip-flop with data enable; positive-edge trigger; TTL-enabled | 4.5 - 5.5 | TTL | ±6 | 14 | 50 | 53 | -40 to 125 |
| 74HCT574 | Octal D-type flip-flop; positive-edge trigger; TTL-enabled (3-state) | 4.5 - 5.5 | TTL | ±6 | 15 | 50 | 76 | -40 to 125 |
| 74HCT74 | Dual D-type flip-flop with set and reset; positive-edge trigger; TTL-enabled | 4.5 - 5.5 | TTL | ±4 | 15 | 50 | 59 | -40 to 125 |
| 74LV74 | Dual D-type flip-flop with set and reset; positive-edge trigger | 1.0 - 5.5 | TTL | ±12 | 11 | 50 | 75 | -40 to 125 |
| 74LVC16374A | 16-bit D-type flip-flop; positive-edge trigger (3-state) | 1.2 - 3.6 | CMOS/ LVTTTL | ±24 | 3.8 | 50 | 150 | -40 to 125 |
| 74LVC1G175 | Single D flip-flop with reset; positive-edge trigger | 1.65 - 5.5 | CMOS/ LVTTTL | ±32 | 3.1 | 50 | 300 | -40 to 125 |
| 74LVC1G74 | Single D-type flip-flop with set and reset; positive-edge trigger | 1.65 - 5.5 | CMOS/ LVTTTL | ±32 | 3.5 | 50 | 280 | -40 to 125 |
| 74LVC1G79 | Single D-type flip-flop; positive-edge trigger | 1.65 - 5.5 | CMOS/ LVTTTL | ±32 | 2.2 | 50 | 450 | -40 to 125 |
| 74LVC1G80 | Single D-type flip-flop; positive-edge trigger | 1.65 - 5.5 | CMOS/ LVTTTL | ±32 | 2.4 | 50 | 450 | -40 to 125 |
| 74LVC273 | Octal D-type flip-flop with reset; positive-edge trigger | 1.2 - 3.6 | CMOS/ LVTTTL | ±24 | 6.0 | 50 | 230 | -40 to 125 |
| 74LVC2G74 | Single D-type flip-flop with set and reset; positive-edge trigger | 1.65 - 5.5 | CMOS/ LVTTTL | ±32 | 3.5 | 50 | 280 | -40 to 125 |
| 74LVC374A | Octal D-type flip-flop; positive-edge trigger (3-state) | 1.2 - 3.6 | CMOS/ LVTTTL | ±24 | 2.7 | 50 | 100 | -40 to 125 |
| 74LVC377 | Octal D-type flip-flop with data enable; positive-edge trigger | 1.2 - 3.6 | CMOS/ LVTTTL | ±24 | 6.0 | 50 | 230 | -40 to 125 |
| 74LVC574A | Octal D-type flip-flop; positive-edge trigger (3-state) | 1.2 - 3.6 | CMOS/ LVTTTL | ±24 | 3.2 | 50 | 150 | -40 to 125 |
| 74LVC74A | Dual D-type flip-flop with set and reset; positive-edge trigger | 1.2 - 3.6 | CMOS/ LVTTTL | ±24 | 2.5 | 50 | 250 | -40 to 125 |
| 74LVC823A | 9-bit D-type flip-flop; positive-edge trigger (3-state) | 1.2 - 3.6 | CMOS/ LVTTTL | ±24 | 5.4 | 50 | 150 | -40 to 125 |
| 74LVCH162374A | 16-bit D-type flip-flop with bus hold and 30 Ω termination resistors; positive-edge trigger (3-state) | 1.2 - 3.6 | CMOS/ LVTTTL | ±24 | 3.8 | 50 | 150 | -40 to 125 |
| 74LVCH16374A | 16-bit D-type flip-flop with bus hold; positive-edge trigger (3-state) | 1.2 - 3.6 | CMOS/ LVTTTL | ±24 | 3.8 | 50 | 150 | -40 to 125 |
| 74LVT162374 | 16-bit D-type flip-flop with bus hold and 30 Ω termination resistors; positive-edge trigger (3-state) | 2.7 - 3.6 | TTL | ±12 | 3.0 | 50 | 150 | -40 to 85 |
| 74LVT16374A | 16-bit D-type flip-flop with bus hold; positive-edge trigger (3-state) | 2.7 - 3.6 | TTL | -32 / 64 | 3.0 | 50 | 150 | -40 to 85 |
| 74LVTH16374A | 16-bit D-type flip-flop with bus hold; positive-edge trigger (3-state) | 2.7 - 3.6 | TTL | -32 / 64 | 3.0 | 50 | 150 | -40 to 85 |
| HEF4013B | Dual D-type flip-flop with set and reset; positive-edge trigger | 3.0 - 15.0 | CMOS | ±2.4 | 30 | 50 | 40 | -40 to 85 |
| HEF40175B | Quad D-type flip-flop with reset; positive-edge trigger | 3.0 - 15.0 | CMOS | ±2.4 | 25 | 50 | 45 | -40 to 85 |
| HEF4027B | Dual JK-type flip-flop | 3.0 - 15.0 | CMOS | ±2.4 | 30 | 50 | 30 | -40 to 85 |

FIFO registers

| Type number | Description | V _{cc} (V) | Logic switching levels | Output drive capability (mA) | t _{pd} (ns) | Output Load C _L (pF) | f _{max} (MHz) | T _{amb} (°C) |
|-------------|-------------------------------|---------------------|------------------------|------------------------------|----------------------|---------------------------------|------------------------|-----------------------|
| 74HC40105 | 4-bit x 16-word FIFO register | 2.0 - 6.0 | CMOS | ±5.2 | 15 | 50 | 30 | -40 to 125 |

Counters/frequency dividers

Types in **bold** represent new products

| Type number | Description | V _{cc} (V) | Output drive capability (mA) | Logic switching levels | t _{pd} (ns) | Output Load C _L (pF) | f _{max} (MHz) | T _{amb} (°C) |
|--------------------|---|---------------------|------------------------------|------------------------|----------------------|---------------------------------|------------------------|-----------------------|
| 74AHC1G4208 | 08-stage divider and oscillator | 2.0 - 5.5 | ±8 | CMOS | 14 | 15 | 165 | -40 to 125 |
| 74AHC1G4210 | 10-stage divider and oscillator | 2.0 - 5.5 | ±5.2 | CMOS | 17 | 15 | 125 | -40 to 125 |
| 74AHC1G4212 | 12-stage divider and oscillator | 2.0 - 5.5 | ±5.2 | CMOS | 20 | 15 | 125 | -40 to 125 |
| 74AHC1G4214 | 14-stage divider and oscillator | 2.0 - 5.5 | ±5.2 | CMOS | 23 | 15 | 125 | -40 to 125 |
| 74AHC1G4215 | 14-stage divider and oscillator | 2.0 - 5.5 | ± 8 | CMOS | 24 | 15 | 165 | -40 to 125 |
| 74HC160 | Presetable synchronous BCD decade counter; asynchronous reset | 2.0 - 6.0 | ±5.2 | CMOS | 18 | 50 | 55 | -40 to 125 |
| 74HC161 | Presetable synchronous 4-bit binary counter; asynchronous reset | 2.0 - 6.0 | ±5.2 | CMOS | 19 | 50 | 48 | -40 to 125 |
| 74HCT161 | Presetable synchronous 4-bit binary counter; asynchronous reset; TTL-enabled | 4.5 - 5.5 | ±4.0 | TTL | 20 | 50 | 41 | -40 to 125 |
| 74HCT163 | Presetable synchronous 4-bit binary counter; synchronous reset; TTL-enabled | 4.5 - 5.5 | ±4.0 | TTL | 20 | 50 | 50 | -40 to 125 |
| 74HC191 | Presetable synchronous 4-bit binary up/down counter | 2.0 - 6.0 | ±5.2 | CMOS | 22 | 50 | 36 | -40 to 125 |
| 74HC193 | Presetable synchronous 4-bit binary up/down counter; separate up/down clocks | 2.0 - 6.0 | ±5.2 | CMOS | 20 | 50 | 49 | -40 to 125 |
| 74HCT193 | Presetable synchronous 4-bit binary up/down counter; separate up/down clocks; TTL-enabled | 4.5 - 5.5 | ±4.0 | TTL | 20 | 50 | 43 | -40 to 125 |
| 74HC390 | Dual decade ripple counter | 2.0 - 6.0 | ±5.2 | CMOS | 14 | 50 | 60 | -40 to 125 |
| 74HCT390 | Dual decade ripple counter; TTL-enabled | 4.5 - 5.5 | ±4.0 | TTL | 18 | 50 | 55 | -40 to 125 |
| 74HC393 | Dual 4-bit binary ripple counter | 2.0 - 6.0 | ±5.2 | CMOS | 12 | 50 | 107 | -40 to 125 |
| 74HCT393 | Dual 4-bit binary ripple counter; TTL-enabled | 4.5 - 5.5 | ±4.0 | TTL | 20 | 50 | 53 | -40 to 125 |
| 74HC4017 | Johnson decade counter with 10 decoded outputs | 2.0 - 6.0 | ±5.2 | CMOS | 18 | 50 | 77 | -40 to 125 |
| 74HCT4017 | Johnson decade counter with 10 decoded outputs; TTL-enabled | 4.5 - 5.5 | ±4.0 | TTL | 21 | 50 | 67 | -40 to 125 |
| 74HC4020 | 14-stage binary ripple counter | 2.0 - 6.0 | ±5.2 | CMOS | 11 | 50 | 52 | -40 to 125 |
| 74HCT4020 | 14-stage binary ripple counter; TTL-enabled | 4.5 - 5.5 | ±4.0 | TTL | 15 | 50 | 52 | -40 to 125 |
| 74HC4040 | 12-stage binary ripple counter | 2.0 - 6.0 | ±5.2 | CMOS | 14 | 50 | 90 | -40 to 125 |
| 74HCT4040 | 12-stage binary ripple counter; TTL-enabled | 4.5 - 5.5 | ±4.0 | TTL | 16 | 50 | 79 | -40 to 125 |
| 74HC4060 | 14-stage binary ripple counter with oscillator | 2.0 - 6.0 | ±5.2 | CMOS | 31 | 50 | 95 | -40 to 125 |
| 74HCT4060 | 14-stage binary ripple counter with oscillator; TTL-enabled | 4.5 - 5.5 | ±4.0 | TTL | 31 | 50 | 88 | -40 to 125 |
| 74HC4520 | Dual 4-bit synchronous binary counter | 2.0 - 6.0 | ±5.2 | CMOS | 24 | 50 | 64 | -40 to 125 |
| 74HCT4520 | Dual 4-bit synchronous binary counter; TTL-enabled | 4.5 - 5.5 | ±4.0 | TTL | 24 | 50 | 64 | -40 to 125 |
| 74HC5555 | Programmable delay timer with oscillator | 2.0 - 6.0 | -0.8 | CMOS | 89 | 50 | 24 | -40 to 125 |
| 74HC6323 | Programmable ripple counter with oscillator (3-state) | 2.0 - 6.0 | ±7.8 | CMOS | 17 | 50 | 100 | -40 to 125 |
| 74HCT6323 | Programmable ripple counter with oscillator (3-state); TTL-enabled | 4.5 - 5.5 | ±4.0 | TTL | 17 | 50 | 85 | -40 to 125 |
| 74HC40103 | 8-bit synchronous binary down counter | 2.0 - 6.0 | ±5.2 | CMOS | 15 | 50 | 14 | -40 to 125 |
| 74HC4024 | 7-stage binary ripple counter | 2.0 - 6.0 | ±5.2 | CMOS | 14 | 50 | 90 | -40 to 125 |
| 74HC590 | 8-bit binary counter with output register (3-state) | 2.0 - 6.0 | ±5.2 | CMOS | 19 | 50 | 61 | -40 to 125 |
| 74LV393 | Dual 4-bit binary ripple counter | 1.0 - 3.6 | ±6 | TTL | 12 | 50 | 90 | -40 to 125 |
| 74LV4020 | 14-stage binary ripple counter | 1.0 - 5.5 | ±6 | TTL | 16 | 50 | 100 | -40 to 125 |
| 74LV4060 | 14-stage binary ripple counter with oscillator | 1.0 - 5.5 | ±6 | TTL | 29 | 50 | 100 | -40 to 125 |

Counters/frequency dividers

| Type number | Description | V _{cc} (V) | Output drive capability (mA) | Logic switching levels | t _{pd} (ns) | Output Load C _L (pF) | f _{max} (MHz) | T _{amb} (°C) |
|-------------|---|---------------------|------------------------------|------------------------|----------------------|---------------------------------|------------------------|-----------------------|
| 74LVC161 | Presetable synchronous 4-bit binary counter; asynchronous reset | 1.2 - 3.6 | ±24 | CMOS/LVTTL | 4.9 | 50 | 200 | -40 to 125 |
| 74LVC163 | Presetable synchronous 4-bit binary counter; synchronous reset | 1.2 - 3.6 | ±24 | CMOS/LVTTL | 4.9 | 50 | 200 | -40 to 125 |
| HEF4017B | Johnson decade counter with 10 decoded outputs | 3.0 - 15 | ±2.4 | CMOS | 40 | 50 | 30 | -40 to 85 |
| HEF4020B | 14-stage binary ripple counter | 3.0 - 15 | ±2.4 | CMOS | 35 | 50 | 35 | -40 to 85 |
| HEF4024B | 7-stage binary ripple counter | 3.0 - 15 | ±2.4 | CMOS | 30 | 50 | 35 | -40 to 85 |
| HEF4040B | 12-stage binary ripple counter | 3.0 - 15 | ±2.4 | CMOS | 35 | 50 | 50 | -40 to 85 |
| HEF4060B | 14-stage binary ripple counter with oscillator | 3.0 - 15 | ±2.4 | CMOS | 50 | 50 | 30 | -40 to 85 |
| HEF4518B | Dual BCD counter | 3.0 - 15 | ±2.4 | CMOS | 40 | 50 | 40 | -40 to 85 |
| HEF4520B | Dual 4-bit synchronous binary counter | 3.0 - 15 | ±2.4 | CMOS | 15 | 50 | 40 | -40 to 85 |
| HEF4521B | 24-stage frequency divider and oscillator | 3.0 - 15 | ±2.4 | CMOS | 220 | 50 | 35 | -40 to 85 |
| HEF4541B | Programmable timer | 3.0 - 15 | - 4/ 2.7 | CMOS | 38 | 50 | 150 | -40 to 85 |

Multivibrators

| Type number | Description | V _{cc} (V) | Logic switching levels | Output drive capability (mA) | t _{pd} (ns) | Output Load C _L (pF) | T _{amb} (°C) |
|-------------|---|---------------------|------------------------|------------------------------|----------------------|---------------------------------|-----------------------|
| 74AHC123A | Dual retriggerable monostable multivibrator with reset | 2.0 - 5.5 | CMOS | ±8 | 5.1 | 50 | -40 to 125 |
| 74AHC123A | Dual retriggerable monostable multivibrator with reset; TTL-enabled | 4.5 - 5.5 | TTL | ±8 | 5.0 | 50 | -40 to 125 |
| 74HC123 | Dual retriggerable monostable multivibrator with reset | 2.0 - 6.0 | CMOS | ±7.8 | 9.0 | 50 | -40 to 125 |
| 74HCT123 | Dual retriggerable monostable multivibrator with reset; TTL-enabled | 4.5 - 5.5 | TTL | ±4 | 26 | 50 | -40 to 125 |
| 74HCT221 | dual non-retriggerable monostable multivibrator with reset; TTL-enabled | 4.5 - 5.5 | TTL | ±4 | 32 | 50 | -40 to 125 |
| 74HC423 | Dual retriggerable monostable multivibrator with reset | 2.0 - 6.0 | CMOS | ±5.2 | 23 | 50 | -40 to 125 |
| 74HCT423 | Dual retriggerable monostable multivibrator with reset; TTL-enabled | 4.5 - 5.5 | TTL | ±4 | 26 | 50 | -40 to 125 |
| 74HC4538 | Dual retriggerable precision monostable multivibrator | 2.0 - 6.0 | CMOS | ±5.2 | 27 | 50 | -40 to 125 |
| 74HCT4538 | Dual retriggerable precision monostable multivibrator; TTL-enabled | 4.5 - 5.5 | TTL | ±4 | 30 | 50 | -40 to 125 |
| 74LV123 | Dual retriggerable monostable multivibrator with reset | 1.0 - 5.5 | TTL | ±12 | 20 | 50 | -40 to 125 |
| 74LVC1G123 | Single retriggerable monostable multivibrator | 1.65 - 5.5 | CMOS/LVTTL | ±32 | 3.5 | 50 | -40 to 125 |
| HEF4047B | Monostable/astable multivibrator | 3.0 - 15 | CMOS | ±2.4 | 50 | 50 | -40 to 85 |
| HEF4528B | Dual retriggerable monostable multivibrator with reset | 3.0 - 15 | CMOS | ±2.4 | 40 | 50 | -40 to 85 |
| HEF4538B | Dual retriggerable precision monostable multivibrator | 3.0 - 15 | CMOS | ±2.4 | 60 | 50 | -40 to 85 |

Phase-locked loops

| Type number | Description | V _{cc} (V) | Logic switching levels | Output drive capability (mA) | t _{pd} (ns) | Output Load C _L (pF) | F _{max} (MHz) | T _{amb} (°C) |
|-------------|--|---------------------|------------------------|------------------------------|----------------------|---------------------------------|------------------------|-----------------------|
| 74HC4046A | Phase-locked loop with VCO | 3.0 - 6.0 | CMOS | ±5.2 | 18 | 50 | 21 | -40 to 125 |
| 74HCT4046A | Phase-locked loop with VCO; TTL-enabled | 4.5 - 5.5 | TTL | ±4 | 23 | 50 | 19 | -40 to 125 |
| 74HCT9046A | Phase-locked loop with bandgap controlled VCO; TTL-enabled | 4.5 - 5.5 | TTL | ±4 | 23 | 50 | 19 | -40 to 125 |
| HEF4046B | Phase-locked loop with VCO | 3.0 - 15.0 | CMOS | ±2.4 | | 50 | 2.7 | -40 to 125 |

AND Gates

Types in **bold** represent new products

| Type number | Description | V _{cc} (V) | Logic switching levels | Output drive capability (mA) | t _{pd} (ns) | Output Load C _L (typ) (pF) | f _{max} (MHz) | Number of bits | T _{amb} (°C) |
|----------------|--|---------------------|------------------------|------------------------------|----------------------|---------------------------------------|------------------------|----------------|-----------------------|
| 74ABT08 | Quad 2-input AND gate | 4.5 - 5.5 | TTL | -15 / 20 | 2.4 | 50 | 100 | 4 | -40 to 85 |
| 74AHC08 | Quad 2-input AND gate | 2.0 - 5.5 | CMOS | ±8 | 3.5 | 50 | 60 | 4 | -40 to 125 |
| 74AHC1G08 | Single 2-input AND gate | 2.0 - 5.5 | CMOS | ±8 | 3.2 | 50 | 60 | 1 | -40 to 125 |
| 74AHC1G09 | Single 2-input AND gate; open drain | 2.0 - 5.5 | CMOS | ±8 | 3.2 | 50 | 60 | 1 | -40 to 125 |
| 74AHC2G08 | Dual 2-input AND gate | 2.0 - 5.5 | CMOS | ±8 | 3.2 | 50 | 60 | 2 | -40 to 125 |
| 74AHCT08 | Quad 2-input AND gate; TTL-enabled | 4.5 - 5.5 | TTL | ±8 | 5.0 | 50 | 60 | 4 | -40 to 125 |
| 74AHCT1G08 | Single 2-input AND gate; TTL-enabled | 4.5 - 5.5 | TTL | ±8 | 3.6 | 50 | 60 | 1 | -40 to 125 |
| 74AHCT2G08 | Dual 2-input AND gate; TTL-enabled | 4.5 - 5.5 | TTL | ±8 | 3.6 | 50 | 60 | 2 | -40 to 125 |
| 74ALVC08 | Quad 2-input AND gate | 1.65 - 3.6 | CMOS/ LVTTTL | ±24 | 2.0 | 50 | 145 | 4 | -40 to 85 |
| 74AUP1G08 | Single 2-input AND gate | 1.1 - 3.6 | CMOS | ±1.9 | 8.2 | 30 | 70 | 1 | -40 to 125 |
| 74AUP1G09 | Single 2-input AND gate; open drain | 1.1 - 3.6 | CMOS | 1.9 | 8.5 | 30 | 70 | 1 | -40 to 125 |
| 74AUP1G11 | Single 3-input AND gate | 1.1 - 3.6 | CMOS | ±1.9 | 6.9 | 30 | 70 | 1 | -40 to 125 |
| 74AUP1T08 | Single supply 2-input voltage-translating AND gate | 2.3 - 3.6 | CMOS | ±4 | 3.6 | 15 | 70 | 1 | -40 to 125 |
| 74AUP2G08 | Dual 2-input AND gate | 1.1 - 3.6 | CMOS | ±1.9 | 8.2 | 30 | 70 | 2 | -40 to 125 |
| 74AXP1G08 | Single 2-input AND gate | 0.7 - 2.75 | CMOS | ±4.5 | 2.6 | 5 | 70 | 1 | -40 to 85 |
| 74AXP1G09 | Single 2-input AND gate with open-drain output | 0.7 - 2.75 | CMOS | ±4.5 | 2.6 | 5 | 70 | 1 | -40 to 85 |
| 74AXP1G11 | Single 3-input AND gate | 0.7 - 2.75 | CMOS | ±4.5 | 2.6 | 5 | 70 | 1 | -40 to 85 |
| 74HC08 | Quad 2-input AND gate | 2.0 - 6.0 | CMOS | ±5.2 | 7.0 | 50 | 36 | 4 | -40 to 125 |
| 74HC11 | Triple 3-input AND gate | 2.0 - 6.0 | CMOS | ±5.2 | 10 | 50 | 36 | 3 | -40 to 125 |
| 74HC1G08 | Single 2-input AND gate | 2.0 - 6.0 | CMOS | ±5.2 | 7.0 | 50 | 36 | 1 | -40 to 125 |
| 74HC21 | Dual 4-input AND gate | 2.0 - 6.0 | CMOS | ±5.2 | 10 | 50 | 36 | 2 | -40 to 125 |
| 74HC2G08 | Dual 2-input AND gate | 2.0 - 6.0 | CMOS | ±5.2 | 9.0 | 50 | 36 | 2 | -40 to 125 |
| 74HCT08 | Quad 2-input AND gate; TTL-enabled | 4.5 - 5.5 | TTL | ±4 | 11 | 50 | 36 | 4 | -40 to 125 |
| 74HCT11 | Triple 3-input AND gate | 4.5 - 5.5 | TTL | ±4 | 11 | 50 | 36 | 3 | -40 to 125 |
| 74HCT1G08 | Single 2-input AND gate; TTL-enabled | 4.5 - 5.5 | TTL | ±2 | 11 | 50 | 36 | 1 | -40 to 125 |
| 74HCT2G08 | Dual 2-input AND gate; TTL-enabled | 4.5 - 5.5 | TTL | ±4 | 14 | 50 | 36 | 2 | -40 to 125 |
| 74LV08 | Quad 2-input AND gate | 1.0 - 5.5 | TTL | ±12 | 7.0 | 50 | 30 | 4 | -40 to 125 |
| 74LV08A | Quad 2-input AND gate | 2.0 - 5.5 | CMOS | ±12 | 4.3 | 15 | 45 | 4 | -40 to 125 |
| 74LV1T08 | Single supply 2-input translating AND gate | 1.6 - 5.5 | CMOS | ±8 | 13.4 | 15 | 60 | 1 | -40 to 125 |
| 74LVC08A | Quad 2-input AND gate | 1.2 - 3.6 | CMOS/ LVTTTL | ±24 | 2.1 | 50 | 150 | 4 | -40 to 125 |
| 74LVC11 | Triple 3-input AND gate | 1.2 - 3.6 | CMOS/ LVTTTL | ±24 | 3.7 | 50 | 150 | 3 | -40 to 125 |
| 74LVC1G08 | Single 2-input AND gate | 1.65 - 5.5 | CMOS/ LVTTTL | ±24 | 2.1 | 50 | 150 | 1 | -40 to 125 |
| 74LVC1G11 | Single 3-input AND gate | 1.65 - 5.5 | CMOS/ LVTTTL | ±24 | 2.6 | 50 | 150 | 1 | -40 to 125 |
| 74LVC2G08 | Dual 2-input AND gate | 1.65 - 5.5 | CMOS/ LVTTTL | ±24 | 2.1 | 50 | 150 | 2 | -40 to 125 |
| 74LVT08 | Quad 2-input AND gate | 2.7 - 3.6 | TTL | -20 / 32 | 3.4 | 50 | 150 | 4 | -40 to 85 |
| 74VHC08 | Quad 2-input AND gate | 2.0 - 5.5 | CMOS | ±8 | 3.5 | 50 | 60 | 4 | -40 to 125 |
| 74VHCT08 | Quad 2-input AND gate; TTL-enabled | 4.5 - 5.5 | TTL | ±8 | 5.0 | 50 | 60 | 4 | -40 to 125 |
| HEF4073B | Triple 3-input AND gate | 3.0 - 15 | CMOS | ±2.4 | 20 | 50 | 10 | 3 | -40 to 85 |
| HEF4081B | Quad 2-input AND gate | 3.0 - 15 | CMOS | ±2.4 | 20 | 50 | 10 | 4 | -40 to 85 |
| HEF4082B | Dual 4-input AND gate | 3.0 - 15 | CMOS | ±2.4 | 25 | 50 | 10 | 2 | -40 to 85 |
| XC7SET08 | Single 2-input AND gate; TTL-enabled | 4.5 - 5.5 | TTL | ±8 | 3.6 | 50 | 60 | 1 | -40 to 125 |
| XC7SH08 | Single 2-input AND gate | 2.0 - 5.5 | CMOS | ±8 | 3.2 | 50 | 60 | 1 | -40 to 125 |

Combination Gates

| Type number | Description | V _{CC} (V) | Logic switching levels | Output drive capability (mA) | t _{pd} (ns) | Output Load C _L (typ) (pF) | f _{max} (MHz) | Number of bits | T _{amb} (°C) |
|-------------|--|---------------------|------------------------|------------------------------|----------------------|---------------------------------------|------------------------|----------------|-----------------------|
| 74AUP1G0832 | Single 3-input AND-OR gate | 1.1 - 3.6 | CMOS | ±1.9 | 6.7 | 30 | 70 | 1 | -40 to 125 |
| 74AUP1G3208 | Single 3-input OR-AND gate | 1.1 - 3.6 | CMOS | ±1.9 | 7.4 | 30 | 70 | 1 | -40 to 125 |
| 74AUP1G885 | Dual function gate | 1.1 - 3.6 | CMOS | ±1.9 | 7.6 | 30 | 70 | 1 | -40 to 125 |
| 74AUP1Z04 | Crystal driver with enable and internal resistor | 1.1 - 3.6 | CMOS | ±1.9 | 5.6 | 30 | 70 | 1 | -40 to 125 |
| 74AUP1Z125 | Crystal driver with enable and internal resistor (3-state) | 1.1 - 3.6 | CMOS | ±1.9 | 4.7 | 30 | 70 | 1 | -40 to 125 |
| 74AUP2G0604 | Inverter with open drain and inverter | 1.1 - 3.6 | CMOS | ±1.9 | 4.0 | 30 | 70 | 2 | -40 to 125 |
| 74AUP2G3404 | Buffer and inverter | 1.1 - 3.6 | CMOS | ±1.9 | 4.0 | 30 | 70 | 2 | -40 to 125 |
| 74AUP2G3407 | Buffer and buffer with open drain | 1.1 - 3.6 | CMOS | ±1.9 | 4.1 | 30 | 70 | 2 | -40 to 125 |
| 74AUP3G0434 | Dual inverter and single buffer | 1.1 - 3.6 | CMOS | ±1.9 | 4.0 | 30 | 70 | 3 | -40 to 125 |
| 74AUP3G3404 | Dual buffer and single inverter | 1.1 - 3.6 | CMOS | ±1.9 | 4.0 | 30 | 70 | 3 | -40 to 125 |
| 74LVC1GX04 | Crystal driver | 1.65 - 5.5 | CMOS/ LVTTTL | ±24 | 2.8 | 50 | 150 | 1 | -40 to 125 |
| HEF4007UB | Dual complementary paIR and inverter | 3.0 - 15 | CMOS | ±3.4 | 15 | 50 | 10 | 2 | -40 to 85 |

Configurable Gates

| Type number | Description | V _{CC} (V) | Logic switching levels | Output drive capability (mA) | t _{pd} (ns) | Output Load C _L (typ) (pF) | f _{max} (MHz) | Number of bits | T _{amb} (°C) |
|-------------|--|---------------------|------------------------|------------------------------|----------------------|---------------------------------------|------------------------|----------------|-----------------------|
| 74AUP1G57 | Configurable gate; Schmitt-trigger | 1.1 - 3.6 | CMOS | ±1.9 | 8.7 | 30 | 70 | 1 | -40 to 125 |
| 74AUP1G58 | Configurable gate; Schmitt-trigger | 1.1 - 3.6 | CMOS | ±1.9 | 8.7 | 30 | 70 | 1 | -40 to 125 |
| 74AUP1G97 | Configurable gate; Schmitt-trigger | 1.1 - 3.6 | CMOS | ±1.9 | 8.7 | 30 | 70 | 1 | -40 to 125 |
| 74AUP1G98 | Configurable gate; Schmitt-trigger | 1.1 - 3.6 | CMOS | ±1.9 | 8.9 | 30 | 70 | 1 | -40 to 125 |
| 74AUP1G3208 | Configurable multiple function gate | 0.8 - 3.6 | CMOS | ±4 | 6.6 | 30 | 70 | 1 | -40 to 125 |
| 74AUP1T57 | Configurable gate with voltage-level translation | 2.3 - 3.6 | CMOS | ±4 | 3.8 | 15 | 70 | 1 | -40 to 125 |
| 74AUP1T58 | Configurable gate with voltage-level translation | 2.3 - 3.6 | CMOS | ±4 | 3.8 | 15 | 70 | 1 | -40 to 125 |
| 74AUP1T97 | Configurable gate with voltage-level translation | 2.3 - 3.6 | CMOS | ±4 | 3.8 | 15 | 70 | 1 | -40 to 125 |
| 74AUP1T98 | Configurable gate with voltage-level translation | 2.3 - 3.6 | CMOS | ±4 | 3.8 | 15 | 70 | 1 | -40 to 125 |
| 74AUP2G57 | Dual configurable gate; Schmitt-trigger | 0.8 - 3.6 | CMOS | ±4 | 6.6 | 30 | 70 | 1 | -40 to 125 |
| 74AUP2G58 | Dual configurable gate; Schmitt-trigger | 0.8 - 3.6 | CMOS | ±4 | 6.6 | 30 | 70 | 1 | -40 to 125 |
| 74AUP2G97 | Dual configurable gate; Schmitt-trigger | 0.8 - 3.6 | CMOS | ±4 | 6.6 | 30 | 70 | 1 | -40 to 125 |
| 74AUP2G98 | Dual configurable gate; Schmitt-trigger | 0.8 - 3.6 | CMOS | ±4 | 6.6 | 30 | 70 | 1 | -40 to 125 |
| 74AXP1G57 | Configurable gate; Schmitt-trigger | 0.7 - 2.75 | CMOS | ±4.5 | 4.6 | 5 | 70 | 1 | -40 to 85 |
| 74AXP1G58 | Configurable gate; Schmitt-trigger | 0.7 - 2.75 | CMOS | ±4.5 | 4.5 | 5 | 70 | 1 | -40 to 85 |
| 74AXP1G97 | Configurable gate; Schmitt-trigger | 0.7 - 2.75 | CMOS | ±4.5 | 4.5 | 5 | 70 | 1 | -40 to 85 |
| 74AXP1G98 | Configurable gate; Schmitt-trigger | 0.7 - 2.75 | CMOS | ±4.5 | 4.5 | 5 | 70 | 1 | -40 to 85 |
| 74LVC1G57 | Configurable gate; Schmitt-trigger | 1.65 - 5.5 | CMOS/ LVTTTL | ±32 | 6.3 | 50 | 150 | 1 | -40 to 125 |
| 74LVC1G58 | Configurable gate; Schmitt-trigger | 1.65 - 5.5 | CMOS/ LVTTTL | ±32 | 6.3 | 50 | 150 | 1 | -40 to 125 |
| 74LVC1G97 | Configurable gate; Schmitt-trigger | 1.65 - 5.5 | CMOS/ LVTTTL | ±32 | 6.3 | 50 | 150 | 1 | -40 to 125 |
| 74LVC1G98 | Configurable gate; Schmitt-trigger | 1.65 - 5.5 | CMOS/ LVTTTL | ±32 | 6.3 | 50 | 150 | 1 | -40 to 125 |
| 74LVC1G99 | Configurable gate; Schmitt-trigger | 1.65 - 5.5 | CMOS/ LVTTTL | ±32 | 8.4 | 50 | 150 | 1 | -40 to 125 |

EXCLUSIVE-NOR Gates

| Type number | Description | V _{CC} (V) | Logic switching levels | Output drive capability (mA) | t _{pd} (ns) | Output Load C _L (typ) (pF) | f _{max} (MHz) | T _{amb} (°C) |
|-------------|--|---------------------|------------------------|------------------------------|----------------------|---------------------------------------|------------------------|-----------------------|
| 74AUP1T87 | Single supply 2-input translating EXCLUSIVE-NOR gate | 2.3 - 3.6 | CMOS | ±4 | 3.9 | 15 | 70 | -40 to 125 |
| 74LV1T87 | Single supply 2-input translating EXCLUSIVE-NOR gate | 1.6 - 5.5 | CMOS | ±8 | 15.8 | 15 | 60 | -40 to 125 |
| HEF4077 | Quad 2-input EXCLUSIVE-NOR gate | 3.0 - 15 | CMOS | ±2.4 | 30 | 50 | 10 | -40 to 85 |

EXCLUSIVE-OR Gates

| Type number | Description | V _{CC} (V) | Logic switching levels | Output drive capability (mA) | t _{pd} (ns) | Output Load C _L (typ) (pF) | f _{max} (MHz) | Number of bits | T _{amb} (°C) |
|-------------|---|---------------------|------------------------|------------------------------|----------------------|---------------------------------------|------------------------|----------------|-----------------------|
| 74AHC1G86 | 2-input EXCLUSIVE-OR gate | 2.0 - 5.5 | CMOS | ±8 | 3.4 | 50 | 60 | 1 | -40 to 125 |
| 74AHCT1G86 | 2-input EXCLUSIVE-OR gate; TTL-enabled | 4.5 - 5.5 | TTL | ±8 | 3.5 | 50 | 60 | 1 | -40 to 125 |
| 74AHC86 | Quad 2-input EXCLUSIVE-OR gate | 2.0 - 5.5 | CMOS | ±8 | 3.4 | 50 | 60 | 4 | -40 to 125 |
| 74AHCT86 | Quad 2-input EXCLUSIVE-OR gate; TTL-enabled | 4.5 - 5.5 | TTL | ±8 | 3.4 | 50 | 60 | 4 | -40 to 125 |
| 74AUP1G386 | Single 3-input EXCLUSIVE-OR gate | 1.1 - 3.6 | CMOS | ±1.9 | 8.6 | 30 | 70 | 1 | -40 to 125 |
| 74AUP1G86 | Single 2-input Exclusive-OR gate | 1.1 - 3.6 | CMOS | ±1.9 | 9.0 | 30 | 70 | 1 | -40 to 125 |
| 74AUP1T86 | Single supply 2-input translating EXCLUSIVE-OR gate | 2.3 - 3.6 | CMOS | ±1.9 | 3.8 | 15 | 70 | 1 | -40 to 125 |
| 74AUP2G86 | Dual 2-input EXCLUSIVE-OR gate | 1.1 - 3.6 | CMOS | ±1.9 | 9.0 | 30 | 70 | 2 | -40 to 125 |
| 74AXP1G86 | Single 2-input Exclusive-OR gates | 0.7 - 2.75 | CMOS | ±4.5 | 4.5 | 5 | 70 | 1 | -40 to 85 |
| 74HC1G86 | Single 2-input EXCLUSIVE-OR gate | 2.0 - 6.0 | CMOS | ±2.6 | 9.0 | 50 | 36 | 1 | -40 to 125 |
| 74HCT1G86 | Single 2-input EXCLUSIVE-OR gate; TTL-enabled | 4.5 - 5.5 | TTL | ±2.0 | 10 | 50 | 36 | 1 | -40 to 125 |
| 74HC2G86 | Dual 2-input EXCLUSIVE-OR gate | 2.0 - 6.0 | CMOS | ±5.2 | 9.0 | 50 | 36 | 2 | -40 to 125 |
| 74HCT2G86 | Dual 2-input EXCLUSIVE-OR gate; TTL-enabled | 4.5 - 5.5 | TTL | ±4.0 | 11 | 50 | 36 | 2 | -40 to 125 |
| 74HC86 | Quad 2-input EXCLUSIVE-OR gate | 2.0 - 6.0 | CMOS | ±5.2 | 11 | 50 | 36 | 4 | -40 to 125 |
| 74HCT86 | Quad 2-input EXCLUSIVE-OR gate; TTL-enabled | 4.5 - 5.5 | TTL | ±4 | 14 | 50 | 36 | 4 | -40 to 125 |
| 74LV1T86 | Single supply 2-input translating EXCLUSIVE-OR gate | 1.6 - 5.5 | CMOS | ±8 | 13.3 | 15 | 60 | 1 | -40 to 125 |
| 74LVC1G386 | Single 3-Input EXCLUSIVE-OR gate | 1.65 - 5.5 | CMOS/ LVTTTL | ±32 | 4.5 | 50 | 150 | 1 | -40 to 125 |
| 74LVC1G86 | Single 2-input EXCLUSIVE-OR gate | 1.65 - 5.5 | CMOS/ LVTTTL | ±32 | 2.4 | 50 | 150 | 1 | -40 to 125 |
| 74LVC2G86 | Dual 2-input EXCLUSIVE-OR gate | 1.65 - 5.5 | CMOS/ LVTTTL | ±32 | 2.3 | 50 | 150 | 2 | -40 to 125 |
| 74LVC86 | Quad 2-input EXCLUSIVE-OR gate | 1.2 - 3.6 | CMOS/ LVTTTL | ±24 | 3.0 | 50 | 150 | 4 | -40 to 125 |
| HEF4030B | Quad 2-input EXCLUSIVE-OR gate | 3.0 - 15 | CMOS | ±2.4 | 30 | 50 | 10 | 4 | -40 to 85 |
| HEF4070B | Quad 2-input EXCLUSIVE-OR gate | 3.0 - 15 | CMOS | ±2.4 | 30 | 50 | 10 | 4 | -40 to 85 |
| XC75ET86 | 2-input EXCLUSIVE-OR gate; TTL-enabled | 4.5 - 5.5 | TTL | ±8 | 3.5 | 50 | 60 | 1 | -40 to 125 |
| XC75H86 | 2-input EXCLUSIVE-OR gate | 2.0 - 5.5 | CMOS | ±8 | 3.4 | 50 | 60 | 1 | -40 to 125 |

NAND Gates

| Type number | Description | V _{CC} (V) | Logic switching levels | Output drive capability (mA) | t _{pd} (ns) | Output Load C _L (typ) (pF) | f _{max} (MHz) | Number of bits | T _{amb} (°C) |
|-------------|---|---------------------|------------------------|------------------------------|----------------------|---------------------------------------|------------------------|----------------|-----------------------|
| 74ABT00 | Quad 2-input NAND gate | 4.5 - 5.5 | TTL | -15 / 20 | 2.5 | 50 | 100 | 4 | -40 to 85 |
| 74ABT20 | Dual 4-input NAND gate | 4.5 - 5.5 | TTL | -15 / 20 | 2.7 | 50 | 100 | 2 | -40 to 85 |
| 74AHC00 | Quad 2-input NAND gate | 2.0 - 5.5 | CMOS | ±8 | 3.2 | 50 | 60 | 4 | -40 to 125 |
| 74AHC132 | Quad 2-input NAND gate Schmitt-trigger | 2.0 - 5.5 | CMOS | ±8 | 3.3 | 50 | 60 | 4 | -40 to 125 |
| 74AHC1G00 | Single 2-input NAND gate | 2.0 - 5.5 | CMOS | ±8 | 3.5 | 50 | 60 | 1 | -40 to 125 |
| 74AHC2G00 | Dual 2-input NAND gate | 2.0 - 5.5 | CMOS | ±8 | 3.5 | 50 | 60 | 2 | -40 to 125 |
| 74AHCT00 | Quad 2-input NAND gate; TTL-enabled | 4.5 - 5.5 | TTL | ±8 | 3.3 | 50 | 60 | 4 | -40 to 125 |
| 74AHCT132 | Quad 2-input NAND gate Schmitt-trigger; TTL-enabled | 4.5 - 5.5 | TTL | ±8 | 3.5 | 50 | 60 | 4 | -40 to 125 |

NAND Gates

Types in **bold** represent new products

| Type number | Description | V _{CC} (V) | Logic switching levels | Output drive capability (mA) | t _{pd} (ns) | Output Load C _L (typ) (pF) | f _{max} (MHz) | Number of bits | T _{amb} (°C) |
|----------------|---|---------------------|------------------------|------------------------------|----------------------|---------------------------------------|------------------------|----------------|-----------------------|
| 74AHCT1G00 | Single 2-input NAND gate; TTL-enabled | 4.5 - 5.5 | TTL | ±8 | 3.6 | 50 | 60 | 1 | -40 to 125 |
| 74AHCT2G00 | Dual 2-input NAND gate; TTL-enabled | 4.5 - 5.5 | TTL | ±8 | 3.6 | 50 | 60 | 2 | -40 to 125 |
| 74AUP1T00 | Single supply 2-input voltage-translating NAND gate | 2.3 - 3.6 | CMOS | ±1.9 | 3.7 | 15 | 70 | 1 | -40 to 125 |
| 74AUP2G132 | Dual 2-input NAND gate Schmitt-trigger | 1.1 - 3.6 | CMOS | ±1.9 | 10 | 30 | 70 | 2 | -40 to 125 |
| 74AXP1G00 | Single 2-input NAND gate | 0.7 - 2.75 | CMOS | ±4.5 | 2.7 | 5 | 70 | 1 | -40 to 85 |
| 74AXP1G10 | Single 3-input NAND gate | 0.7 - 2.75 | CMOS | ±4.5 | 2.6 | 5 | 70 | 1 | -40 to 85 |
| 74HC132 | Quad 2-input NAND gate Schmitt-trigger | 2.0 - 6.0 | CMOS | ±5.2 | 11 | 50 | 36 | 4 | -40 to 125 |
| 74HCT132 | Quad 2-input NAND gate Schmitt-trigger; TTL-enabled | 4.5 - 5.5 | TTL | ±4 | 17 | 50 | 36 | 4 | -40 to 125 |
| 74LV00A | Quad 2-input NAND gate | 2.0 - 5.5 | CMOS | ±12 | 4.3 | 15 | 45 | 4 | -40 to 125 |
| 74LV132 | Quad 2-input NAND gate Schmitt-trigger | 1.0 - 5.5 | TTL | ±12 | 10 | 50 | 30 | 4 | -40 to 125 |
| 74LVC132A | Quad 2-input NAND gate Schmitt-trigger | 1.2 - 3.6 | CMOS/ LVTTTL | ±24 | 3.4 | 50 | 175 | 4 | -40 to 125 |
| HEF4093B | Quad 2-input NAND gate Schmitt-trigger | 3.0 - 15 | CMOS | ±2.4 | 3.0 | 50 | 10 | 4 | -40 to 85 |
| 74AHC30 | 8-input NAND gate | 2.0 - 5.5 | CMOS | ±8 | 3.6 | 50 | 60 | 1 | -40 to 125 |
| 74AHCT30 | 8-input NAND gate; TTL-enabled | 4.5 - 5.5 | TTL | ±8 | 3.3 | 50 | 60 | 1 | -40 to 125 |
| 74ALVC00 | Quad 2-input NAND gate | 1.65 - 3.6 | CMOS/ LVTTTL | ±24 | 2.1 | 50 | 145 | 4 | -40 to 85 |
| 74AUP1G00 | Single 2-input NAND gate | 1.1 - 3.6 | CMOS | ±1.9 | 8.3 | 30 | 70 | 1 | -40 to 125 |
| 74AUP1G132 | Single 2-input NAND gate Schmitt trigger | 1.1 - 3.6 | CMOS | ±1.9 | 10 | 30 | 70 | 1 | -40 to 125 |
| 74AUP1G38 | Single 2-input NAND gate; open drain | 1.1 - 3.6 | CMOS | 1.9 | 8.5 | 30 | 70 | 1 | -40 to 125 |
| 74AUP2G00 | Dual 2-input NAND gate | 1.1 - 3.6 | CMOS | ±1.9 | 8.3 | 30 | 70 | 2 | -40 to 125 |
| 74AUP2G38 | Dual 2-input NAND gate; open drain | 1.1 - 3.6 | CMOS | 1.9 | 8.5 | 30 | 70 | 2 | -40 to 125 |
| 74HC00 | Quad 2-input NAND gate | 2.0 - 6.0 | CMOS | ±5.2 | 7.0 | 50 | 36 | 4 | -40 to 125 |
| 74HC03 | Quad 2-input NAND gate; open drain | 2.0 - 6.0 | CMOS | 5.2 | 8.0 | 50 | 36 | 4 | -40 to 125 |
| 74HC10 | Triple 3-input NAND gate | 2.0 - 6.0 | CMOS | ±5.2 | 9.0 | 50 | 36 | 3 | -40 to 125 |
| 74HC1G00 | Single 2-input NAND gate | 2.0 - 6.0 | CMOS | ±2.6 | 7.0 | 50 | 36 | 1 | -40 to 125 |
| 74HC20 | Dual 4-input NAND gate | 2.0 - 6.0 | CMOS | ±5.2 | 8.0 | 50 | 36 | 2 | -40 to 125 |
| 74HC2G00 | Dual 2-input NAND gate | 2.0 - 6.0 | CMOS | ±5.6 | 9.0 | 50 | 36 | 2 | -40 to 125 |
| 74HC30 | 8-input NAND gate | 2.0 - 6.0 | CMOS | ±5.2 | 12 | 50 | 36 | 1 | -40 to 125 |
| 74HCT00 | Quad 2-input NAND gate; TTL-enabled | 4.5 - 5.5 | TTL | ±4 | 10 | 50 | 36 | 4 | -40 to 125 |
| 74HCT03 | Quad 2-input NAND gate; TTL-enabled; open drain | 4.5 - 5.5 | TTL | ±4 | 10 | 50 | 36 | 4 | -40 to 125 |
| 74HCT10 | Triple 3-input NAND gate; TTL-enabled | 4.5 - 5.5 | TTL | ±4 | 11 | 50 | 36 | 3 | -40 to 125 |
| 74HCT1G00 | Single 2-input NAND gate; TTL-enabled | 4.5 - 5.5 | TTL | ±2 | 10 | 50 | 36 | 1 | -40 to 125 |
| 74HCT20 | Dual 4-input NAND gate; TTL-enabled | 4.5 - 5.5 | TTL | ±4 | 13 | 50 | 36 | 2 | -40 to 125 |
| 74HCT2G00 | Dual 2-input NAND gate; TTL-enabled | 4.5 - 5.5 | TTL | ±4 | 12 | 50 | 36 | 2 | -40 to 125 |
| 74HCT30 | 8-input NAND gate; TTL-enabled | 4.5 - 5.5 | TTL | ±4 | 12 | 50 | 36 | 1 | -40 to 125 |
| 74LV00 | Quad 2-input NAND gate | 1.0 - 5.5 | TTL | ±12 | 7 | 50 | 30 | 4 | -40 to 125 |
| 74LV03 | Quad 2-input NAND gate; TTL-enabled; open drain | 1.0 - 5.5 | TTL | ±12 | 8.0 | 50 | 30 | 4 | -40 to 125 |
| 74LV1T00 | Single supply 2-input translating NAND gate | 1.6 - 5.5 | CMOS | ±8 | 3.1 | 15 | 60 | 1 | -40 to 125 |
| 74LVC00A | Quad 2-input NAND gate | 1.2 - 3.6 | CMOS/ LVTTTL | ±24 | 2.1 | 50 | 150 | 4 | -40 to 125 |
| 74LVC10A | Triple 3-input NAND gate | 1.2 - 3.6 | CMOS/ LVTTTL | ±24 | 3.9 | 50 | 150 | 3 | -40 to 125 |
| 74LVC1G00 | Single 2-input NAND gate | 1.65 - 5.5 | CMOS/ LVTTTL | ±32 | 2.2 | 50 | 175 | 1 | -40 to 125 |
| 74LVC1G10 | Single 3-input NAND gate | 1.65 - 5.5 | CMOS/ LVTTTL | ±32 | 2.6 | 50 | 175 | 1 | -40 to 125 |
| 74LVC1G38 | Single 2-input NAND gate; open drain | 1.65 - 5.5 | CMOS/ LVTTTL | 32 | 2.3 | 50 | 175 | 1 | -40 to 125 |
| 74LVC2G00 | Dual 2-input NAND gate | 1.65 - 5.5 | CMOS/ LVTTTL | ±32 | 2.2 | 50 | 175 | 2 | -40 to 125 |
| 74LVC2G38 | Dual 2-input NAND gate; open drain | 1.65 - 5.5 | CMOS/ LVTTTL | 32 | 2.1 | 50 | 175 | 2 | -40 to 125 |
| 74LVC30A | 8-input NAND gate | 1.65 - 5.5 | CMOS/ LVTTTL | 24 | 3.6 | 50 | 175 | 1 | -40 to 125 |
| HEF4011B | Quad 2-input NAND gate | 3.0 - 15 | CMOS | ±2.4 | 20 | 50 | 10 | 4 | -40 to 85 |

NOR Gates

Types in **bold** represent new products

| Type number | Description | V _{CC} (V) | Logic switching levels | Output drive capability (mA) | t _{pd} (ns) | Output Load C _L (typ) (pF) | f _{max} (MHz) | Number of bits | T _{amb} (°C) |
|----------------|--|---------------------|------------------------|------------------------------|----------------------|---------------------------------------|------------------------|----------------|-----------------------|
| 74AHC02 | Quad 2-input NOR gate | 2.0 - 5.5 | CMOS | ±8 | 2.9 | 50 | 60 | 4 | -40 to 125 |
| 74AHCT02 | Quad 2-input NOR gate; TTL-enabled | 4.5 - 5.5 | TTL | ±8 | 3.8 | 50 | 60 | 4 | -40 to 125 |
| 74AHC1G02 | Single 2-input NOR gate | 2.0 - 5.5 | CMOS | ±8 | 3.2 | 50 | 60 | 1 | -40 to 125 |
| 74AHCT1G02 | Single 2-input NOR gate; TTL-enabled | 4.5 - 5.5 | TTL | ±8 | 3.5 | 50 | 60 | 1 | -40 to 125 |
| 74ALVC02 | Quad 2-input NOR gate | 1.65 - 3.6 | CMOS/ LVTTTL | ±24 | 2.2 | 50 | 150 | 4 | -40 to 85 |
| 74AUP1G02 | Single 2-input NOR gate | 1.1 - 3.6 | CMOS | ±1.9 | 8.3 | 30 | 70 | 1 | -40 to 125 |
| 74AUP1T02 | Single supply 2-input voltage-translating NOR gate | 2.3 - 3.6 | CMOS | ±1.9 | 3.6 | 15 | 70 | 1 | -40 to 125 |
| 74AUP2G02 | Dual 2-input NOR gate | 1.1 - 3.6 | CMOS | ±1.9 | 8.3 | 30 | 70 | 2 | -40 to 125 |
| 74AXP1G02 | Single 2-input NOR gate | 0.7 - 2.75 | CMOS | ±4.5 | 2.6 | 5 | 70 | 1 | -40 to 85 |
| 74HC02 | Quad 2-input NOR gate | 2.0 - 6.0 | CMOS | ±5.2 | 7.0 | 50 | 36 | 4 | -40 to 125 |
| 74HCT02 | Quad 2-input NOR gate; TTL-enabled | 4.5 - 5.5 | TTL | ±4 | 9.0 | 50 | 36 | 4 | -40 to 125 |
| 74HC1G02 | Single 2-input NOR gate | 2.0 - 6.0 | CMOS | ±2.6 | 7.0 | 50 | 36 | 1 | -40 to 125 |
| 74HCT1G02 | Single 2-input NOR gate; TTL-enabled | 4.5 - 5.5 | TTL | ±2.0 | 9.0 | 50 | 36 | 1 | -40 to 125 |
| 74HC27 | Triple 3-input NOR gate | 2.0 - 6.0 | CMOS | ±5.2 | 8.0 | 50 | 36 | 3 | -40 to 125 |
| 74HCT27 | Triple 3-input NOR gate; TTL-enabled | 4.5 - 5.5 | TTL | ±4 | 10 | 50 | 36 | 3 | -40 to 125 |
| 74HC2G02 | Dual 2-input NOR gate | 2.0 - 6.0 | CMOS | ±5.2 | 9.0 | 50 | 36 | 2 | -40 to 125 |
| 74HCT2G02 | Dual 2-input NOR gate; TTL-enabled | 4.5 - 5.5 | TTL | ±4 | 12 | 50 | 36 | 2 | -40 to 125 |
| 74HC4002 | Dual 4-input NOR gate | 2.0 - 6.0 | CMOS | ±5.2 | 9.0 | 50 | 36 | 2 | -40 to 125 |
| 74HCT4002 | Dual 4-input NOR gate; TTL-enabled | 4.5 - 5.5 | TTL | ±4 | 11 | 50 | 36 | 2 | -40 to 125 |
| 74LV02 | Quad 2-input NOR gate | 1.0 - 5.5 | TTL | ±12 | 6.0 | 50 | 30 | 4 | -40 to 125 |
| 74LV02A | Quad 2-input NOR gate | 2.0 - 5.5 | CMOS | ±12 | 4.3 | 15 | 45 | 4 | -40 to 125 |
| 74LV1T02 | Single supply 2-input translating NOR gate | 1.6 - 5.5 | CMOS | ±8 | 3.2 | 15 | 60 | 1 | -40 to 125 |
| 74LVC02A | Quad 2-input NOR gate | 1.2 - 3.6 | CMOS/ LVTTTL | ±24 | 2.1 | 50 | 150 | 4 | -40 to 125 |
| 74LVC1G02 | Single 2-input NOR gate | 1.65 - 5.5 | CMOS/ LVTTTL | ±32 | 2.1 | 50 | 150 | 1 | -40 to 125 |
| 74LVC1G27 | Single 3-input NOR gate | 1.65 - 5.5 | CMOS/ LVTTTL | ±32 | 2.6 | 50 | 150 | 1 | -40 to 125 |
| 74LVC2G02 | Dual 2-input NOR gate | 1.65 - 5.5 | CMOS/ LVTTTL | ±32 | 2.4 | 50 | 150 | 2 | -40 to 125 |
| 74LVT02 | Quad 2-input NOR gate | 2.7 - 3.6 | TTL | -20 / 32 | 2.8 | 50 | 150 | 4 | -40 to 85 |
| 74VHC02 | Quad 2-input NOR gate | 2.0 - 5.5 | CMOS | ±8 | 2.9 | 50 | 60 | 4 | -40 to 125 |
| 74VHCT02 | Quad 2-input NOR gate; TTL-enabled | 4.5 - 5.5 | TTL | ±8 | 3.8 | 50 | 60 | 4 | -40 to 125 |
| HEF4001B | Quad 2-input NOR gate | 3.0 - 15 | CMOS | ±2.4 | 20 | 50 | 10 | 4 | -40 to 85 |
| HEF4002B | Dual 4-input NOR gate | 3.0 - 15 | CMOS | ±2.4 | 20 | 50 | 10 | 4 | -40 to 85 |
| XC7SET02 | Single 2-input NOR gate; TTL-enabled | 4.5 - 5.5 | TTL | ±8 | 3.5 | 50 | 60 | 1 | -40 to 125 |
| XC7SH02 | Single 2-input NOR gate | 2.0 - 5.5 | CMOS | ±8 | 3.2 | 50 | 60 | 1 | -40 to 125 |

OR Gates

Types in **bold** represent new products

| Type number | Description | V _{cc} (V) | Logic switching levels | Output drive capability (mA) | t _{pd} (ns) | Output Load C _L (typ) (pF) | f _{max} (MHz) | Number of bits | T _{amb} (°C) |
|------------------|---|---------------------|------------------------|------------------------------|----------------------|---------------------------------------|------------------------|----------------|-----------------------|
| 74ABT32 | Quad 2-input OR gate | 4.5 - 5.5 | TTL | -15 / 20 | 2.3 | 50 | 100 | 4 | -40 to 85 |
| 74AHC1G32 | Single 2-input OR gate | 2.0 - 5.5 | CMOS | ±8 | 3.2 | 50 | 60 | 1 | -40 to 125 |
| 74AHCT1G32 | Single 2-input OR gate | 4.5 - 5.5 | TTL | ±8 | 3.3 | 50 | 60 | 1 | -40 to 125 |
| 74AHC2G32 | Dual 2-input OR gate | 2.0 - 5.5 | CMOS | ±8 | 3.2 | 50 | 60 | 2 | -40 to 125 |
| 74AHCT2G32 | Dual 2-input OR gate | 4.5 - 5.5 | TTL | ±8 | 3.3 | 50 | 60 | 2 | -40 to 125 |
| 74AHC32 | Quad 2-input OR gate | 2.0 - 5.5 | CMOS | ±8 | 3.5 | 50 | 60 | 4 | -40 to 125 |
| 74AHCT32 | Quad 2-input OR gate; TTL-enabled | 4.5 - 5.5 | TTL | ±8 | 5.0 | 50 | 60 | 4 | -40 to 125 |
| 74ALVC32 | Quad 2-input OR gate | 1.65 - 3.6 | CMOS/LVTTL | ±24 | 2.0 | 50 | 150 | 4 | -40 to 125 |
| 74AUP1G32 | Single 2-input OR gate | 1.1 - 3.6 | CMOS | ±1.9 | 7.9 | 30 | 70 | 1 | -40 to 125 |
| 74AUP1G332 | Single 3-input OR gate | 1.1 - 3.6 | CMOS | ±1.9 | 6.8 | 30 | 70 | 1 | -40 to 125 |
| 74AUP1T32 | Single supply 2-input voltage-translating OR gate | 2.3 - 3.6 | CMOS | ±1.9 | 3.6 | 15 | 70 | 1 | -40 to 125 |
| 74AUP2G32 | Dual 2-input OR gate | 1.1 - 3.6 | CMOS | ±1.9 | 7.9 | 30 | 70 | 2 | -40 to 125 |
| 74AXP1G32 | Single 2-input OR gate | 0.7 - 2.75 | CMOS | ±4.5 | 2.5 | 5 | 70 | 1 | -40 to 85 |
| 74HC1G32 | Single 2-input OR gate | 2.0 - 6.0 | CMOS | ±2.6 | 8.0 | 50 | 36 | 1 | -40 to 125 |
| 74HCT1G32 | Single 2-input OR gate; TTL-enabled | 4.5 - 5.5 | TTL | ±2.0 | 10 | 50 | 36 | 1 | -40 to 125 |
| 74HC2G32 | Dual 2-input OR gate | 2.0 - 6.0 | CMOS | ±5.2 | 9.0 | 50 | 36 | 2 | -40 to 125 |
| 74HCT2G32 | Dual 2-input OR gate; TTL-enabled | 4.5 - 5.5 | TTL | ±4.0 | 13 | 50 | 36 | 2 | -40 to 125 |
| 74HC32 | Quad 2-input OR gate | 2.0 - 6.0 | CMOS | ±5.2 | 6.0 | 50 | 36 | 4 | -40 to 125 |
| 74HCT32 | Quad 2-input OR gate | 4.5 - 5.5 | TTL | ±4.0 | 9.0 | 50 | 36 | 4 | -40 to 125 |
| 74HC4075 | Triple 3-input OR gate | 2.0 - 6.0 | CMOS | ±5.2 | 8.0 | 50 | 36 | 3 | -40 to 125 |
| 74HCT4075 | Triple 3-input OR gate; TTL-enabled | 4.5 - 5.5 | TTL | ±4 | 10 | 50 | 36 | 3 | -40 to 125 |
| 74LV1T32 | Single supply 2-input translating OR gate | 1.6 - 5.5 | CMOS | ±8 | 4.4 | 15 | 60 | 1 | -40 to 125 |
| 74LV32A | Quad 2-input OR gate | 2.0 - 5.5 | CMOS | ±12 | 4.2 | 15 | 45 | 4 | -40 to 125 |
| 74LV7032A | Quad 2-input OR gate; Schmitt trigger | 2.0 - 5.5 | CMOS | ±12 | 4.3 | 15 | 45 | 4 | -40 to 125 |
| 74LVC1G32 | Single 2-input OR gate | 1.65 - 5.5 | CMOS/LVTTL | ±32 | 2.1 | 50 | 150 | 1 | -40 to 125 |
| 74LVC1G332 | Single 3-input OR gate | 1.65 - 5.5 | CMOS/LVTTL | ±32 | 2.6 | 50 | 150 | 1 | -40 to 125 |
| 74LVC2G32 | Dual 2-input OR gate | 1.65 - 5.5 | CMOS/LVTTL | ±32 | 2.2 | 50 | 150 | 2 | -40 to 125 |
| 74LVC32A | Quad 2-input OR gate | 1.2 - 3.6 | CMOS/LVTTL | ±24 | 2.1 | 50 | 150 | 4 | -40 to 125 |
| 74VHC32 | Quad 2-input OR gate | 2.0 - 5.5 | CMOS | ±8 | 3.5 | 50 | 60 | 4 | -40 to 125 |
| 74VHCT32 | Quad 2-input OR gate; TTL-enabled | 4.5 - 5.5 | TTL | ±8 | 5.0 | 50 | 60 | 4 | -40 to 125 |
| HEF4071B | Quad 2-input OR gate | 3.0 - 15 | CMOS | ±2.4 | 20 | 50 | 10 | 4 | -40 to 125 |
| XC7SET32 | Single 2-input OR gate; TTL-enabled | 4.5 - 5.5 | TTL | ±8 | 3.3 | 50 | 60 | 1 | -40 to 125 |
| XC7SH32 | Single 2-input OR gate | 2.0 - 5.5 | CMOS | ±8 | 3.2 | 50 | 60 | 1 | -40 to 125 |

Digital comparators

| Type number | Description | V _{CC} (V) | Logic switching levels | Output drive capability (mA) | t _{pd} (ns) | Output Load C _L (pF) | T _{amb} (°C) |
|-------------|---|---------------------|------------------------|------------------------------|----------------------|---------------------------------|-----------------------|
| 74HC688 | 8-bit magnitude comparator | 2.0 - 6.0 | CMOS | ±5.2 | 17 | 50 | -40 to 125 |
| 74HCT688 | 8-bit magnitude comparator; TTL-enabled | 4.5 - 5.5 | TTL | ±4 | 17 | 50 | -40 to 125 |
| 74HC85 | 4-bit magnitude comparator | 2.0 - 6.0 | CMOS | ±5.2 | 23 | 50 | -40 to 125 |
| 74HCT85 | 4-bit magnitude comparator; TTL-enabled | 4.5 - 5.5 | TTL | ±4 | 26 | 50 | -40 to 125 |

Parity generators-checkers

| Type number | Description | V _{CC} (V) | Logic switching levels | Output drive capability (mA) | t _{pd} (ns) | Output Load C _L (pF) | T _{amb} (°C) |
|-------------|--|---------------------|------------------------|------------------------------|----------------------|---------------------------------|-----------------------|
| 74HC280 | 9-bit odd/even parity generator/checker | 2.0 - 6.0 | CMOS | ±5.2 | 17 | 50 | -40 to 125 |
| 74HCT280 | 9-bit odd/even parity generator/checker; TTL-enabled | 4.5 - 5.5 | TTL | ±4 | 18 | 50 | -40 to 125 |

Standard logic functions

74 XXX XXX XXX

| Logic family | Function number | Package type |
|--------------|-----------------|--------------|
| ABT | | BQ DQFN |
| AHC(T) | | D SO |
| ALVC | | DB SSOP |
| ALVT | | DGG TSSOP |
| AUP | | DGV TVSOP |
| AVC | | DL SSOP |
| CB3Q | | DS QSOP |
| CBT(D) | | EV BGA |
| CBTLV(D) | | GU XQFN |
| HC(T) | | GU12 XQFN |
| HEF4000B | | PW TSSOP |
| LV | | T SO |
| LV-A(T) | | TS SSOP |
| LVC | | TT TSSOP |
| LVT | | |
| NPIC | | |
| VHC(T) | | |
| XC7 | | |

Mini logic functions

**74 XXX XG
XT XXX XXX**

| Logic family | Gate format | Translator format | Function number | Package type |
|--------------|----------------------|-------------------|-----------------|---------------|
| AHC(T) | 1G Single-gate | | | DC PicoGate |
| AUP | 2G Dual-gate | | | DP PicoGate |
| AVC | 3G Triple-gate | | | GF MicroPak |
| AXP | | | | GM MicroPak |
| CBT(D) | | | | GN MicroPak |
| CBTLV(D) | | | | GS MicroPak |
| HC(T) | 1T Single-translator | | | GT MicroPak |
| LV | 2T Dual-translator | | | GU MicroPak |
| LVC | 3T Triple-translator | | | GU33 MicroPak |
| XC7 | 4T Quad-translator | | | GV PicoGate |
| | | | | GW PicoGate |
| | | | | GX MicroPak |
| | | | | GX4 MicroPak |
| | | | | PW PicoGate |
| | | | | UK MicroPak |





| | |
|---|------------|
| Package details and packing methods | 170 |
| Package details and packing methods SMD..... | 170 |
| Package details and packing methods WLCSP..... | 174 |
| Packing details glass diodes, single ended and through hole packages..... | 175 |
| Packing letter codes used in orderable part number..... | 176 |
| Package cross reference list..... | 178 |
| Package cross reference matrix..... | 184 |
| Competitive cross reference - Logic..... | 186 |
| Competitive cross reference - Analog & logic ICs..... | 186 |
| Packing methods..... | 188 |
| Product orientation (tape and reel pack) | 188 |
| Minimized outline drawings and reflow soldering footprint | 192 |
| 2-pin SMD packages..... | 192 |
| 3-pin SMD packages..... | 197 |
| 5-pin SMD packages..... | 202 |
| 6-pin SMD packages..... | 203 |
| 6-pin SMD packages..... | 204 |
| 7-pin SMD packages..... | 207 |
| 8-pin SMD packages..... | 207 |
| 8-pin SMD packages..... | 211 |
| 10-pin SMD packages..... | 211 |
| 12-pin SMD packages..... | 212 |
| 14-pin SMD packages..... | 212 |
| 16-pin SMD packages..... | 213 |
| 20-pin SMD packages..... | 214 |
| 24-pin SMD packages..... | 215 |
| 24-pin SMD packages..... | 216 |
| 32-pin SMD packages..... | 216 |
| 48-pin SMD packages..... | 216 |
| 56-pin SMD packages..... | 217 |

Package details and packing methods WLCSP

| Package name | # of balls | Package size (l x w x h) (mm) | Pitch (mm) | Image | Basic type |
|--------------|------------|-------------------------------|-------------|---|--------------|
| WLCSP4 | 4 | 0.76 x 0.76 x 0.47 | 0.4 |  | IP4369CX4 |
| | | 0.8 x 0.8 x 0.15 | | | PMCM4401UNE |
| | | | | | PMCM4401UPE |
| | | | | | PMCM4401VNE |
| | | | | | PMCM4401VPE |
| | | | | | PMCM4402UPE |
| | | | | | PMCM440VNE |
| WLCSP5 | 5 | 0.77 x 1.17 x 0.57 | 0.4 |  | PCMF1HDMI14S |
| | | | | | PCMF1HDMI2S |
| | | | | | PCMF1USB30 |
| | | | | | PCMF1USB3B |
| | | | | | PCMF1USB3S |
| | | | | | PESD1USB30 |
| | | | | | PESD1USB3B |
| | | | | | PESD1USB3S |
| WLCSP6 | 6 | 0.95 x 1.34 x 0.6 | 0.4 |  | IP3319CX6 |
| | | 0.65 x 0.44 x 0.27 | 0.44 | | 74AUP1G34UK |
| | | | 74AUP1G97UK | | |
| | | | 74AUP1T97UK | | |
| | | 1.45 x 1 x 0.35 | 0.5 | | PMCM6501UNE |
| | | | | | PMCM6501UPE |
| | | | | | PMCM6501VNE |
| | | 1.5 x 1 x 0.35 | | | PMCM6501VPE |
| PMCM650CUNE | | | | | |
| WLCSP9 | 9 | 1.48 x 1.48 x 0.35 | 0.5 |  | PMCM950ENE |
| WLCSP10 | 10 | 1.57 x 1.17 x 0.57 | 0.4 |  | PCMF2HDMI14S |
| | | | | | PCMF2HDMI2S |
| | | | | | PCMF2USB30 |
| | | | | | PCMF2USB3B |
| | | | | | PCMF2USB3S |
| | | | | | PESD2USB30 |
| | | | | | PESD2USB3B |
| | | | | | PESD2USB3S |
| WLCSP15 | 15 | 2.37 x 1.17 x 0.57 | 0.4 |  | PCMF3HDMI14S |
| | | | | | PCMF3HDMI2S |
| | | | | | PCMF3USB30 |

Package details and packing methods WLCSP

| Package name | # of balls | Package size (l x w x h) (mm) | Pitch (mm) | Image | Basic type |
|--------------|------------|-------------------------------|------------|---|------------|
| WLCSP15 | 15 | 2.37 x 1.17 x 0.57 | 0.4 |  | PCMF3USB3B |
| | | | | | PCMF3USB3S |
| | | | | | PESD3USB30 |
| | | | | | PESD3USB3B |
| | | | | | PESD3USB3S |
| WLCSP25 | 25 | 2 x 2 x 0.5 | 0.4 |  | IP4856CX25 |

Packing details glass diodes, single ended and through hole packages

| Pins/ leads | Package | Packing method and tape/reel/tube dimensions | Package | Ordering code (12 NC ending) | Packing quantity |
|-----------------------------|----------------|---|--|------------------------------|------------------|
| 2 | SOD27 | 26 mm tape ammo pack, axial |  | -143 | 5000 pcs |
| | | 52 mm tape ammo pack, axial | | -133 | 10000 pcs |
| | | 52 mm reel pack, axial | | -113 | 10000 pcs |
| | SOD66 | 52 mm tape ammo pack, axial |  | -133 | 10000 pcs |
| | | 52 mm reel pack, axial | | -113 | 10000 pcs |
| | SOD68 | 26 mm tape ammo pack, axial |  | -143 | 5000 pcs |
| 52 mm reel pack, axial | | -113 | | 10000 pcs | |
| 52 mm tape ammo pack, axial | | -133 | | 10000 pcs | |
| 3 | SOT78 (TO-220) | Rail packing, 50 pcs/tube, tube length = 520 mm |  | -127 | 1000 pcs |
| | I2PAK (SOT226) | Rail packing, 50 pcs/tube, tube length = 520 mm |  | -127 | 1000 pcs |

Packing letter codes used in orderable part number

| Packing letter | 3NC | Packing type short name | Packing type description | Short packing type description |
|----------------|-----|-------------------------|--|---|
| E | 551 | TRAYBDP | STANDARD MARKING * TRAY DRY PACK, BAKEABLE, SINGLE | Tray Dry Pack, Bakeable, Single |
| E | 551 | TRAYBDP | STANDARD MARKING * TRAY DRY PACK, BAKEABLE, SINGLE | Tray Dry Pack, Bakeable, Single |
| F | 135 | REELLG | REEL 13" Q1/T1 *STANDARD MARK SMD LARGE PQ | Reel Pack, SMD, Large |
| FL | 113 | REELA52 | STANDARD MARKING * REEL PACK, AXIAL, STANDARD, 52MM | Reel Pack, Axial, Standard |
| H | 125 | REELR | REEL 7" Q3/T4 *STANDARD MARK | Reel Pack, 7" Q3/T4 |
| HL | 653 | REEL13 | REEL 13" Q1/T1 *STANDARD MARK SMD (CECC) | Reel Pack, SMD, 13", Q1/T1 CECC |
| HP | 128 | REEL13T | REEL 13" Q2/T3 *STANDARD MARK SMD | Reel Pack, SMD, 13", Q2/T3 |
| J | 118 | REEL13 | REEL 13" Q1/T1 *STANDARD MARK SMD | Reel Pack, SMD, 13" Q1/T1 |
| JL | 652 | TUBE-BULK | STANDARD MARKING - TUBE, CECC | Bulk Pack, CECC |
| K | 557 | TRAYDPM | STANDARD MARKING * TRAY DRY PACK, BAKEABLE, MULTIPLE | Tray Dry Pack, Bakeable, Multiple |
| KL | 602 | TUBE-BULK | STANDARD MARKING - TUBE (SIGNETICS) | Tube (Signetics) |
| M | 699 | SPEC | SEE SPEC. ON ORDER FOR MARKING, BRANDING, PACKING | See specification on order for Marking, Branding, Packi |
| Q | 127 | RAILH | STANDARD MARKING * HORIZONTAL, RAIL PACK | Horizontal, Rail Pack |
| QP | 116 | REEL48 | STANDARD MARKING * REEL PACK, 48MM WIDE, 400MM DIA | Reel Pack, Radial |
| R | 215 | REELLP | REEL 7" Q3/T4 *STANDARD MARK SMD LOW PROFILE | Reel Pack, SMD, 7" Q3/T4 Low Profile |
| RL | 133 | AMMOA52 | STANDARD MARKING * AMMOPACK, AXIAL, 52M | Ammopack, Axial, 52mm |
| RP | 143 | AMMOA26 | STANDARD MARKING * AMMOPACK, AXIAL, 26MM | Ammopack, Axial, 26mm |
| S | 512 | TUBEDP | STANDARD MARKING * TUBE DRY PACK | Tube Dry Pack |
| U | 112 | TUBE-BULK | STANDARD MARKING * IC'S TUBE - DSC BULK PACK | Bulk Pack |
| VL | 235 | REELGLP | REEL 11" Q3/T4 *STANDARD MARK SMD LOW PROFILE LARGE PQ | Reel Pack, SMD, 11" Q3/T4 Low Profile, Large |
| X | 115 | REEL7 | REEL 7" Q1/T1 *STANDARD MARK SMD | Reel Pack, SMD 7" Q1/T1 |
| XL | 132 | REEL7SMDM | REEL 7" Q1/T1, Q3/T4 *STANDARD MARK SMD | Reel 7" Q1/T1, Q3/T4 |
| XP | 623 | REEL13 | REEL 13" Q1/T1 *STANDARD MARK SMD (SIGNETICS) | Reel Pack, SMD, 13" (Signetics) |
| Y | 518 | REEL13DP | REEL 13" Q1/T1 *STANDARD MARK SMD DP | Reel Dry Pack, SMD, 13" Q1/T1 |
| YL | 315 | REELP2 | REEL 7" Q1/T1 *STANDARD MARK SMD PITCH 2MM | Reel Pack, SMD, 7" Q1/T1 Pitch 2mm |
| Z | 023 | REEL7 | REEL 7" Q1/T1 *STANDARD MARK CIRCUIT ELEMENT | Reel 7" Q1/T1 |
| Z | 084 | REEL7LPQ | REEL 7" Q1/T1 *STANDARD MARK CHIPS LARGE PQ | REEL 7" Q1/T1 Large |
| Z | 147 | REEL90D EGREET | REEL 7" Q2/T3 *STANDARD MARK | Reel 7" Q2/T3 |
| Z | 134 | REEL13 LARGE PQ | REEL 13" Q1/T1 *STANDARD MARK SMD LARGE PQ | Reel 13" Q1/T1 in LargePack |
| Z | 013 | REEL13T180 | REEL 13" Q4/T2 *STANDARD MARK | Reel Pack 13", 180 degree turned |
| Z | 146 | REEL270 DEGREEET | REEL 7" Q4/T2 *STANDARD MARK | Reel 7" Q4/T2 |
| Z | 471 | REEL7SBB1 | REEL 7" Q1/T1 *STANDARD MARK SBB | Reel 7" Q1/T1 in Sulfur Barrier Bag |

Packing letter codes used in orderable part number

| Packing letter | 3NC | Packing type short name | Packing type description | Short packing type description |
|----------------|-----|-------------------------|---|--|
| Z | 165 | REELLGR | REEL 11" Q3/T4 *STANDARD MARK SMD LARGE PQ | Reel Pack, SMD, Large, Reverse |
| Z | 185 | REEL4PM | MULTI-REEL 7" Q3/T4 *STANDARD MARK SMD PITCH4MM | Multi-Reel Pack, SMD 7" Q3/T4 Pitch 4mm |
| Z | 012 | REEL7SMDP | REEL 7" Q1/T1 *SPECIAL MARK CHIPS DP | Reel 7" Q1/T1 in Drypack |
| Z | 139 | REEL13Q4 | REEL 13" Q4/T2 *STANDARD MARK | Reel 13" Q4/T2 |
| Z | 317 | REELP2LPQ | REEL 7" Q1/T1-Q2/T3*STANDARD MARK SMD PITCH2MM LPQ | REEL 7" Q1/T1-Q2/T3 SMD Pitch 2mm Large |
| Z | 145 | REELM | MULTI-REEL 7" Q1/T1 *STANDARD MARK SMD | Multi-Reel Pack, SMD |
| Z | 335 | REELGP2 | REEL 11" Q1/T1 *STANDARD MARK SMD PITCH2MM LARGE PQ | Reel Pack, SMD, 11" Q1/T1 Large, Pitch 2mm |
| Z | 184 | REEL7SMD | REEL 7" Q1/T1 *STANDARD MARK SMD | Reel 7" Q1/T1 |
| Z | 014 | REEL7SM | REEL 7" Q1/T1 *SPECIAL MARK CHIPS | Reel 7" Q1/T1 |
| Z | 087 | REEL7SMC2 | REEL 7" Q2/T3 *STANDARD MARK CHIPS | Reel 7" Q2/T3 |
| Z | 300 | REEL11MUL3 | MULTI-REEL 11" T4/Q3 *STANDARD MARK SMD PITCH4MM | Multi-reel 11" T4/Q3 SMD Pitch 4mm |
| Z | 301 | REEL11MUL1 | MULTI-REEL 11" T1/Q1 *STANDARD MARK SMD PITCH4MM | Multi-reel 11" T1/Q1 SMD Pitch 4mm |

Package cross reference list

| Type | Competitor | Nexperia | Pins/Leads |
|-----------------|-------------|----------------------|------------|
| 6 Lead DFN | ON Semi | DFN2020-6 (SOT1118) | 6 |
| CL2 | Toshiba | DSN0402-2 (SOD992) | 2 |
| CLP0603 | Vishay | DSN0603-2 (SOD962) | 2 |
| CMAK/ CMPAK | Renesas | SOT323 | 3 |
| CMPAK-5(T) | Renesas | SOT353 | 5 |
| CMPAK-6 | Renesas | SOT363 | 6 |
| CMPAK/ CMAK | Renesas | SOT323 | 3 |
| CP4 | Toshiba | SOT143B | 4 |
| CS6 | Toshiba | DFN1010-6 (SOT891) | 6 |
| CST3 | Toshiba | DFN1006-3 (SOT883) | 3 |
| CST3 | Toshiba | DFN1006B-3 (SOT883B) | 3 |
| CTS2 (fsc) | Toshiba | DFN1006-2 (SOD882) | 2 |
| CTS2 (fsc) | Toshiba | DFN1006D-2 (SOD882D) | 2 |
| D2PAK | Infineon | D2PAK (SOT404) | 3 |
| D2PAK | ON Semi | D2PAK (SOT404) | 3 |
| D2PAK | ST | D2PAK (SOT404) | 3 |
| D2PAK | Toshiba | D2PAK (SOT404) | 3 |
| D2PAK | Vishay | D2PAK (SOT404) | 3 |
| D2PAK | Infineon | LFPAK88 (SOT1235) | 4 |
| D2PAK | ON Semi | LFPAK88 (SOT1235) | 4 |
| D2PAK | ST | LFPAK88 (SOT1235) | 4 |
| D2PAK | Vishay | LFPAK88 (SOT1235) | 4 |
| D2PAK | Infineon | D2PAK (SOT404) | 3 |
| D2PAK | ST | D2PAK (SOT404) | 3 |
| D2PAK | Vishay | D2PAK (SOT404) | 3 |
| D2PAK 3 | ON Semi | D2PAK (SOT404) | 3 |
| D2PAK 3 | ON Semi | LFPAK88 (SOT1235) | 4 |
| D2PAK 3 | ON Semi | D2PAK (SOT404) | 3 |
| D2PAK-3 | ON Semi | D2PAK (SOT404) | 3 |
| D2PAK-7 | Infineon | LFPAK88 (SOT1235) | 4 |
| D2PAK-7 | ON Semi | LFPAK88 (SOT1235) | 4 |
| D2PAK-7 | Vishay | LFPAK88 (SOT1235) | 4 |
| D2PAK* | Diodes Inc. | D2PAK (SOT404) | 3 |
| D2PAK+ | Toshiba | LFPAK88 (SOT1235) | 4 |
| DFN-5 | ON Semi | LFPAK56 (SOT669) | 4 |
| DFN-8 | ON Semi | LFPAK56D (SOT1205) | 8 |
| DFN1006-3 | Diodes Inc. | DFN1006-3 (SOT883) | 3 |
| DFN1006H4-3 | Diodes Inc. | DFN1006-3 (SOT883) | 3 |
| DFN1411* | Diodes Inc. | DFN1010D-3 (SOT1215) | 3 |
| DFN2 | ST | DSN0603-2 (SOD962) | 2 |
| DSN2, 0.4 x 0.2 | ON Semi | DSN0402-2 (SOD992) | 2 |
| DSN2, 0.6 x 0.3 | ON Semi | DSN0603-2 (SOD962) | 2 |
| DSN2, 1.0 x 0.6 | ON Semi | DSN1006-2 (SOD993) | 2 |

| Type | Competitor | Nexperia | Pins/Leads |
|---------------------|-------------------|-----------------------|------------|
| DSN2, 1.0 x 0.6 | ON Semi | DFN1006D-2 (SOD882D) | 2 |
| DSN2, 1.6 x 0.8 | ON Semi | DFN1608D-2 (SOD1608) | 2 |
| EMD2 | Rohm | SOD523 | 2 |
| EMD3/EMT3 | Rohm | DFN1006-3 (SOT883) | 3 |
| EMT3/EMD3 | Rohm | DFN1006-3 (SOT883) | 3 |
| EMT3F* | Rohm | DFN1006-3 (SOT883) | 3 |
| ESC/TESC | Toshiba | SOD523 | 2 |
| ESM | Toshiba | DFN1006-3 (SOT883) | 3 |
| FM8 | Toshiba | SOT96 | 8 |
| FS6* | Toshiba | DFN1010B-6 (SOT1216) | 6 |
| GMD2 | Rohm | DSN0603-2 (SOD962) | 2 |
| H2PAK-2 | ST | D2PAK (SOT404) | 3 |
| HSMT8 | Rohm | LFPAK33 (SOT1210) | 8 |
| HSON-8 | Renesas | LFPAK56 (SOT669) | 4 |
| HSON-8 Dual | Renesas | LFPAK56D (SOT1205) | 8 |
| HSOP8 (Dual) | Rohm | LFPAK56D (SOT1205) | 8 |
| HSOP8 (Single) | Rohm | LFPAK56 (SOT669) | 4 |
| HSOP8 (Single) | Rohm | LFPAK56E (SOT1023) | 4 |
| HUML2020L8 (Dual) | Rohm | DFN2020-6 (SOT1118) | 6 |
| HUML2020L8 (Single) | Rohm | DFN2020MD-6 (SOT1220) | 6 |
| I2PAK | ON Semi | I2PAK (SOT226) | 3 |
| I2PAK | ST | I2PAK (SOT226) | 3 |
| KMD2 | Rohm | DFN1608D-2 (SOD1608) | 2 |
| LDBAK(S)-(1) | Renesas | D2PAK (SOT404) | 3 |
| LFPAK | Renesas | LFPAK56 (SOT669) | 5 |
| LFPAK 5x6 | ST | LFPAK56 (SOT669) | 4 |
| LFPAK4 | ON Semi | LFPAK56 (SOT669) | 4 |
| LFPAK56, HSON-8 | Renesas | LFPAK56E (SOT1023) | 4 |
| LFPAK8 | ON Semi | LFPAK56E (SOT1023) | 4 |
| LG A 1.0 x 0.6mm | Texas Instruments | DFN1006B-3 (SOT883B) | 3 |
| LLD | Renesas | SOD80C | 2 |
| LLDS | Rohm | SOD80C | 2 |
| LLP1006-2L | Vishay | DFN1006-2 (SOD882) | 2 |
| LLP1006-2L | Vishay | DFN1006D-2 (SOD882D) | 2 |
| LLP1006-2M | Vishay | DFN1006-2 (SOD882) | 2 |
| LLP1006-2M | Vishay | DFN1006D-2 (SOD882D) | 2 |
| LLP75-7L | Vishay | DFN1616-6 (SOT1189) | 6 |
| LPDS/LPTS | Rohm | D2PAK (SOT404) | 3 |
| LPTS | Rohm | D2PAK (SOT404) | 3 |
| LPTS/LPDS | Rohm | D2PAK (SOT404) | 3 |
| M-Flat | Toshiba | SOD128 | 2 |
| Micro 3 | Int. Rectifier | SOT23 | 3 |
| Micro 6 | Int. Rectifier | SOT457 | 6 |

Types with * show footprint compatibility only

Package cross reference list

| Type | Competitor | Nexperia | Pins/ Leads |
|-----------------------|-------------|-----------------------|----------------|
| MICRO FOOT 0.8 x 0.8 | Vishay | WLCSP4 | 4 |
| MICRO FOOT 0.8 x 0.8* | Vishay | DFN1010D-3 (SOT1215) | 3 |
| MICRO FOOT 1 x 1.2* | Vishay | DFN1010D-3 (SOT1215) | 3 |
| MICRO FOOT 1 x 1.5* | Vishay | DFN1010D-3 (SOT1215) | 3 |
| MICRO FOOT 1 x 1* | Vishay | DFN1010D-3 (SOT1215) | 3 |
| MICRO FOOT 1.5 x 1.0 | Vishay | WLCSP6 | 6 |
| MICRO FOOT 1.6 x 1.6* | Vishay | DFN2020MD-6 (SOT1220) | 6 |
| MICRO FOOT* | Vishay | DFN2020MD-6 (SOT1220) | 6 |
| MicroFET | FalRchild | DFN2020MD-6 (SOT1220) | 6 |
| MicroFET 1.6 x 1.6* | FalRchild | DFN2020MD-6 (SOT1220) | 6 |
| MiniMelf | Diodes Inc. | SOD80C | 2 |
| MiniMelf | ST | SOD80C | 2 |
| MiniMelf | Vishay | SOD80C | 2 |
| MP-25(K) | Renesas | TO-220 (SOT78) | 3 |
| MP-25SK | Renesas | I2PAK (SOT226) | 3 |
| MP-25ZT | Renesas | D2PAK (SOT404) | 3 |
| MP6 | Renesas | DSN0603-2 (SOD962) | 2 |
| MPAK | Renesas | SOT23 | 3 |
| MPAK-4R | Renesas | SOT143B | 4 |
| MPT3 | Rohm | SOT89 | 3 |
| PG-TD SON-8 | Infineon | LFPAK56 (SOT669) | 5 |
| PG-TD- SON-8 | Infineon | LFPAK56E (SOT1023) | 4 |
| PG-TDSON-8 | Infineon | LFPAK56D (SOT1205) | 8 |
| PG-TDSON-8 | Infineon | LFPAK56 (SOT669) | 4 |
| PG-TO220-3 | Infineon | TO-220 (SOT78) | 3 |
| PG-TO262-3 | Infineon | I2PAK (SOT226) | 3 |
| PG-TO263-3 | Infineon | D2PAK (SOT404) | 3 |
| PG-TSDSON-8 | Infineon | LFPAK33 (SOT1210) | 8 |
| PMDT | Rohm | SOD128 | 2 |
| PMDU | Rohm | SOD123W | 2 |
| Power DI3333-8 | Diodes Inc. | LFPAK33 (SOT1210) | 8 |
| Power DI5060-8 | Diodes Inc. | LFPAK56D (SOT1205) | 8 |
| Power DI5060-8 | Diodes Inc. | LFPAK56 (SOT669) | 4 |
| Power FLAT 3.3 x 3.3 | ST | LFPAK33 (SOT1210) | 8 |
| Power FLAT 5x6 Dual | ST | LFPAK56D (SOT1205) | 8 |
| Power FLAT 5x6 Dual | ST | LFPAK56 (SOT669) | 4 |
| Power- Di5060-8 | Diodes Inc | LFPAK56E (SOT1023) | 4 |
| Power- FLAT (6x5) | ST | LFPAK56E (SOT1023) | 4 |
| Power88 (DFNW-8) | ON Semi | LFPAK88 (SOT1235) | 4 |
| PowerDI123 | Diodes Inc. | SOD123F | 2 |
| PowerDI123 | Diodes Inc. | SOD123W | 2 |
| PowerDI323 | Diodes Inc. | SOD323F | 2 |
| PowerDi5 | Diodes Inc. | CFP15/B (SOT1289/B) | 3 |

| Type | Competitor | Nexperia | Pins/ Leads |
|---------------------|-------------|-----------------------|----------------|
| PowerFLAT (6 x 5) | ST | LFPAK56 (SOT669) | 5 |
| PowerFLAT (6 x 5) | ST | LFPAK56D (SOT1205) | 5 |
| PowerPAK 1212-8 | Vishay | LFPAK33 (SOT1210) | 8 |
| PowerPAK 8x8L | Vishay | LFPAK88 (SOT1235) | 4 |
| PowerPAK SC-70 | Vishay | DFN2020-6 (SOT1118) | 6 |
| PowerPAK SC-70 | Vishay | DFN2020MD-6 (SOT1220) | 6 |
| PowerPak SC-70-6L | Vishay | DFN2020-6 (SOT1118) | 6 |
| PowerPak SC-75-6L* | Vishay | DFN2020MD-6 (SOT1220) | 6 |
| PowerPAK SC-75* | Vishay | DFN2020MD-6 (SOT1220) | 6 |
| PowerPAK SC706L | Vishay | DFN2020-3 (SOT1061) | 3 |
| PowerPAK SO-8 | Vishay | LFPAK56 (SOT669) | 5 |
| PowerPAK SO-8(L) | Vishay | LFPAK56 (SOT669) | 4 |
| PowerPAK SO-8(L) | Vishay | LFPAK56E (SOT1023) | 4 |
| PowerPAK SO-8L Dual | Vishay | LFPAK56D (SOT1205) | 8 |
| PW-Mini | Toshiba | SOT89 | 3 |
| S-Flat | Toshiba | SOD123F | 2 |
| S-Flat | Toshiba | SOD123W | 2 |
| S-Mini | Toshiba | SOT23 | 3 |
| S-Mini TSM | Toshiba | SOT23 | 3 |
| S08 | Vishay | SOT96 | 8 |
| SC-70 | ON Semi | SOT323 | 3 |
| SC-70, 3 leads | Vishay | SOT323 | 3 |
| SC-74 TSOP-6 | ON Semi | SOT457 | 6 |
| SC-75 | ON Semi | DFN1006-3 (SOT883) | 3 |
| SC-75 | Semtech | DFN1006-3 (SOT883) | 3 |
| SC-75A | Vishay | DFN1006-3 (SOT883) | 3 |
| SC-88 | ON Semi | SOT363 | 6 |
| SC-88A | ON Semi | SOT353 | 5 |
| SC2 | Toshiba | DSN0603-2 (SOD962) | 2 |
| SC59 | Diodes Inc. | SOT23 | 3 |
| SC70 | ON Semi | SOT323 | 3 |
| SC70-3 | AOS | SOT323 | 3 |
| SC70-3 | Vishay | SOT323 | 3 |
| SC70-5L | Semtech | SOT353 | 5 |
| SC70-6 | AOS | SOT363 | 6 |
| SC70-6 | FalRchild | SOT363 | 6 |
| SC70-6 | Vishay | SOT363 | 6 |
| SC70-6L | Semtech | SOT363 | 6 |
| SC74 TSOP6 | Infineon | SOT457 | 6 |
| SC75 | Infineon | DFN1006-3 (SOT883) | 3 |
| SC75 | ON Semi | DFN1006-3 (SOT883) | 3 |
| SC75A | Vishay | DFN1006-3 (SOT883) | 3 |
| SC79 | Infineon | SOD523 | 2 |

Types with * show footprint compatibility only

Package cross reference list

| Type | Competitor | Nexperia | Pins/Leads |
|------------------------------|-------------|-----------------------|------------|
| SC88/SC 7 0-6/SOT 363 6 LEAD | ON Semi | SOT363 | 6 |
| SC89-3 | FalRchild | DFN1006-3 (SOT883) | 3 |
| SC89-3 | ON Semi | DFN1006-3 (SOT883) | 3 |
| SC89-3 | Vishay | DFN1006-3 (SOT883) | 3 |
| SGP0603P2X3 | Semtech | DFN0603-2 (SOD972E) | 2 |
| SL2 | Toshiba | DFN0603-2 (SOD972E) | 2 |
| SLP0402P2X3 | Semtech | DSN0402-2 (SOD992) | 2 |
| SLP1006P2 | Semtech | DFN1006-2 (SOD882) | 2 |
| SLP1006P2T | Semtech | DFN1006D-2 (SOD882D) | 2 |
| SLP1006P3 | Semtech | DFN1006-3 (SOT883) | 3 |
| SLP1006P3T | Semtech | DFN1006B-3 (SOT883B) | 3 |
| SLP1610N2 | Semtech | DFN1608D-2 (SOD1608) | 2 |
| SLP1610P4 | Semtech | DFN2510A-10 (SOT1176) | 10 |
| SLP1713P8 | Semtech | DFN1714-8 (SOT1166) | 8 |
| SLP1713P8 | Semtech | DFN1714U-8 (SOT983) | 8 |
| SLP2513P12 | Semtech | DFN2514-12 (SOT1167) | 12 |
| SLP3313P16 | Semtech | DFN3314-16 (SOT1168) | 16 |
| SM6 VS-6 | Toshiba | SOT457 | 6 |
| SMA flat | ST | SOD128 | 2 |
| SMD TO-263 | Renesas | D2PAK (SOT404) | 3 |
| SMD0402 | Rohm | DSN0402-2 (SOD992) | 2 |
| SMD6/SMT6 | Rohm | SOT457 | 6 |
| SMD6/SMZ6 | Rohm | SOT457 | 6 |
| SMPAK | Renesas | DFN1006-3 (SOT883) | 3 |
| SMPC TO-277A | Vishay | CFP15/B (SOT1289/B) | 3 |
| SMT3 | Rohm | SOT23 | 3 |
| SMT5* | Rohm | SOT457 | 6 |
| SMT6 | Rohm | SOT457 | 6 |
| SMZ6/SMD6 | Rohm | SOT457 | 6 |
| SO-8 FL | ON Semi | LFPAK56 (SOT669) | 5 |
| SO-8 FL, DFN-5 | ON Semi | LFPAK56E (SOT1023) | 4 |
| SO-8FL Dual | ON Semi | LFPAK56D (SOT1205) | 8 |
| SO-8FL Dual | ON Semi | LFPAK56 (SOT669) | 4 |
| SOD-123 | ST | SOD123F | 2 |
| SOD-123-FL | ON Semi | SOD123W | 2 |
| SOD-323 | Diodes Inc. | SOD323 | 2 |
| SOD-323 | ON Semi | SOD323 | 2 |
| SOD-323 | ST | SOD323 | 2 |
| SOD-523 | ON Semi | SOD523 | 2 |
| SOD-523 | ST | SOD523 | 2 |
| SOD323 | Infineon | SOD323 | 2 |
| SOD323 | Semtech | SOD323 | 2 |

| Type | Competitor | Nexperia | Pins/Leads |
|--------------------|-------------------|-----------------------|------------|
| SOD323 | Vishay | SOD323 | 2 |
| SOD523 | Diodes Inc. | SOD523 | 2 |
| SOD523 | Semtech | SOD523 | 2 |
| SOD523 | Vishay | SOD523 | 2 |
| SOD882 | ST | DFN1006-2 (SOD882) | 2 |
| SOD882T | ST | DFN1006D-2 (SOD882D) | 2 |
| SOD923-2* | ON Semi | DFN1006-2 (SOD882) | 2 |
| SOIC-8 NB | ON Semi | SOT96 | 8 |
| SON 2x2 | Texas Instruments | DFN2020MD-6 (SOT1220) | 6 |
| SON 3 x 3* | Texas Instruments | DFN2020MD-6 (SOT1220) | 6 |
| SOP / DSOP Advance | Toshiba | LFPAK56E (SOT1023) | 4 |
| SOP / DSOP Advance | Toshiba | LFPAK56 (SOT669) | 4 |
| SOP-8 | Renesas | SOT96 | 8 |
| SOP8 | Rohm | SOT96 | 8 |
| SOT 143 | Infineon | SOT143B | 4 |
| SOT-143 | Diodes Inc. | SOT143B | 4 |
| SOT-143 | Semtech | SOT143B | 4 |
| SOT-223 | Diodes Inc. | SOT223 | 4 |
| SOT-223 | Infineon | SOT223 | 4 |
| SOT-223 | ON Semi | SOT223 | 4 |
| SOT-223 | ST | SOT223 | 4 |
| SOT-23 | Diodes Inc. | SOT23 | 3 |
| SOT-23 | ON Semi | SOT23 | 3 |
| SOT-323 | Diodes Inc. | SOT323 | 3 |
| SOT-323 | ST | SOT323 | 3 |
| SOT-363 | Diodes Inc. | SOT363 | 6 |
| SOT-89 | ON Semi | SOT89 | 3 |
| SOT063* | ON Semi | DFN1010B-6 (SOT1216) | 6 |
| SOT223 | Diodes Inc. | SOT223 | 4 |
| SOT223 | FalRchild | SOT223 | 4 |
| SOT223 | Infineon | SOT223 | 4 |
| SOT223 | ON Semi | SOT223 | 4 |
| SOT223 | Vishay | SOT223 | 4 |
| SOT23 | AOS | SOT23 | 3 |
| SOT23 | Diodes Inc. | SOT23 | 3 |
| SOT23 | Infineon | SOT23 | 3 |
| SOT23 | ON Semi | SOT23 | 3 |
| SOT23 | Semtech | SOT23 | 3 |
| SOT23 | ST | SOT23 | 3 |
| SOT23 | Vishay | SOT23 | 3 |
| SOT23-3 | AOS | SOT23 | 3 |
| SOT23-3 | Diodes Inc. | SOT23 | 3 |
| SOT23-3 | ON Semi | SOT23 | 3 |

Types with * show footprint compability only

Package cross reference list

| Type | Competitor | Nexperia | Pins/ Leads |
|---------------------|-------------|-----------------------|----------------|
| SOT23-5 | AOS | SOT457 | 6 |
| SOT23-5 | Diodes Inc. | SOT457 | 6 |
| SOT23-6 | Diodes Inc. | SOT457 | 6 |
| SOT23-6 | ST | SOT457 | 6 |
| SOT23-6L | Semtech | SOT457 | 6 |
| SOT23F | Diodes Inc. | SOT23 | 3 |
| SOT23F | Toshiba | SOT23 | 3 |
| SOT26 | Diodes Inc. | SOT457 | 6 |
| SOT323 | Diodes Inc. | SOT323 | 3 |
| SOT323 | FalRchild | SOT323 | 3 |
| SOT323 | Infineon | SOT323 | 3 |
| SOT353 | Diodes Inc. | SOT353 | 5 |
| SOT353 | Diodes Inc. | SOT363 | 6 |
| SOT353 | Vishay | SOT353 | 5 |
| SOT363 | Diodes Inc. | SOT363 | 6 |
| SOT363 | Infineon | SOT363 | 6 |
| SOT523 | Diodes Inc. | DFN1006-3 (SOT883) | 3 |
| SOT523F | FalRchild | DFN1006-3 (SOT883) | 3 |
| SOT723-3* | ON Semi | DFN1010D-3 (SOT1215) | 3 |
| SOT723* | ON Semi | DFN1010D-3 (SOT1215) | 3 |
| SOT89 | Diodes Inc. | SOT89 | 3 |
| SOT89 | Infineon | SOT89 | 3 |
| SOT89-3L | Diodes Inc. | SOT89 | 3 |
| SOT963 | ON Semi | DFN1010-6 (SOT891) | 6 |
| SOT963* | Diodes Inc. | DFN1010B-6 (SOT1216) | 6 |
| SRP-F | Renesas | SOD123W | 2 |
| SS CSP2 | Toshiba | DFN1006-3 (SOT883) | 3 |
| SSD3/SST3 | Rohm | SOT23 | 3 |
| SSM | Toshiba | DFN1006-3 (SOT883) | 3 |
| SSOT3 | FalRchild | SOT23 | 3 |
| SSOT6 | FalRchild | SOT457 | 6 |
| SSOT6 FLMP | FalRchild | SOT457 | 6 |
| SST3 | Rohm | SOT23 | 3 |
| SST3/SSD3 | Rohm | SOT23 | 3 |
| ST01005 | STM | DSN0402-2 (SOD992) | 2 |
| Strmite flat | ST | SOD123W | 2 |
| sTOLL (PG-HSOF-5) | Infineon | LFPK88 (SOT1235) | 4 |
| T0263 | Diodes Inc. | D2PAK(SOT404) | 3 |
| T0263-3 | Infineon | D2PAK (SOT404) | 3 |
| Thin PowerPAK SC-70 | Vishay | DFN2020-6 (SOT1118) | 6 |
| Thin PowerPAK SC70 | Vishay | DFN2020MD-6 (SOT1220) | 6 |
| Thin PowerPAK SC75* | Vishay | DFN2020MD-6 (SOT1220) | 6 |
| TO-220 | ST | TO-220 (SOT78) | 3 |

| Type | Competitor | Nexperia | Pins/ Leads |
|---------------------|-------------|------------------------|----------------|
| TO-220 | Toshiba | TO-220 (SOT78) | 3 |
| TO-220 | Vishay | TO-220 (SOT78) | 3 |
| TO-220-3 | ON Semi | TO-220 (SOT78) | 3 |
| TO-220-3L | ON Semi | TO-220 (SOT78) | 3 |
| TO-220AB | Vishay | TO-220 (SOT78) | 3 |
| TO-220F-3FS | ON Semi | TO-220 (SOT78) | 3 |
| TO-220FM | Rohm | TO-220 (SOT78) | 3 |
| TO-220S | Renesas | D2PAK (SOT404) | 3 |
| TO-220SM | Toshiba | D2PAK (SOT404) | 3 |
| TO-262 | Renesas | I2PAK (SOT226) | 3 |
| TO-262 | Vishay | I2PAK (SOT226) | 3 |
| TO-262-2L | ON Semi | I2PAK (SOT226) | 3 |
| TO-262-3L | ON Semi | I2PAK (SOT226) | 3 |
| TO-263 | Renesas | D2PAK-7 (SOT427) | 7 |
| TO-263 | Renesas | D2PAK (SOT404) | 3 |
| TO-263 | Vishay | D2PAK (SOT404) | 3 |
| TO-263 3-lead | Vishay | D2PAK (SOT404) | 3 |
| TO-263-2L | ON Semi | D2PAK (SOT404) | 3 |
| TO-263AB | Vishay | D2PAK (SOT404) | 3 |
| TO-LL | ON Semi | LFPK88 (SOT1235) | 4 |
| TO-LL (PG-HSOF-8-1) | Infineon | LFPK88 (SOT1235) | 4 |
| TO220 | Infineon | TO-220 (SOT78) | 3 |
| TO220-3 | Diodes Inc. | TO-220 (SOT78) | 3 |
| TO262 | Infineon | I2PAK (SOT226) | 3 |
| TO263 | Diodes Inc. | D2PAK (SOT404) | 3 |
| TOLG (PG-HSOG-8) | Infineon | LFPK88 (SOT1235) | 4 |
| TSLP-2-1 | Infineon | DFN1006-2 (SOD882) | 2 |
| TSLP-2-7/-17 | Infineon | DFN1006D-2 (SOD882D) | 2 |
| TSLP-3-1, -15 | Infineon | DFN1006B-3 (SOT883B) | 3 |
| TSLP-3-4 | Infineon | DFN1006-3 (SOT883) | 3 |
| TSLP-9-1 | Infineon | DFN2510A-10 (SOT 1176) | 10 |
| TSMT5* | Rohm | SOT457 | 6 |
| TSMT6 | Rohm | SOT457 | 6 |
| TSNP-2-2 | Infineon | DFN1608D-2 (SOD 1608) | 2 |
| TSON Advance | Toshiba | LFPK33 (SOT1210) | 8 |
| TSOP-6 | Renesas | SOT457 | 6 |
| TSOP-6/ TSOP6 | Vishay | SOT457 | 6 |
| TSOP6 | AOS | SOT457 | 6 |
| TSOP6 | ON Semi | SOT457 | 6 |
| TSOP6 | Vishay | SOT457 | 6 |
| TSSLP-2-1 | Infineon | DSN0603-2 (SOD962) | 2 |
| TSST8* | Rohm | DFN2020MD-6 (SOT1220) | 6 |
| TUMT3 | Rohm | SOT323 | 3 |

Types with * show footprint compatibility only

Package cross reference list

| Type | Competitor | Nexperia | Pins/ Leads |
|---------------------------------------|-------------|-----------------------|----------------|
| TUMT5* | Rohm | DFN2020-6 (SOT1118) | 6 |
| TUMT6* | Rohm | DFN2020-6 (SOT1118) | 6 |
| U-DFN2020-3 Type B 2.0 x 2.0 x 0.6 | Diodes Inc. | DFN2020-3 (SOT1061) | 3 |
| U-DFN2020-6 | Diodes Inc. | DFN2020MD-6 (SOT1220) | 6 |
| U-DFN2523-6* | Diodes Inc. | DFN2020MD-6 (SOT1220) | 6 |
| U-WLB1510-6 | Diodes Inc. | WLCSP6 | 6 |
| U-WLB1515-9 | Diodes Inc. | WLCSP9 | 9 |
| U-WLB1515-9 (Type B) | Diodes Inc. | WLCSP9 | 9 |
| U-WLB1515-9 (Type E) | Diodes Inc. | WLCSP9 | 9 |
| UDFN 1.7 x 1.35, 0.4P | ON Semi | DFN1714U-8 (SOT983) | 8 |
| UDFN-6 WDFN6 | ON Semi | DFN2020MD-6 (SOT1220) | 6 |
| UDFN10 2.5 x 1, 0.5P | ON Semi | DFN2510A-10 (SOT1176) | 10 |
| UDFN12 2.5 x 1.35, 0.4P | ON Semi | DFN2514-12 (SOT1167) | 12 |
| UDFN2020-6 Type B | Diodes Inc. | DFN2020-6 (SOT1118) | 6 |
| UDFN2020-6 Type E | Diodes Inc. | DFN2020MD-6 (SOT1220) | 6 |
| UDFN6 | ON Semi | DFN2020MD-6 (SOT1220) | 6 |
| UDFN6 | Toshiba | DFN2020-6 (SOT1118) | 6 |
| UDFN6B | Toshiba | DFN2020MD-6 (SOT1220) | 6 |
| UF6 | Toshiba | SOT363 | 6 |
| UF6/ USV/ US6 | Toshiba | SOT363 | 6 |
| UFP | Renesas | SOD523 | 2 |
| UMD2 | Rohm | SOD323F | 2 |
| UMD3/UMT3 | Rohm | SOT323 | 3 |
| UMD5/UMT5 | Rohm | SOT353 | 5 |
| UMD6/ UMT6 | Rohm | SOT363 | 6 |
| UMLP 1.6 x 1.6* | Falrchild | DFN2020MD-6 (SOT1220) | 6 |
| UMT3 | Rohm | SOT323 | 3 |
| UMT3F* | Rohm | SOT323 | 3 |
| UMT5/ UMD5 | Rohm | SOT353 | 5 |
| UMT6 | Rohm | SOT363 | 6 |
| UMT6/ UMD6 | Rohm | SOT363 | 6 |
| UPAK (SOT89) | Renesas | SOT89 | 3 |
| URP | Renesas | SOD323 | 2 |
| US-Flat | Toshiba | SOD323F | 2 |
| US6 | Toshiba | SOT363 | 6 |
| US6/ UF6/ USV | Toshiba | SOT363 | 6 |
| use | Toshiba | SOD323 | 2 |
| USM | Toshiba | SOT323 | 3 |
| USV | Toshiba | SOT353 | 5 |
| USV | Toshiba | SOT363 | 6 |
| USV/ US6/ UF6/ | Toshiba | SOT363 | 6 |
| VESM* | Toshiba | DFN1010D-3 (SOT1215) | 3 |

| Type | Competitor | Nexperia | Pins/ Leads |
|-----------------------|-------------------|-----------------------|----------------|
| VML0806* | Rohm | DFN1006B-3 (SOT883B) | 3 |
| VML1006 | Rohm | DFN1006-3 (SOT883) | 3 |
| VMN2* | Rohm | DFN1006-2 (SOD882) | 2 |
| VMN2* | Rohm | DFN1006D-2 (SOD882D) | 2 |
| VMN3* | Rohm | DFN1006-3 (SOT883) | 3 |
| VMT3* | Rohm | DFN1010D-3 (SOT1215) | 3 |
| VMT6* | Rohm | DFN1010B-6 (SOT1216) | 6 |
| VS6 | Toshiba | SOT457 | 6 |
| W-DFN3020-8* | Diodes Inc. | DFN2020-6 (SOT1118) | 6 |
| WCSP6C | Toshiba | WLCSP6 | 6 |
| WDFN-8 | ON Semi | LFPK33 (SOT1210) | 8 |
| WDFN3 | ON Semi | DFN2020-3 (SOT1061) | 3 |
| WDFN6 | ON Semi | DFN2020-6 (SOT1118) | 6 |
| WDFN6 | ON Semi | DFN2020MD-6 (SOT1220) | 6 |
| WLCSP 1 x 1* | Falrchild | WLCSP4 | 3 |
| WLCSP-4* | Falrchild | WLCSP4 | 3 |
| WLCSP-4* | ON Semi | WLCSP4 | 3 |
| WLCSP1.6 x 1.6* | AOS | WLCSP6 | 6 |
| WLCSP2 | ON Semi | DSN0603-2 (SOD962) | 2 |
| WLL-2-2 | Infineon | DSN0402-2 (SOD992) | 2 |
| WLL-2-2 | Infineon | DSN0402B-2 (SOD992B) | 2 |
| WLP 1.0 x 1.5 | Texas Instruments | WLCSP6 | 6 |
| WLP1.5 x 1.5* | Texas Instruments | DFN2020MD-6 (SOT1220) | 6 |
| WLPI.O x 1.0* | Texas Instruments | DFN1010D-3 (SOT1215) | 3 |
| WLPI.O x 1.5* | Texas Instruments | DFN2020MD-6 (SOT1220) | 6 |
| X1 -DFN 1006-3 | Diodes Inc. | DFN1006-3 (SOT883) | 3 |
| X1-DFN1212-3* | Diodes Inc. | DFN1010D-3 (SOT1215) | 3 |
| X1-DFN1616-6* | Diodes Inc. | DFN2020MD-6 (SOT1220) | 6 |
| X1-WLB0808-4 | Diodes Inc. | WLCSP4 | 4 |
| X2-DFN0606-3 | Diodes Inc. | DFN0606 (SOT8001) | 3 |
| X2-DFN0806-3 | Diodes Inc. | DFN1006-3 (SOT883) | 3 |
| X2-DFN1006-2 | Diodes Inc. | DFN1006D-2 (SOD882D) | 2 |
| X2-DFN1006-3 | Diodes Inc. | DFN1006B-3 (SOT883B) | 3 |
| X2-DFN1010-3 | Diodes Inc. | DFN1010D-3 (SOT1215) | 3 |
| X2-DFN1310-6* | Diodes Inc. | DFN1010B-6 (SOT1216) | 6 |
| X2-DFN2015-3* | Diodes Inc. | DFN2020MD-6 (SOT1220) | 6 |
| X2-DFN2020-6 | Diodes Inc. | DFN2020MD-6 (SOT1220) | 6 |
| X2-WLB0808-4 | Diodes Inc. | WLCSP4 | 4 |
| X2-WLB0808-4 (Type B) | Diodes Inc. | WLCSP4 | 4 |
| X3-DFN0603-2 | Diodes Inc. | DFN0603-2 (SOD972E) | 2 |
| X3-DFN0603-2 | Diodes Inc. | DSN0603-2 (SOD962) | 2 |
| X3DFN-2 | ON Semi | DSN0603-2 (SOD962) | 2 |
| X3DFN2 | ON Semi | DFN0603-2 (SOD972E) | 2 |

Types with * show footprint compability only

Package cross reference list

| Type | Competitor | Nexperia | Pins/ Leads |
|--------------|-------------|-----------------------|----------------|
| XDFN3 | ON Semi | DFN1006-3 (SOT883) | 3 |
| XI-DFN1006-2 | Diodes Inc. | DFN1006-2 (SOD882) | 2 |
| XLLGA-3 | ON Semi | DFN0606 (SOT8001) | 3 |
| μ8FL | ON Semi | LFPAK33 (SOT1210) | 8 |
| μQFN-10L | ST | DFN2510A-10 (SOT1176) | 10 |
| μQFN-2L | ST | DFN1006-2 (SOD882) | 2 |

Types with * show footprint compability only

Package cross reference matrix

| Pins/ leads | Nexperia | Industry standard names | Size (l x w x h) (mm) | P _{tot} (mW) | Package | Competitor synonyms | | | | | | | | |
|----------------|--------------------------|-------------------------------|-----------------------------|--------------------------|------------------------|---------------------|-------------------|-------------------------------|---|--------------------------|--|--------------------|---|--------------|
| | | | | | | Rohm | Toshiba | ON Semi | Renesas | Infineon | Diodes Inc | ST | Vishay | Semtech |
| 2 | DSN0402-2 (SOD992) | | 0.4 x 0.2 x 0.12 | | | SMD0402 | CL2 | DSN2 0.4 x 0.2 | | | | ST01005 | | SLP-0402P2X3 |
| | DSN0402B-2 (SOD992B) | | 0.43 x 0.23 x 0.12 | | | | | | | | | | | |
| | DFN0603-2 (SOD972E) | | 0.63 x 0.33 x 0.25 | | | | SL2 | X3DFN2 | | | X3-DFN0603-2 | | | SGP-0603P2X3 |
| | DSN1006-2 (SOD993) | | 1.0 x 0.6 x 0.3 | | | | | DSN2 1.0 x 0.6 | | | | | | |
| | DSN1006U-2 (SOD995) | | 1.0 x 0.6 x 0.3 | | | | | DSN2 1.0 x 0.6 | | | | | | |
| | DFN1006-2 (SOD882) | | 1.0 x 0.6 x 0.48 | 250 | | (VMN2) | CTS2 (fSC) | (SOD923-2) | | TSLP-2-1 | XI-DFN1006-2 | SOD 882 uQFN-2L | LLP1006-2M LLP1006-2L | SLP1006P2 |
| | DFN1006D-2 (SOD882D) | | 1.0 x 0.6 x 0.37 | 250 | | (VMN2) | CTS2 (fSC) | DSN2 1.0 x 0.6 | | TSLP-2-7/ -17 | X2-DFN1006-2 | SOD882T | LLP1006-2L LLP1006-2M | SLP1006P2T |
| | DFN1608D-2 (SOD1608) | | 1.6 x 0.8 x 0.37 | 780 | | KMD2 | | DSN2 1.6 x 0.8 | | TSNP-2-2 | | | | SLP1610N2 |
| | DSN0603-2 (SOD962) | | 0.6 x 0.3 x 0.3 | 525 | | GMD2 | SC2 | DSN2, X3DFN-2 WLCSP2 | MP6 | TSSLP-2-1 | X3-DFN0603-2 | DFN2 | CLP0603 | SLP-0603P2X3 |
| | SOD80C | Mini-Melf | 3.5 x 1.5 x 1.5 | 300 | | LLDS | | | LLD | | MiniMelf | MiniMelf | MiniMelf | |
| | SOD123F | | 2.6 x 1.6 x 1.1 | 830 | | | S-Flat | SOD-123-FL | | | PowerDI123 | SOD-123 | | |
| | CFP3 (SOD123W) | | 2.6 x 1.7 x 1.0 | 950 | | PMDU | S-Flat | SOD-123-FL | SRP-F | | PowerDI123 | Stmite flat | | |
| | CFP5 (SOD128) | | 3.8 x 2.5 x 1.0 | 1050 | | PMDT | M-Flat | | | | | SMA flat | | |
| | SOD323 | SC-76 | 1.7 x 1.25 x 0.95 | 400 | | | USC | SOD-323 | URP | SOD323 | SOD-323 | SOD-323 | SOD323 | SOD323 |
| | SOD323F | SC-90 | 1.7 x 1.25 x 0.7 | 830 | | UMD2 | US-Flat | | | | PowerDI323 | | | |
| | SOD523 | SC-79 | 1.2 x 0.8 x 0.6 | 500 | | EMD2 | ESC/TESC | SOD-523 | UFP | SC79 | SOD523 | SOD-523 | SOD523 | SOD523 |
| 3 | CFP15 (SOT1289) | | 5.8 x 4.3 x 0.78 | 2150 | | | | | | | PowerDi5 | | SMPC TO-277A | |
| | CFP15B (SOT1289B) | | 5.8 x 4.3 x 0.95 | 2150 | | | | | | | PowerDi5 | | SMPC TO-277A | |
| | DFN1006-3 (SOT883) | SC-101 | 1.0 x 0.6 x 0.48 | 250 | | VML1006 | SS CSP2 | XDFN3 | | TSLP-3-4 | X1 -DFN 1006-3 | | SLP1006P3 | |
| | DFN1006B-3 (SOT883B) | | 1.0 x 0.6 x 0.37 | 250 | | VML1006 | CST3 | XDFN3 | | TSLP-3-1, -15 | X2-DFN1006-3 | | SLP1006P3T | |
| | DFN1010D-3 (SOT1215) | | 1.1 x 1.0 x 0.37 | 325 | | (VMT3) | (VESM) | (SOT723) | | | X2-DFN1010-3 | | | |
| | DFN2020-3 (SOT1061) | HUSON3 | 2.0 x 2.0 x 0.62 | 1300 | | | | WDFN3 | | | U-DFN2020-3 Type B 2.0 x 2.0 x 0.6 | | PowerPAK SC706L | |
| | DFN2020D-3 (SOT1061D) | | 2.0 x 2.0 x 0.62 | 1300 | | | | WDFN3 | | | U-DFN2020-3 Type B 2.0 x 2.0 x 0.6 | | PowerPAK SC706L | |
| | D2PAK (SOT404) | | 11.0 x 11.0 x 4.3 | | | LPDS/ LPTS | TO-220SM D2PAK | D2PAK D2PAK 3 TO-263-2L | TO-220S/ SMD TO-263 LDPK(S)-(1) MP-2SZ | D2PAK, PG- T0263-3 | T0263 (D2PAK) | D2PAK, H2PAK-2 | TO-263 3-lead TO-263AB/ D2PAK TO-263 | |
| | SOT23 | | 2.9 x 1.3 x 1.0 | 250 | | SSD3/ SST3 | S-Mini TSM | SOT-23 | MPAK | SOT23 | SOT-23 | SOT23 | SOT23 | SOT23 |
| | SOT89 | SC-62 | 4.5 x 2.5 x 1.5 | 1300 | | MPT3 | PW-Mini | SOT-89 | UPAK (SOT89) | SOT89 | SOT89 | | | |
| SOT323 | SC-70 | 2.0 x 1.25 x 0.95 | 200 | | UMD3/ UMT3 TUMT3 | USM | SC-70 | CMAK/ CMPAK | SOT323 | SOT-323 | SOT-323 | SC-70 3 leads | SOT-323 | |





Types in brackets (...) show footprint compatibility only

Package cross reference matrix

| Pins/ leads | Nexperia | Industry standard names | Size (l x w x h) (mm) | P _{tot} (mW) | Package | Competitor synonyms | | | | | | | | |
|----------------|-------------------------------|-------------------------------|-----------------------------|--------------------------|---|-----------------------------|--------------------------|--|--------------------|--|-----------------------|-----------------------------|---|-----------|
| | | | | | | Rohm | Toshiba | ON Semi | Renesas | Infineon | Diodes Inc | ST | Vishay | Semtech |
| 3 | TO-220 (SOT78) | | 15.6 x 10 x 4.4 | |  | TO-220FM | TO-220 | TO-220-3L, TO-220F-3F5, TO-220-3 | MP-25(K) | PG-TO220-3, TO220 | TO220-3 | TO-220 | TO-220, TO- 220AB | |
| | I2PAK (SOT226) | | 11 x 10 x 4.3 | |  | | | I2PAK, TO-262-2L, TO-262-3L | MP-25SK, TO-262 | PG-TO262-3, TO262 | | I2PAK | TO-262 | |
| 4 | LFPAK56 (SOT669) | Power- S08 | 4.9 x 4.45 x 1.0 | 395W |  | HSOP8 (Single) | SOP / DSOP Advance | SO-8 FL, DFN-5, LFPAK4 | LFPAK56, HSON-8 | PG-TD- SON-8 | Power- Di5060-8 | Power- FLAT (6x5) | PowerPAK SO-8(L) | |
| | SOT143B | | 2.9 x 1.3 x 1.0 | 250 |  | | CP4 | | MPAK-4R | SOT143 | SOT-143 | | SOT-143 | |
| | LFPAK56E (SOT1023) | | 6.2 x 5.3 x 1.1 | 500W |  | HSOP8 (Single) | SOP / DSOP Advance | SO-8 FL, DFN-5, LFPAK8 | LFPAK56, HSON-8 | PG-TD- SON-8 | Power- Di5060-8 | Power- FLAT (6x5) | PowerPAK SO-8(L) | |
| | SOT223 | SC-73 | 6.5 x 3.5 x 1.65 | 1700 |  | | | SOT-223 | | SOT223 | SOT-223 | | SOT223 | |
| | LFPAK88 (SOT1235) | | 8 x 8 x 1.6 | 375W |  | | D2PAK+ | TO-LL Power88 D2PAK-3 D2PAK-7 | | TO-LL sTOLL TOLG D2PAK D2PAK7P | | D2PAK H2PAK-2 H2PAK-6 | PowerPAK 8x8L D2PAK-3 D2PAK-7 | |
| 5 | SOT353 | SC-88 A | 2.0 x 1.25 x 0.95 | 300 |  | UMD5/ UMT5 | USV | SC-88 A | CMPAK- 5C0 | | SOT353 | | SOT353 | SC70-5L |
| 6 | DFN1010-6 (SOT891) | XSON6 | 1.0 x 1.0 x 0.48 | |  | | | CS6 | SOT963 | | | | | |
| | DFN1010B-6 (SOT1216) | | 1.1 x 1.0 x 0.37 | 350 |  | (VMT6) | (FS6) | (SOT063) | | | (SOT963) | | | |
| | DFN1410-6 (SOT886) | XSON6 | 1.45 x 1.0 x 0.48 | 250 |  | | | | | | | | | SLP1510N6 |
| | DFN2020-6 (SOT1118) | | 2.0 x 2.0 x 0.62 | 1300 |  | HU- ML2020L8 (Dual) | UDFN6 | 6 Lead DFN WDFN6 | | | UDFN2020- 6 Type B | | PowerPAK SC-70 Thin PowerPAK SC-70 | |
| | DFN2020D-6 (SOT1118D) | | 2.0 x 2.0 x 0.62 | 1300 |  | HU- ML2020L8 (Dual) | UDFN6 | 6 Lead DFN WDFN6 | | | UDFN2020- 6 Type B | | PowerPAK SC-70 Thin PowerPAK SC-70 | |
| | DFN- 2020MD-6 (SOT1220) | | 2.0 x 2.0 x 0.62 | 1250 |  | HU- ML2020L8 (Single) | UDFN6B | UDFN-6 WDFN6 | | | UDFN2020- 6 Type E | | PowerPAK SC-70 Thin PowerPAK SC-70 | |
| | SOT363 | SC-88 | 2.0 x 1.25 x 0.95 | 300 |  | UMD6/ UMT6 | US6 UF6 USV | SC-88 | CMPAK-6 | SOT363 | SOT-363 | | SC70-6 | SC70-6L |
| | SOT457 | SC-74 | 2.9 x 1.5 x 1.0 | 750 |  | SMD6/ SMT6 | SM6 VS-6 | SC-74 TSOP-6 | TSOP-6 | SC74 TSOP6 | SOT23-6 SOT26 | | TSOP6 TSOP-6 | SOT23-6L |
| 8 | LFPAK33 (SOT1210) | | 3.3 x 3.3 x 0.85 | 790 |  | HSMT8 | TSON Advance | µ8FL, WDFN-8 | | PG-TSD- SON-8 | Power DI3333-8 | Power FLAT 3.3 x 3.3 | PowerPAK 1212-8 | |
| | LFPAK56D (SOT1205) | | 4.9 x 4.45 x 1.0 | 680 |  | HSOP8 (Dual) | | SO-8FL Dual, DFN-8 | HSON-8 dual | PG-TDSON-8 | Power DI5060-8 | Power FLAT 5x6 Dual | PowerPAK SO-8L Dual | |
| | SOT96 | S08 | 4.9 x 3.9 x 1.75 | 1500 |  | SOP8 | FM8 | SOIC-8 NB | SOP-8 | | | | S08 | |
| | DFN1714-8 (SOT 1166) | HUSON8 | 1.7 x 1.35 x 0.52 | |  | | | | | | | | | SLP1713P8 |
| | DFN1714U-8 (SOT983) | HXSON8 | 1.7 x 1.35 x 0.48 | |  | | | UDFN 1.7 x 1.35, 0.4P | | | | | | SLP1713P8 |
| 10 | DFN2510-10 (SOT 1165) | XSON10 | 2.5 x 1.0 x 0.48 | |  | | | UDFN10 2.5 x 1, 0.5P | | TSLP-9-1 | | pQFN-10L | SLP1610P4 | |
| | DF- N2510A-10 (SOT1176) | XSON10 | 2.5 x 1.0 x 0.48 | |  | | | UDFN10 2.5 x 1, 0.5P | | TSLP-9-1 | | pQFN-10L | SLP1610P4 | |
| | DFN2626-10 (SOT 1197) | | 2.6 x 2.6 x 0.48 | |  | | | UDFN10 2.6 x 2.6, 0.5P | | | | | SLP2626P10 | |

Types in brackets (...) show footprint compatibility only

Package cross reference matrix

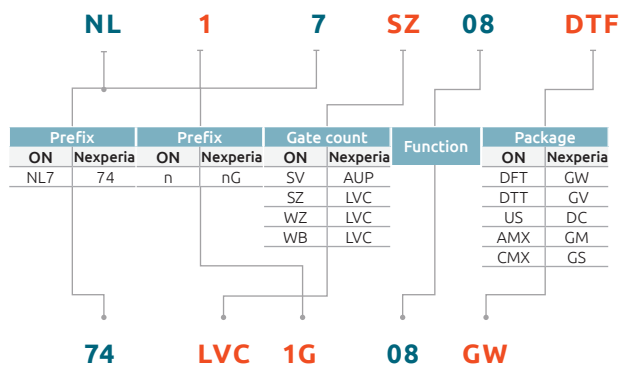
| Pins/leads | Nexperia | Industry standard names | Size (l x w x h) (mm) | P _{tot} (mW) | Package | Competitor synonyms | | | | | | | | |
|------------|-----------------------|-------------------------|-----------------------|-----------------------|---|---------------------|---------|--------------------------|---------|----------|------------|----|--------|------------|
| | | | | | | Rohm | Toshiba | ON Semi | Renesas | Infineon | Diodes Inc | ST | Vishay | Semtech |
| 12 | DFN2512-12 (SOT 1158) | HXSON12 | 2.5 x 1.2 x 0.48 | |  | | | UDFN12, 2.5 x 1.2, 0.4P | | | | | | |
| | DFN2514-12 (SOT 1167) | HUSON12 | 2.5 x 1.35 x 0.53 | |  | | | UDFN12, 2.5 x 1.35, 0.4P | | | | | | SLP2513P12 |
| 16 | DFN3312-16 (SOT 1159) | HXSON16 | 3.3 x 1.2 x 0.48 | |  | | | UDFN 16, 3.5 x 1.2, 0.4P | | | | | | |
| | DFN3314-16 (SOT 1168) | HUSON16 | 3.3 x 1.35 x 0.53 | |  | | | | | | | | | SLP3313P16 |

Types in brackets (...) show footprint compatibility only

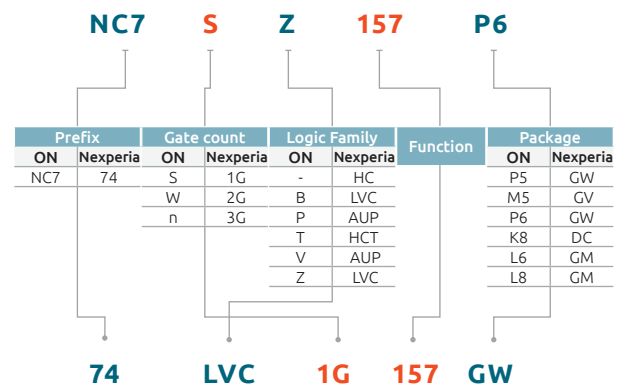
Competitive cross reference - Analog & logic ICs

This cross reference allows you to match a competitor's part number to a Nexperia part number. Once you have the equivalent part number, check the Nexperia website www.nexperia.com/logic to confirm that the particular configuration is released.

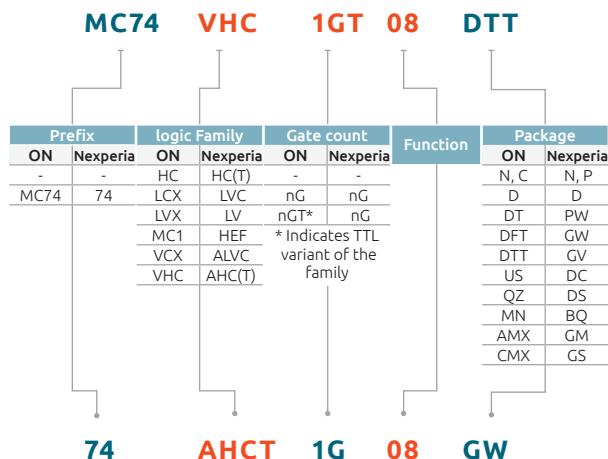
On semiconductor low pin count logic



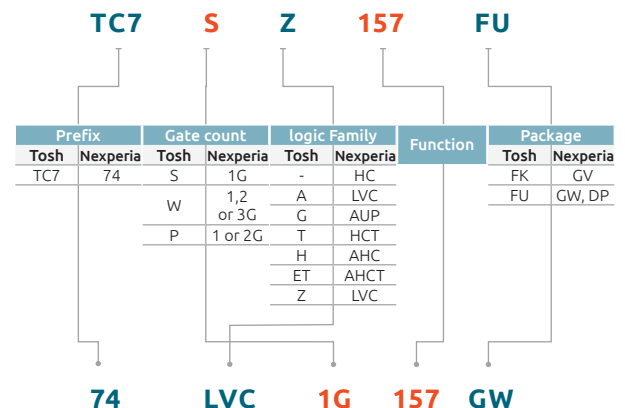
ON semiconductor tiny logic



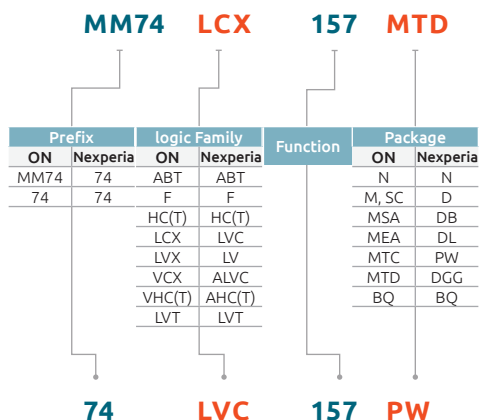
On semiconductors logic



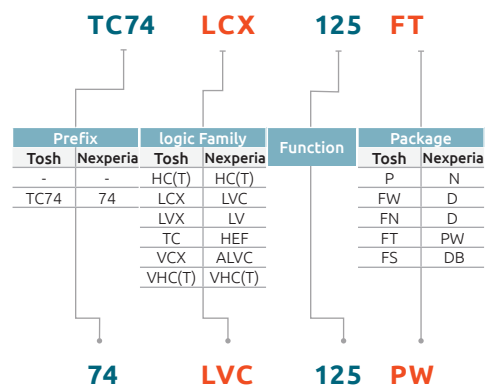
Toshiba one gate



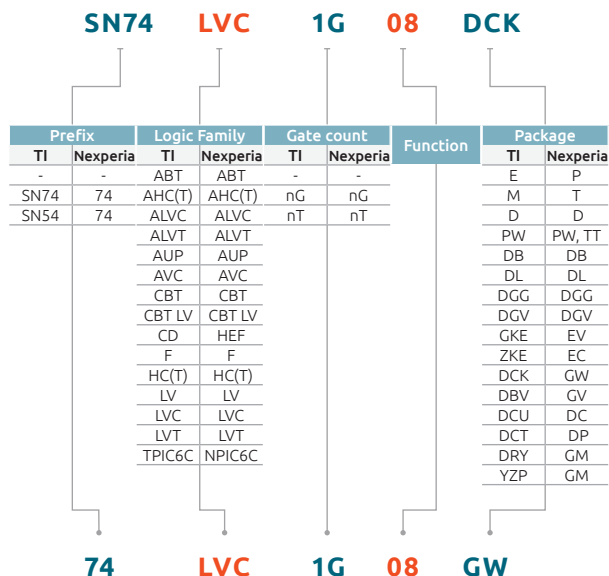
ON semiconductor standard logic



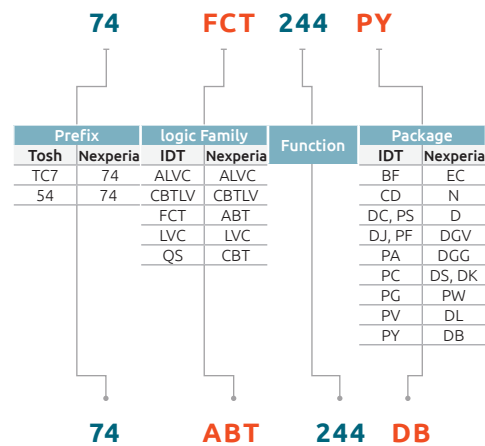
Toshiba standard logic



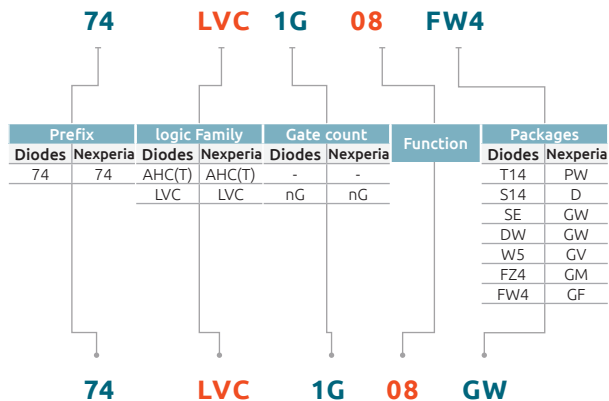
Texas instruments logic



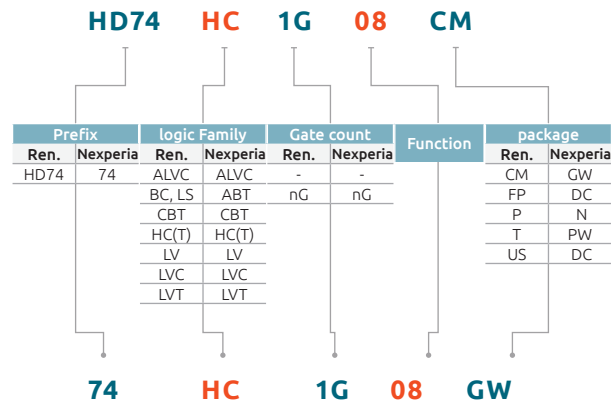
IDT logic



Diodes Inc. logic



Renesas logic



Product orientation (tape and reel pack)

| 2 pin packages | Orientation in tape | Package | Packing 12NC ending | |
|----------------|---------------------|--------------------|------------------------|----------|
| | | | DFN1006-2 (SOD882) | 315 |
| | | | DFN1006D-2 (SOD882D) | 315 |
| | | | DFN1608D-2 (SOD1608) | 315 |
| | | | DSN0603-2 (SOD962) | 315 |
| | | | DFN0603-2 (SOD972E) | 317 |
| | | | DFN0603-3 (SOT8013) | 317 |
| | | | DSN0402-2 (SOD992) | 315 |
| | | | DSN0402B-2 (SOD992B) | 315 |
| | | | DSN1006-2 (SOD993) | 315 |
| | | | DSN1006-2 (SOD993B) | 315 |
| | | | DSN1006U-2 (SOD995) | 315 |
| | | | DSN1608-2 (SOD963&964) | 315 |
| | | | SOD80 | 115, 135 |
| | | | SOD123F | 115 |
| | | CFP3 (SOD123W) | 115 | |
| | | SOD123 | 115, 118 | |
| | | CFP5 (SOD128) | 115 | |
| | | SOD323 | 115, 135 | |
| | | SOD323F | 115 | |
| | SOD523 | 115, 135, 315, 335 | | |





| 3 pin packages | Orientation in tape | Package | Packing 12NC ending | | Orientation in tape | Package | Packing 12NC ending | |
|----------------|---------------------|----------------------|---------------------|-------------------|---------------------|-----------------|-----------------------|----------|
| | | SOT89 | 146 | | | | DFN1010D-3 (SOT1215) | 147 |
| | | | | | | | DFN2020-3 (SOT1061) | 115, 135 |
| | | | | | | | DFN2020D-3 (SOT1061D) | 115, 135 |
| | | | | | | | SOT89 | 115, 135 |
| | | | | | | | SOT89 | 115, 135 |
| | | | | | | | D2PAK (SOT404) | 118 |
| | Orientation in tape | Package | Packing 12NC ending | | Orientation in tape | Package | Packing 12NC ending | |
| | | DFN1006-3 (SOT883) | 315 | | | SOT89 | 147 | |
| | | DFN1006B-3 (SOT883B) | 315 | | | CFP15 (SOT1289) | 139, 146 | |
| | SOT23 | 185, 215, 235 | | CFP15B (SOT1289B) | 139 | | | |
| | SOT323 | 115, 135 | | | | | | |
| | SOT416 | 115, 135 | | | | | | |

| 4 pin packages | Orientation in tape | Package | Packing 12NC ending | | Orientation in tape | Package | Packing 12NC ending | |
|----------------|---------------------|--------------------------|---------------------|--|---------------------|---------|---------------------|--|
| | | WLCSP4 (0808) | 084 | | | | | |
| | | LFPK56 (SOT669) | 115 | | | | | |
| | | LFPK56E (SOT1023) | 115 | | | | | |
| | | LFPK56-UL2595 (SOT1023A) | 115 | | | | | |
| | | LFPK88 (SOT1235) | 118 | | | | | |
| | | | | | | | | |
| | Orientation in tape | Package | Packing 12NC ending | | Orientation in tape | Package | Packing 12NC ending | |
| | | SOT143B | 215, 235 | | | | | |
| | | SOT223 | 115, 135 | | | | | |
| | DFN1010-4 (SOT1194) | 115 | | | | | | |
| | | | | | | | | |
| | | | | | | | | |

| 5 pin packages | Orientation in tape | Package | Packing 12NC ending | Orientation in tape | Package | Packing 12NC ending |
|----------------|---------------------|------------------|---------------------|---------------------|---------|---------------------|
| | | WLCSP5 (1208) | 087 | | SOT353 | 115, 135 |
| | | | | | | |
| | | | | | | |
| | | | | | | |
| | Orientation in tape | Package | Packing 12NC ending | Orientation in tape | Package | Packing 12NC ending |
| | | SOT753 | 125 | | | |
| | | X2SON5 (SOT1226) | 125 | | | |
| | | UMTS (SOT353-1) | 125 | | | |
| | | SOS (SOT753) | 125 | | | |

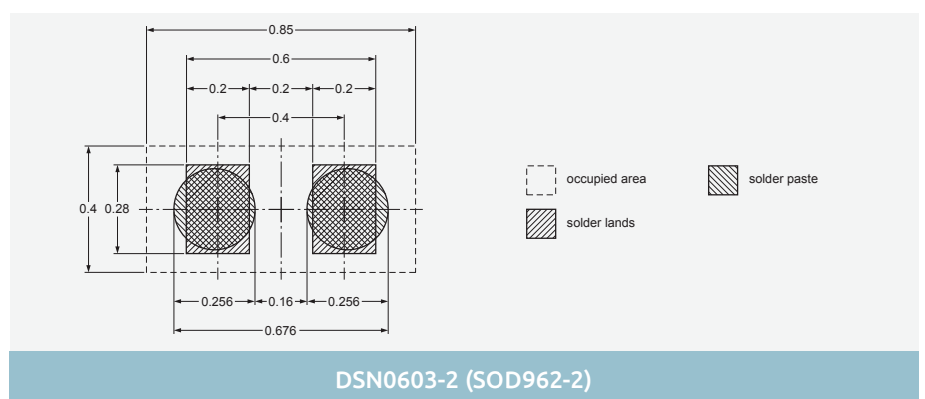
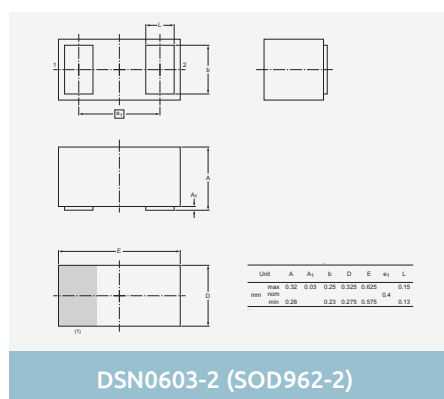
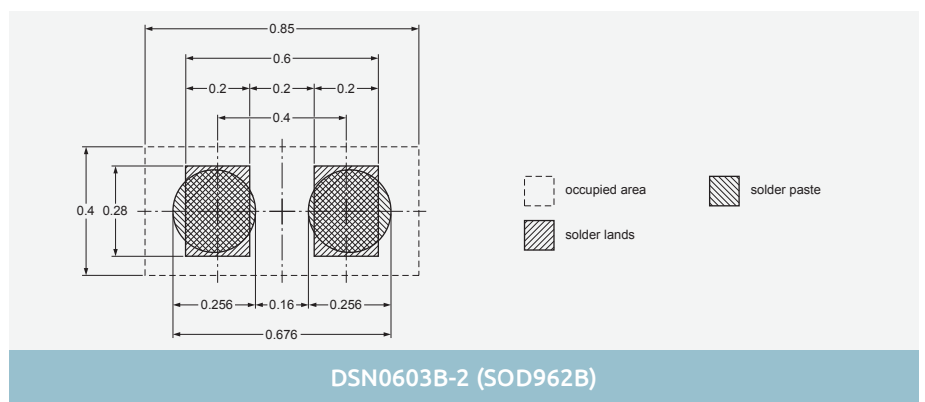
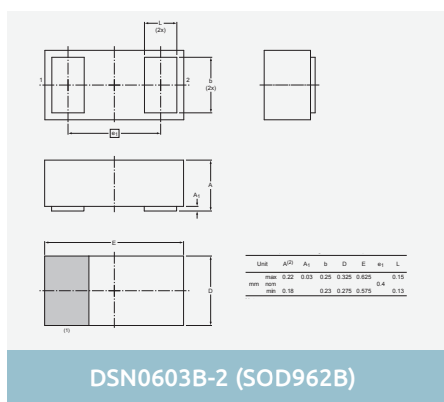
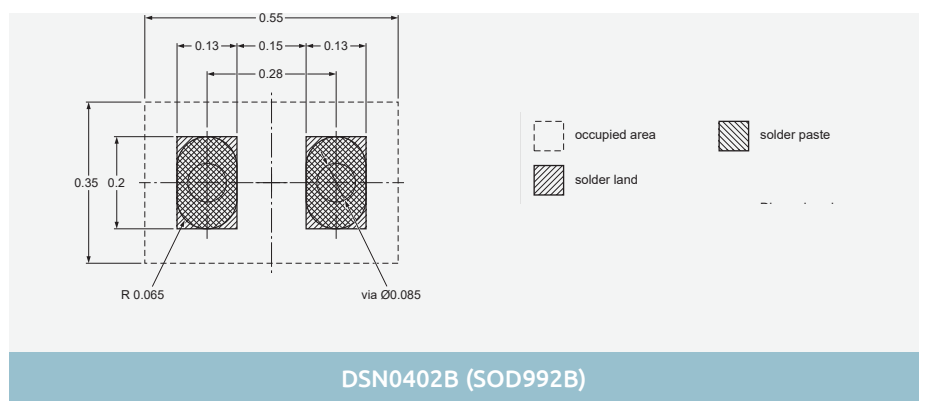

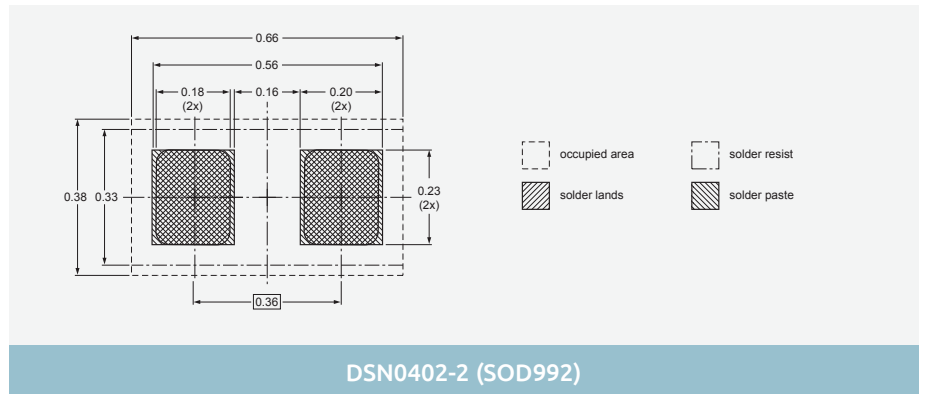
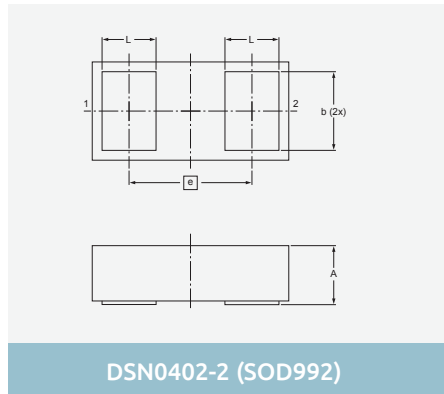
| 6 pin packages | Orientation in tape | Package | Packing 12NC ending | Orientation in tape | Package | Packing 12NC ending |
|----------------|---------------------|-----------------------|---------------------|---------------------|-----------------------|---------------------|
| | | DFN1410-6 (SOT886) | 115 | | DFN1412-6 (SOT1268) | 147 |
| | | DFN2020MD-6 (SOT1220) | 184 | | DFN2020D-6 (SOT1118D) | 115 |
| | | LFPK33 (SOT1210) | 115 | | DFN2020MD-6 (SOT1220) | 115 |
| | | LFPK56D (SOT1205) | 115 | | SOT363 | 115, 135 |
| | | WLCSP6 (1510) | 023 | | SOT457 | 115, 135 |
| | | XSON6 (SOT1202) | 125 | | X2SON6 (SOT1255) | 147 |
| | | XSON6 (SOT886) | 125 | | DFN0606B-6 | 147 |
| | | DFN1308-6 (SOT8006) | 315 | | | |
| | | DFN1308-6 (SOT8006B) | 315 | | | |
| | Orientation in tape | Package | Packing 12NC ending | Orientation in tape | Package | Packing 12NC ending |
| | | DFN1010-6 (SOT891) | 132 | | DFN0606 (SOT8001) | 147 |
| | | DFN1010E-6 (SOT1202) | 132 | | | |
| | | DFN1410-6 (SOT886) | 132 | | | |
| | | DFN2020MD-6 (SOT1220) | 125 | | | |
| | | SOT363 | 125, 165 | | | |
| | | SOT457 | 125, 165 | | | |
| | | XSON6 (SOT891) | 125 | | | |
| | | SC-88 (SOT363) | 125 | | | |
| | | SC-74 (SOT457) | 125 | | | |

multi I/O pin packages

| Orientation in tape | Package | Packing 12NC ending | Orientation in tape | Package | Packing 12NC ending |
|---|-----------------------|---------------------|--|-------------------|---------------------|
|  | DFN2110-9 (SOT1178) | 115 |  | DFN0606 (SOT8001) | 147 |
| | DFN2111-7 (SOT1358) | 471 | | | |
| | DFN2510A-10 (SOT1176) | 115 | | | |
| | DFN2520-9 (SOT1333) | | | | |
| | DFN2520-9 (SOT1333) | | | | |
| | DFN2520-9 (SOT1333) | | | | |
| | DFN2520-9 (SOT1333) | | | | |
| | DFN5050-32 (SOT617-3) | | | | |
| | XSON8 (SOT1116) | 115 | | | |
| | X2SON8 (SOT1233) | 115 | | | |
| | XSON8 (SOT1203) | 115 | | | |
| | XSON8 (SOT1089) | 115 | | | |
| | XSON8 (SOT833-1) | 115 | | | |
| | TSSOP8 (SOTS30-1) | 118 | | | |
| | SO8 (SOT96-1) | 118 | | | |
| | X2QFN10 (SOT1430-1) | 471 | | | |
| | XQFN10 (SOT1337-1) | 115 | | | |
| | TSSOP10 (SOT552-1) | 118 | | | |
| | XQFN10 (SOT1160-1) | 115 | | | |
| | XQFN12 (SOT1174-1) | 115 | | | |
| | DHVQFN14 (SOT762-1) | 115 | | | |
| | TSSOP14 (SOT402-1) | 118 | | | |
| | SSOP16 (SOTS19-1) | 118 | | | |
| | TSSOP16 (SOT403-1) | 118 | | | |
| | SO16 (SOT109-1) | 118 | | | |
| | TSSOP20 (SOT360-1) | 118 | | | |
| | SO20 (SOT163-1) | 118 | | | |
| | DHXQFN20 (SOT1045-2) | 115 | | | |
| | DHVQFN20 (SOT764-1) | 115 | | | |
| | SO24 (SOT137-1) | 118 | | | |
| | DHVQFN24 (SOT815-1) | 118 | | | |
| | TSSOP24 (SOT355-1) | 118 | | | |
| | TSSOP48 (SOT362-1) | 118 | | | |
| | TSSOP48 (SOT480-1) | 118 | | | |
| TSSOP56 (SOT364-1) | 118 | | | | |
| Orientation in tape | Package | Packing 12NC ending | Orientation in tape | Package | Packing 12NC ending |
|  | XQFN8 (SOT902-2) | 125 |  | | |
| | VSSOP8 (SOT765-1) | 125 | | | |
| | TSSOP8 (SOTS05-2) | 125 | | | |
| | | | | | |
| | | | | | |
| | | | | | |

Minimized outline drawings and reflow soldering footprint

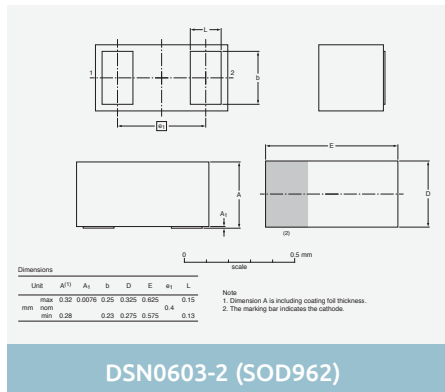
2-pin SMD packages



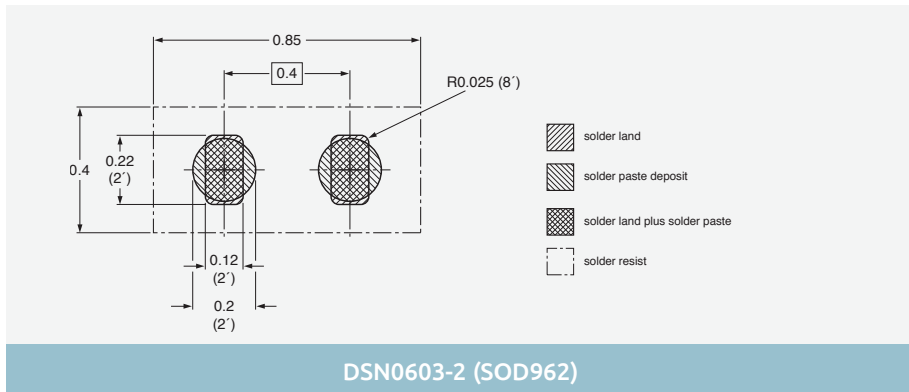
Dimensions in mm

Images are for reference only, for detailed drawings please visit nexperia.com/packages

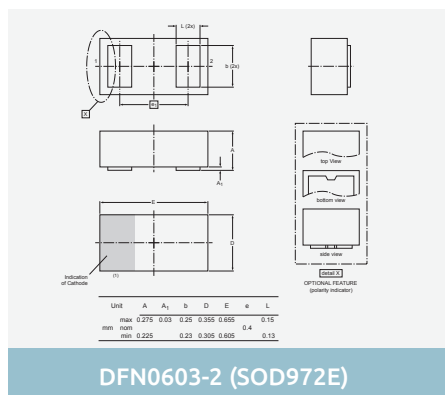
2-pin SMD packages



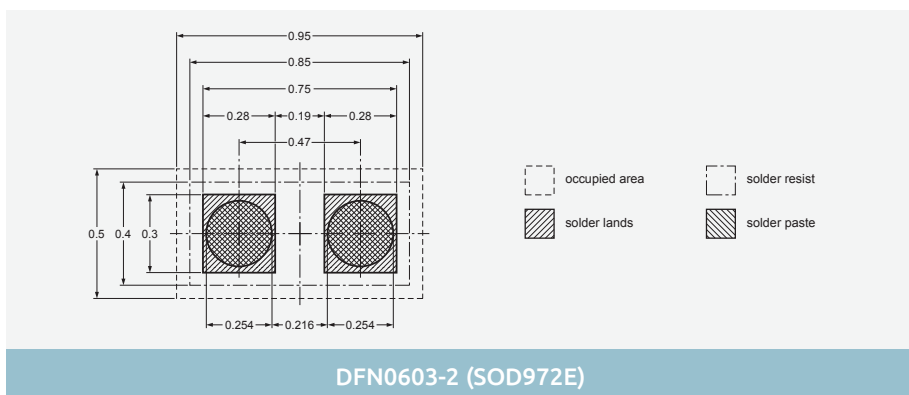
DSN0603-2 (SOD962)



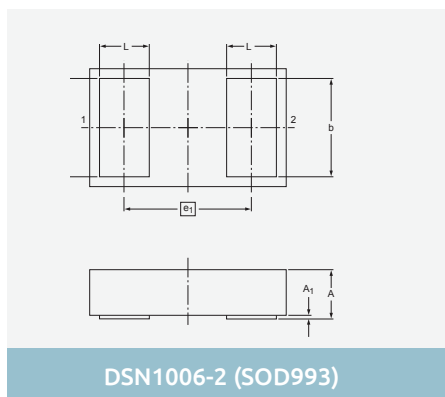
DSN0603-2 (SOD962)



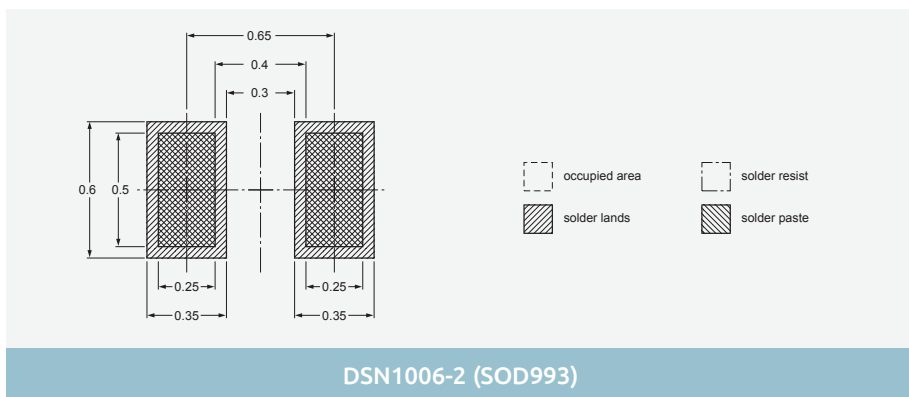
DFN0603-2 (SOD972E)



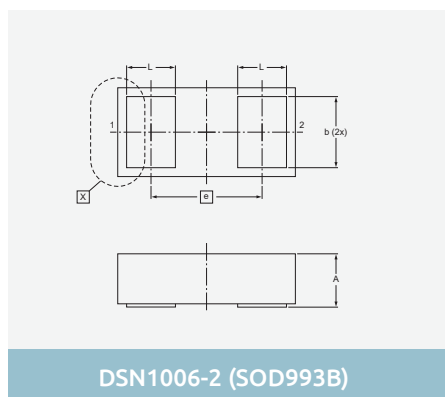
DFN0603-2 (SOD972E)



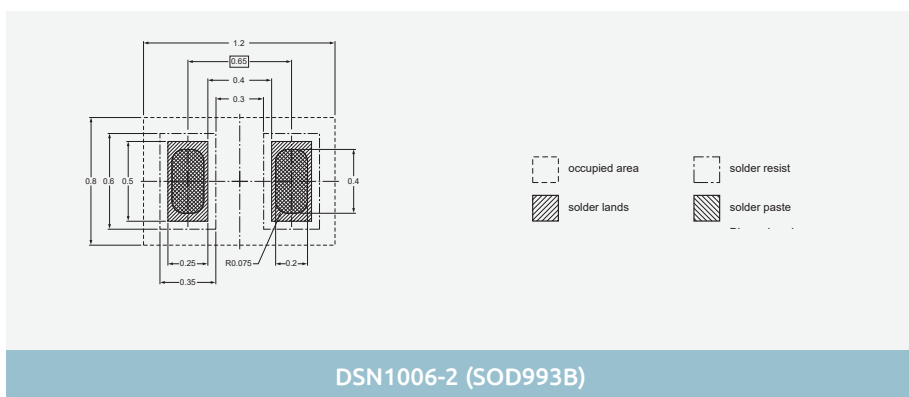
DSN1006-2 (SOD993)



DSN1006-2 (SOD993)



DSN1006-2 (SOD993B)

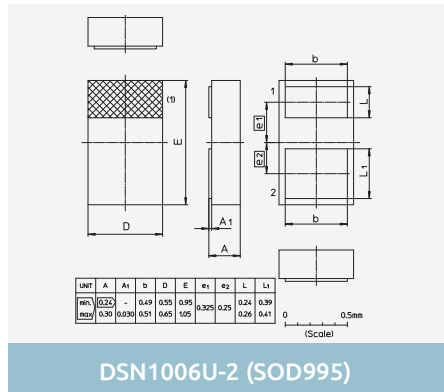


DSN1006-2 (SOD993B)

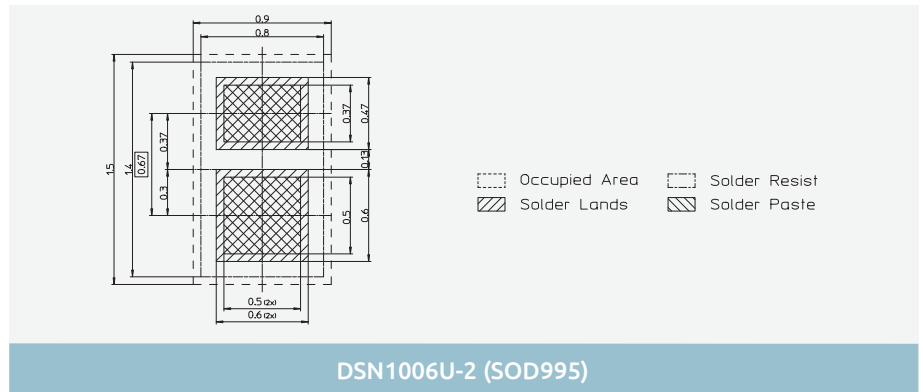
Dimensions in mm

Minimized outline drawings and reflow soldering footprint

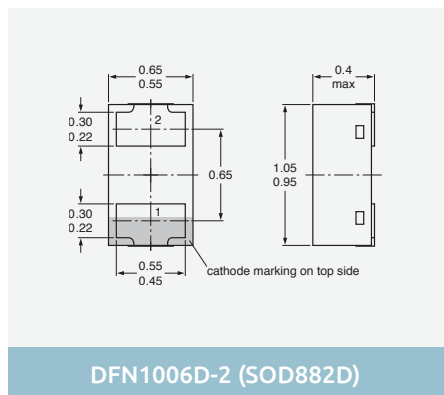
2-pin SMD packages



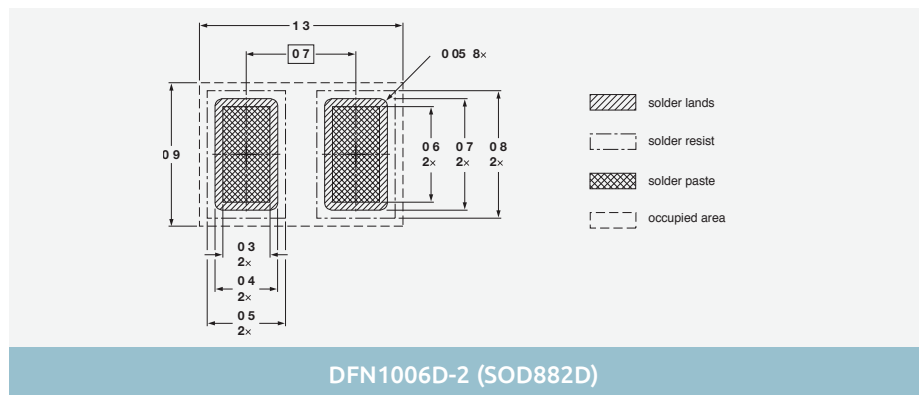
DSN1006U-2 (SOD995)



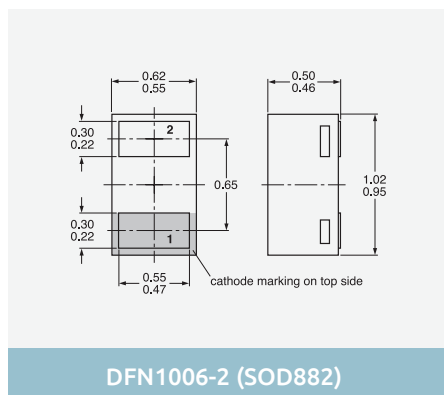
DSN1006U-2 (SOD995)



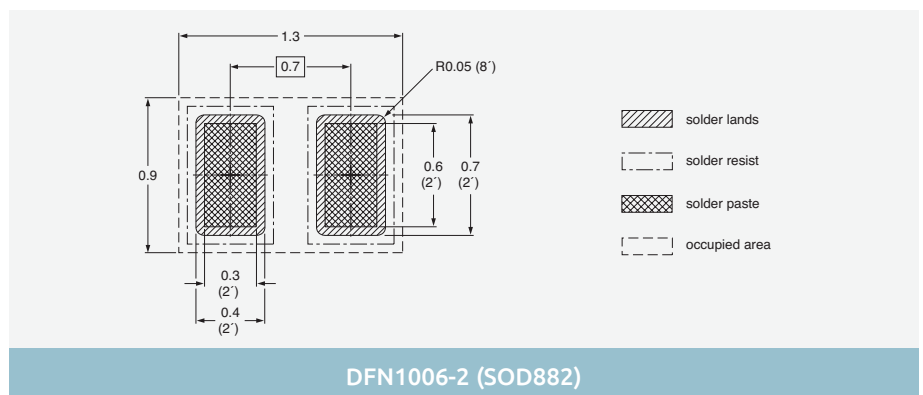
DFN1006D-2 (SOD882D)



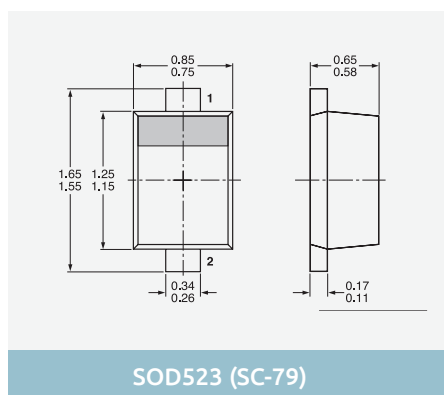
DFN1006D-2 (SOD882D)



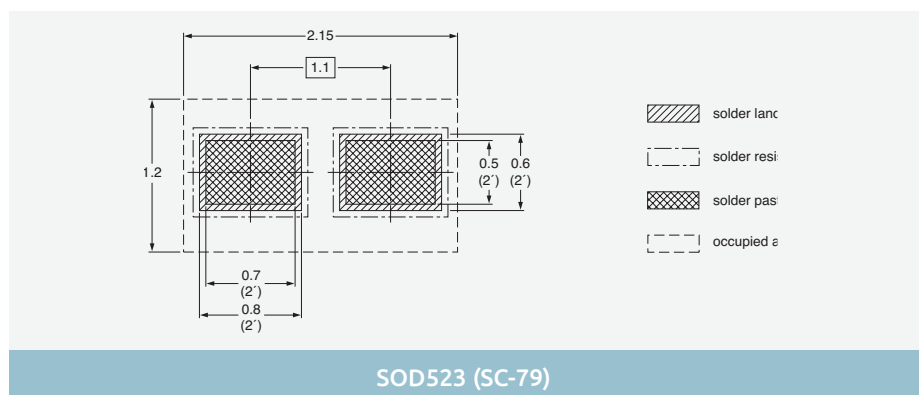
DFN1006-2 (SOD882)



DFN1006-2 (SOD882)



SOD523 (SC-79)

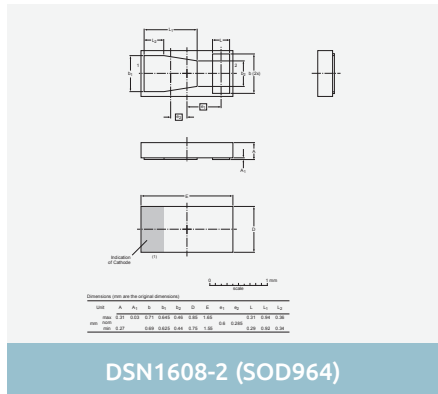


SOD523 (SC-79)

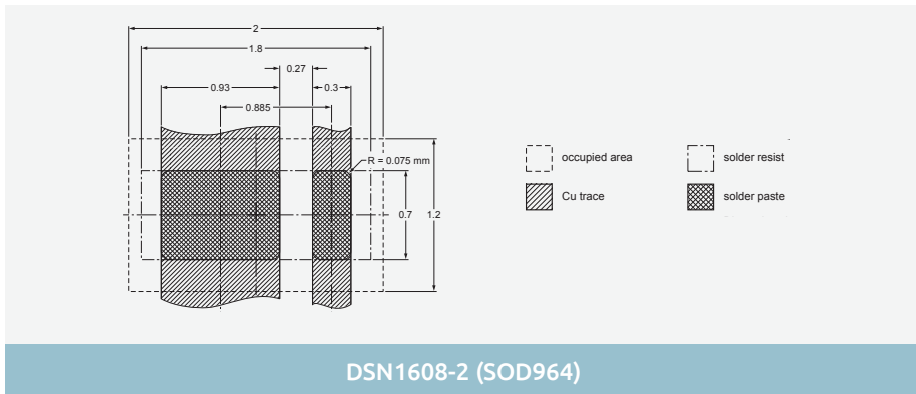
Dimensions in mm

Images are for reference only, for detailed drawings please visit nexperia.com/packages

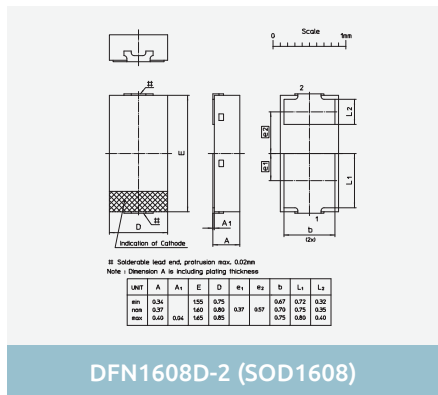
2-pin SMD packages



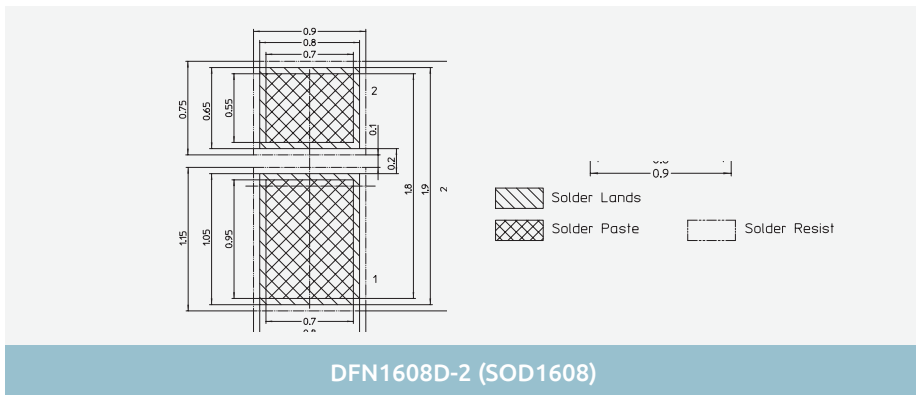
DSN1608-2 (SOD964)



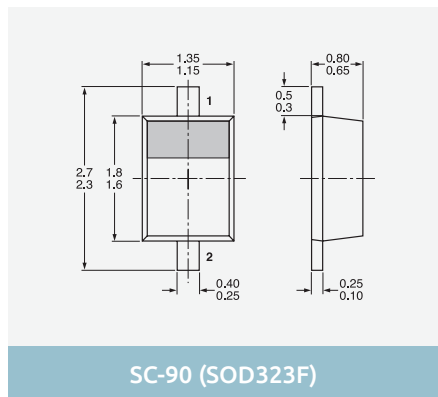
DSN1608-2 (SOD964)



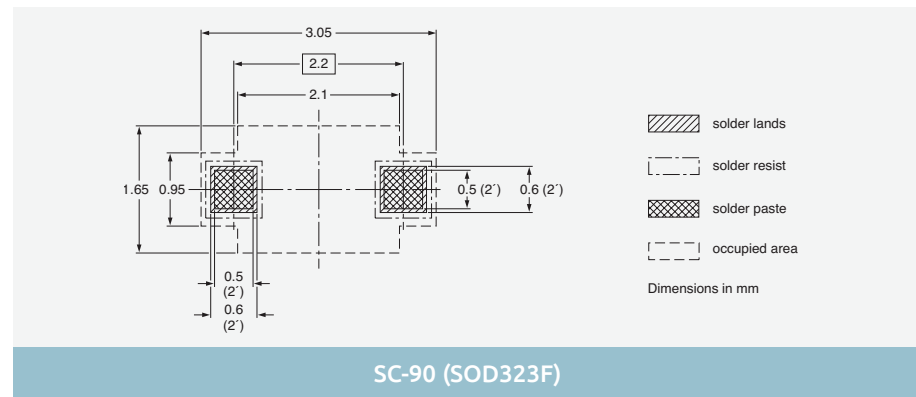
DFN1608D-2 (SOD1608)



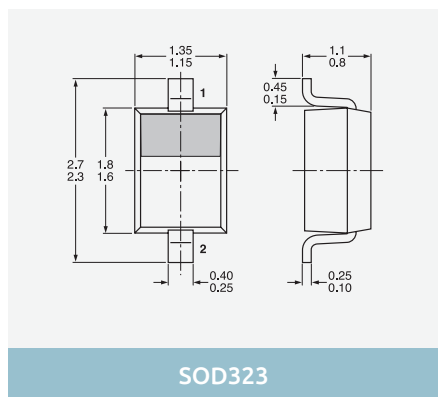
DFN1608D-2 (SOD1608)



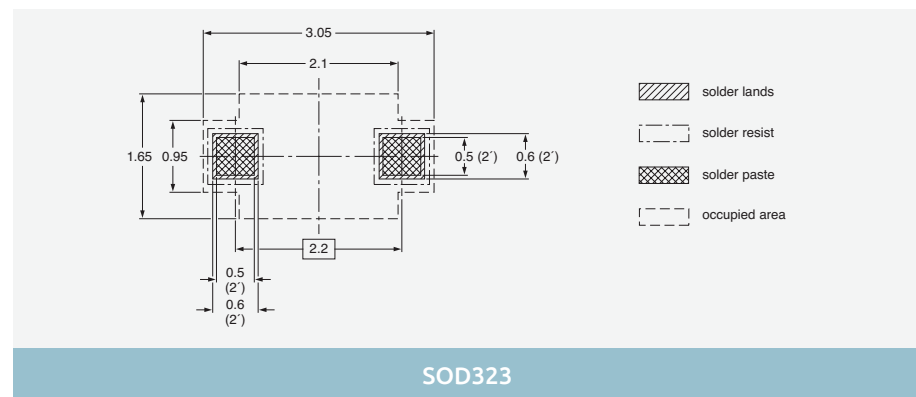
SC-90 (SOD323F)



SC-90 (SOD323F)



SOD323

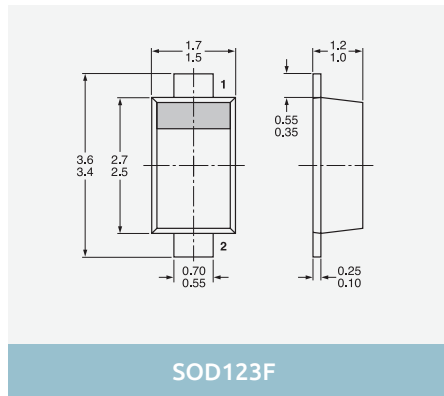


SOD323

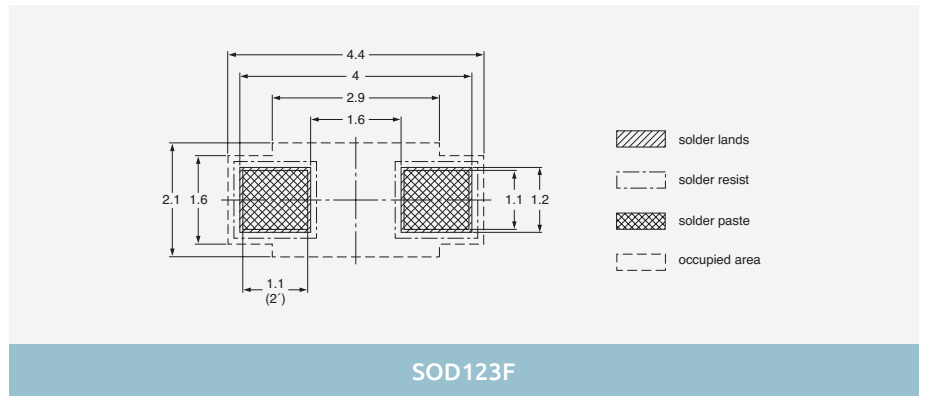
Dimensions in mm

Images are for reference only, for detailed drawings please visit nexperia.com/packages

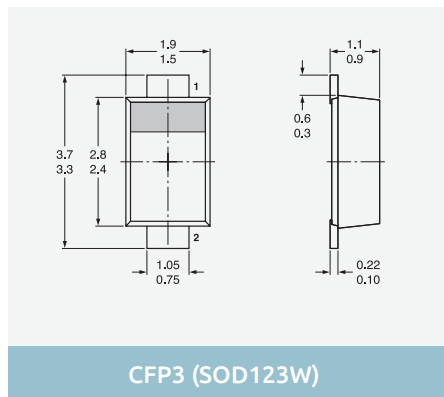
2-pin SMD packages



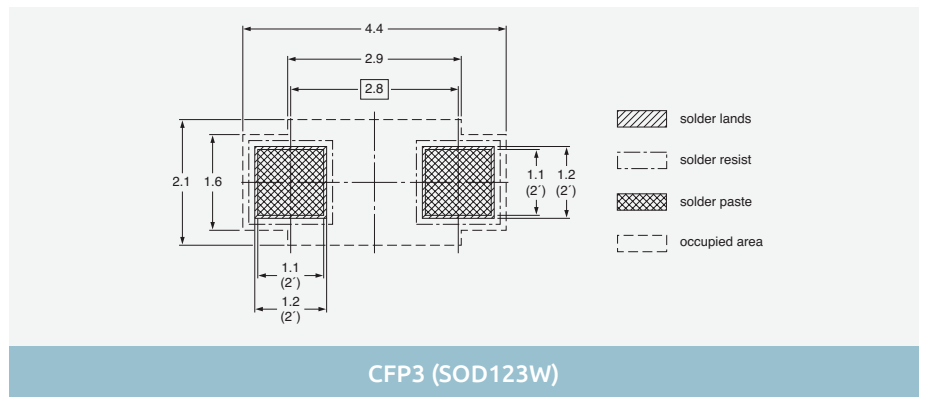
SOD123F



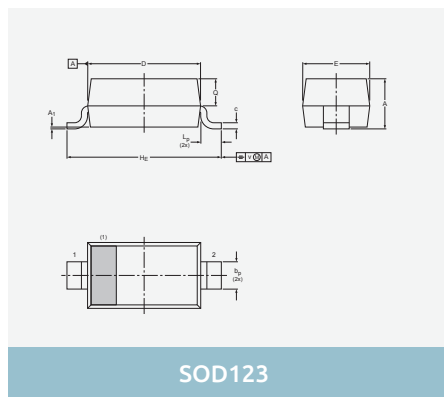
SOD123F



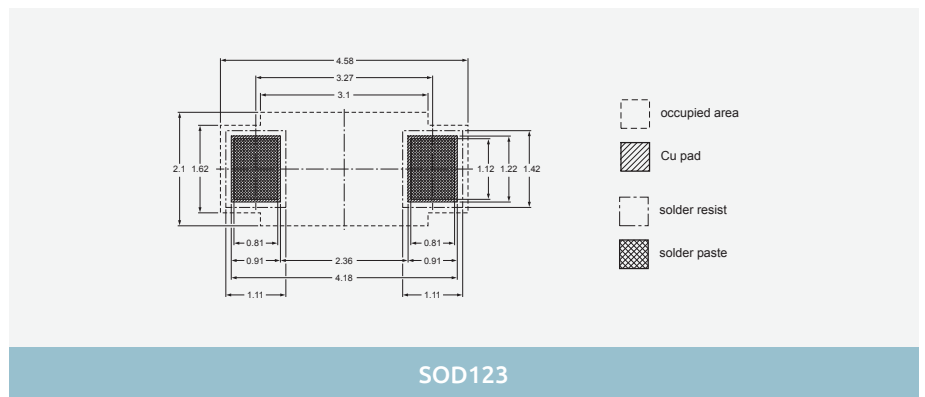
CFP3 (SOD123W)



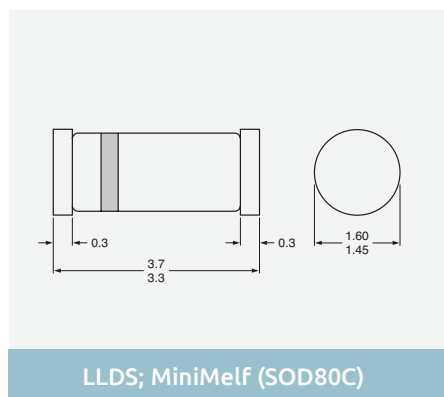
CFP3 (SOD123W)



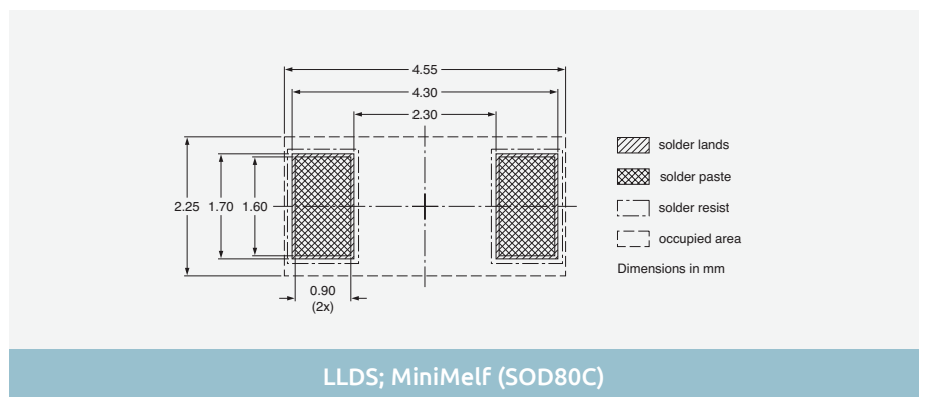
SOD123



SOD123

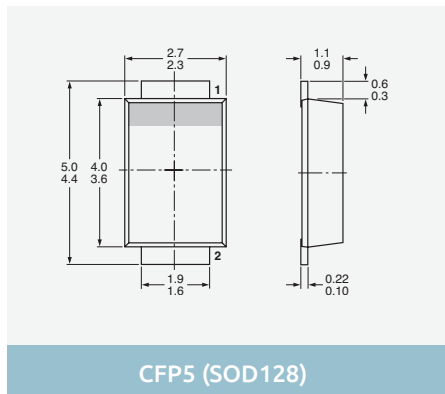


LLDS; MiniMelf (SOD80C)

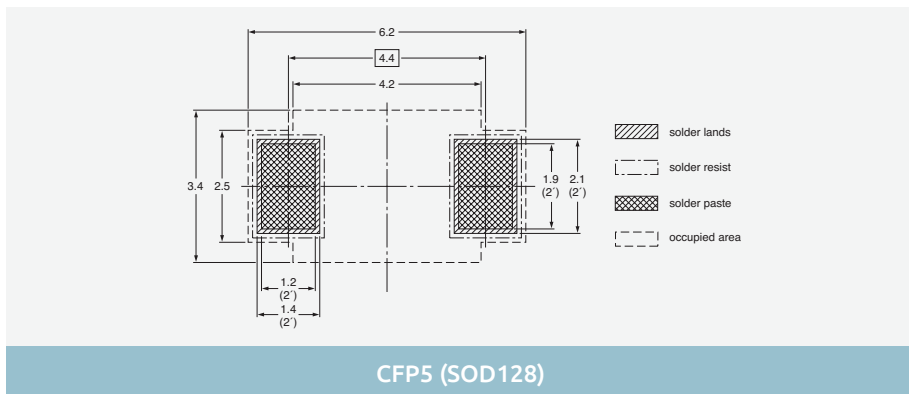


LLDS; MiniMelf (SOD80C)

2-pin SMD packages

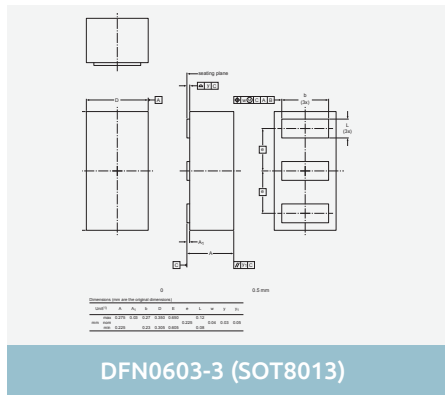


CFP5 (SOD128)

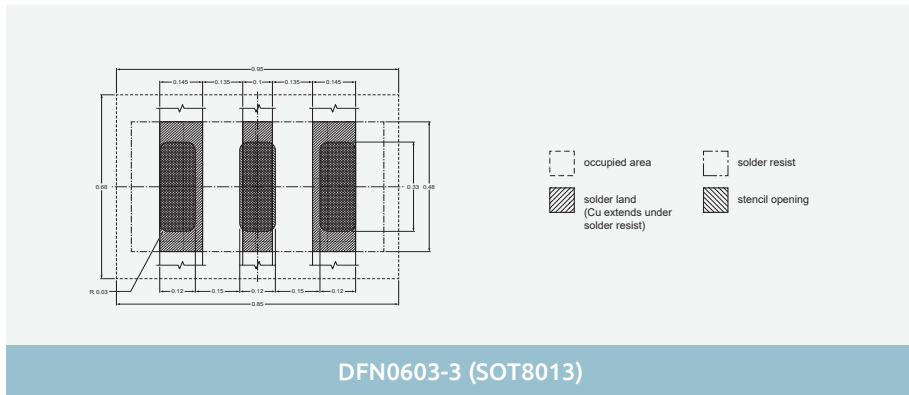


CFP5 (SOD128)

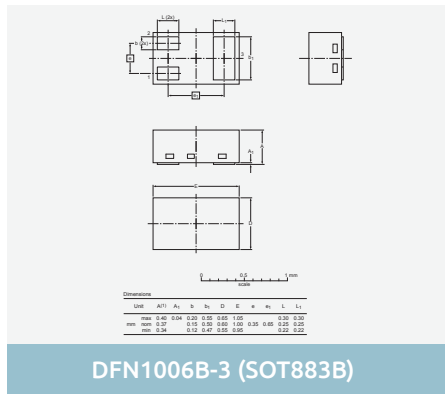
3-pin SMD packages



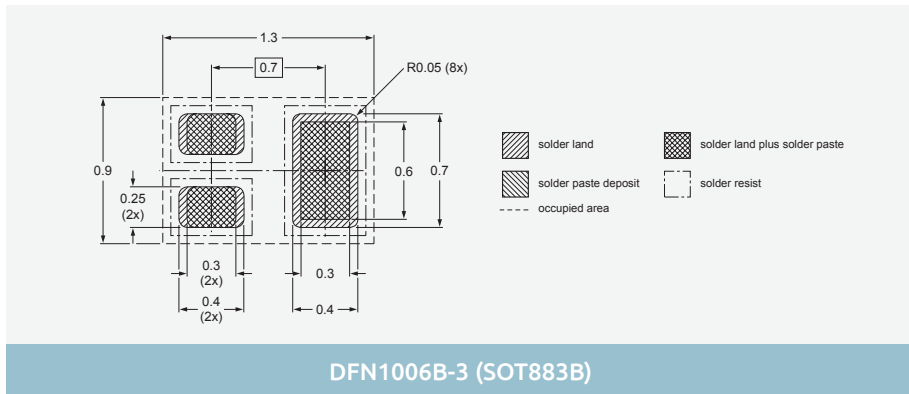
DFN0603-3 (SOT8013)



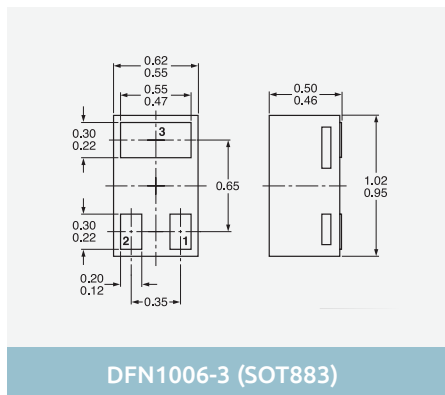
DFN0603-3 (SOT8013)



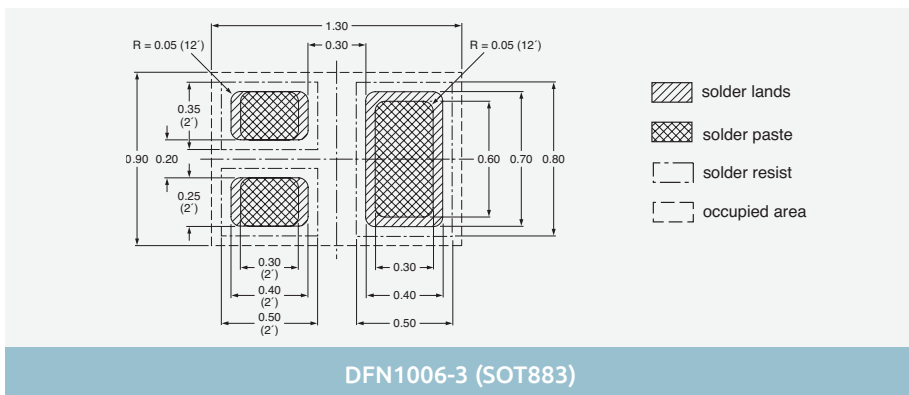
DFN1006B-3 (SOT883B)



DFN1006B-3 (SOT883B)



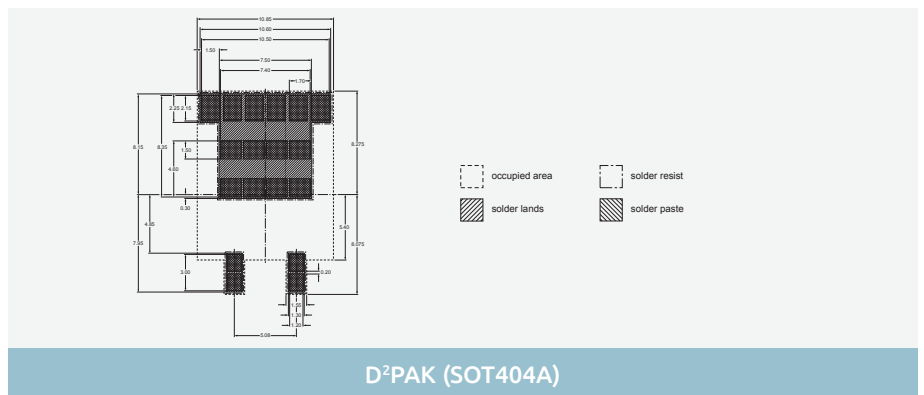
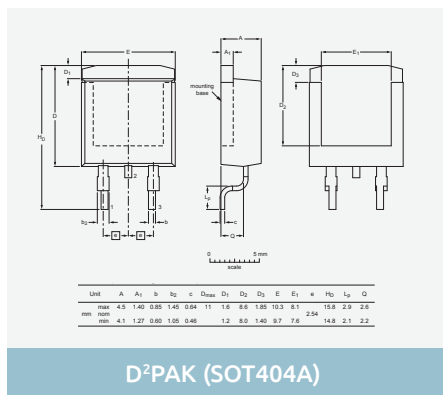
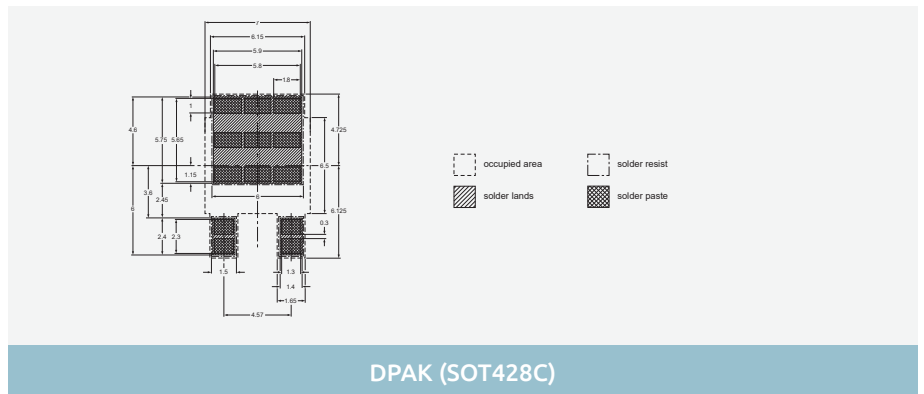
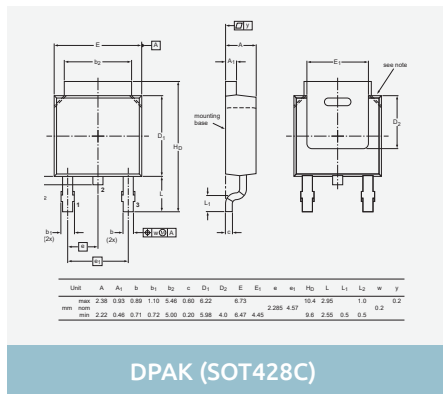
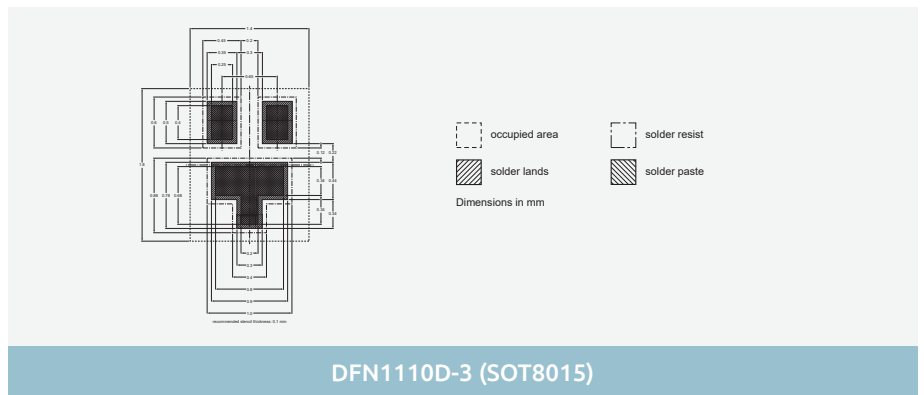
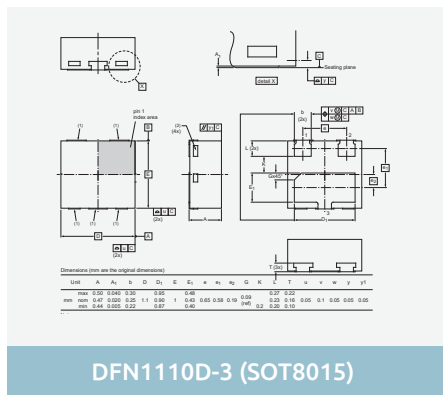
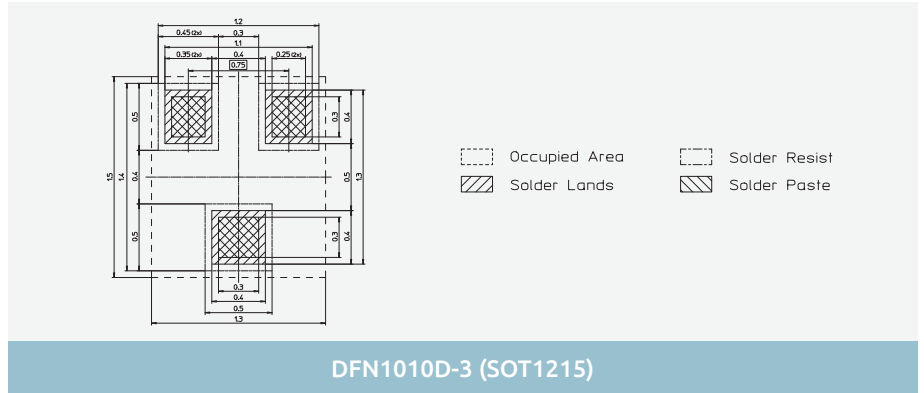
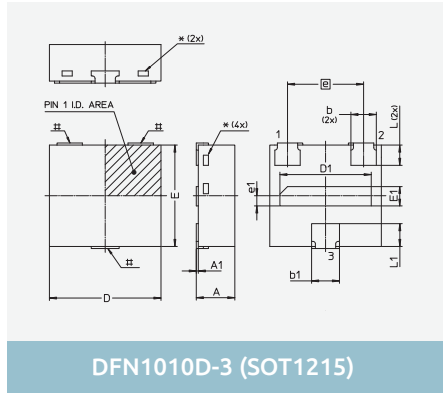
DFN1006-3 (SOT883)



DFN1006-3 (SOT883)

Dimensions in mm
 Images are for reference only, for detailed drawings please visit nexperia.com/packages

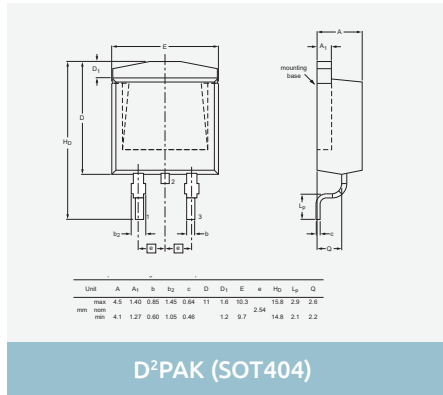
3-pin SMD packages



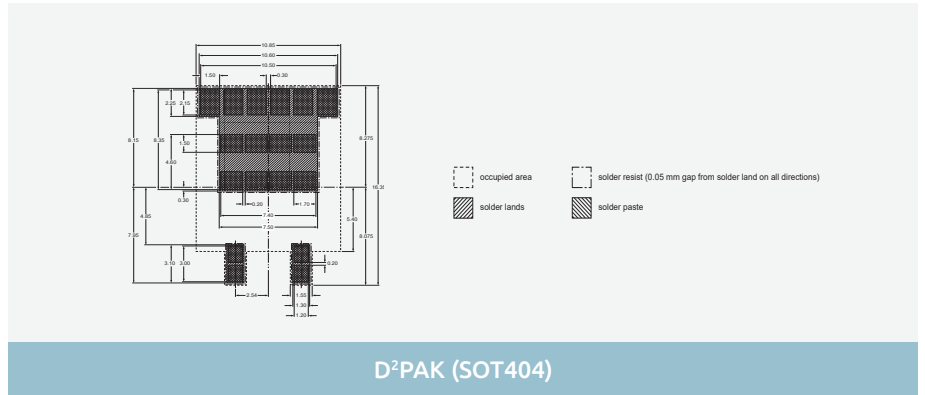
Dimensions in mm

Images are for reference only, for detailed drawings please visit nexperia.com/packages

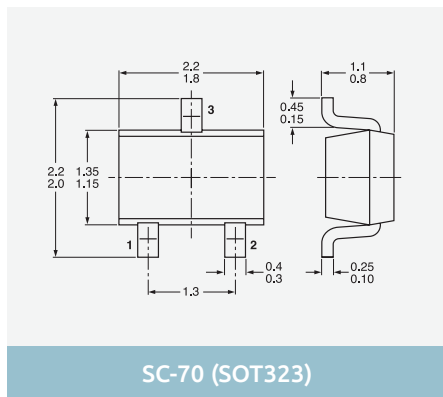
3-pin SMD packages



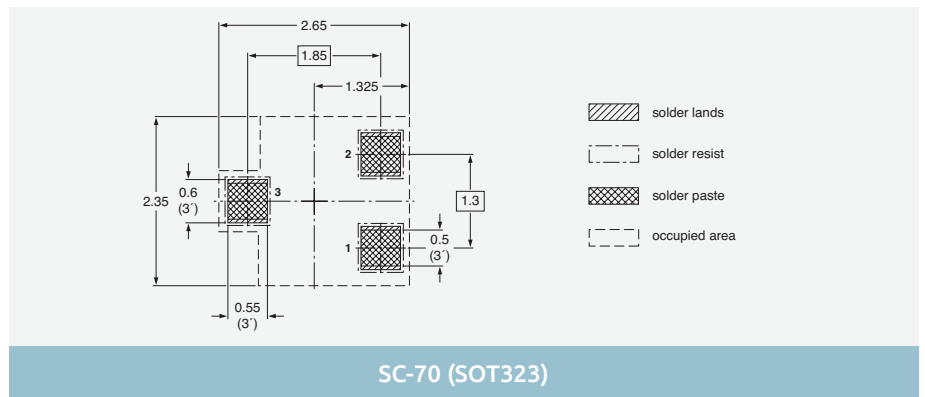
D²PAK (SOT404)



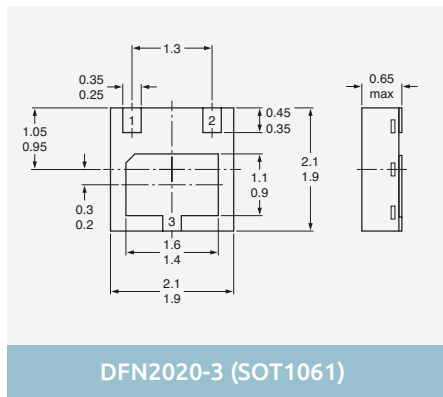
D²PAK (SOT404)



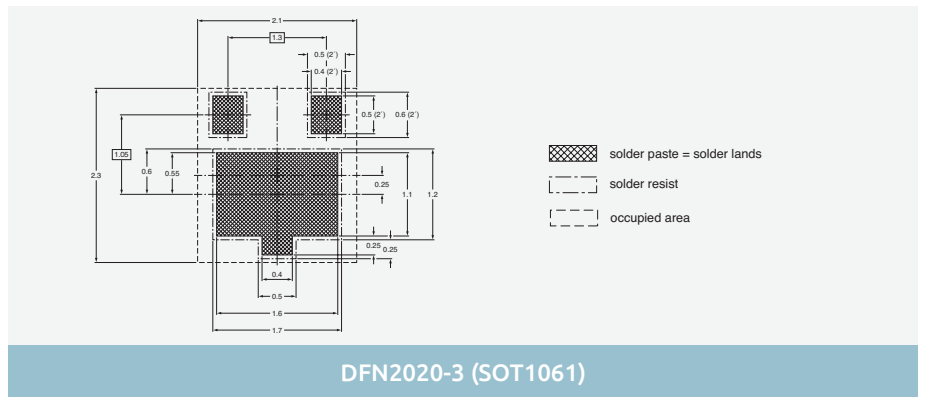
SC-70 (SOT323)



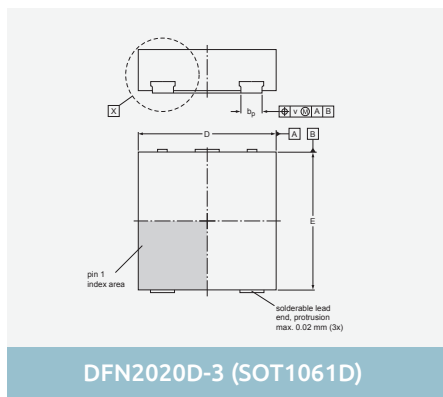
SC-70 (SOT323)



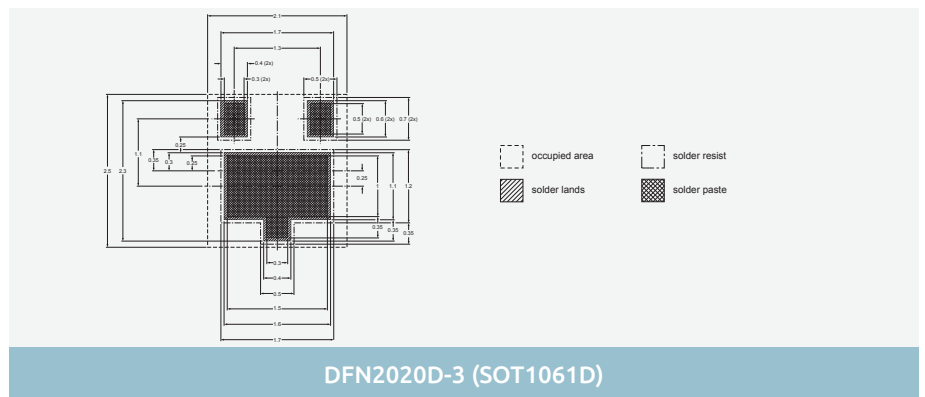
DFN2020-3 (SOT1061)



DFN2020-3 (SOT1061)



DFN2020D-3 (SOT1061D)



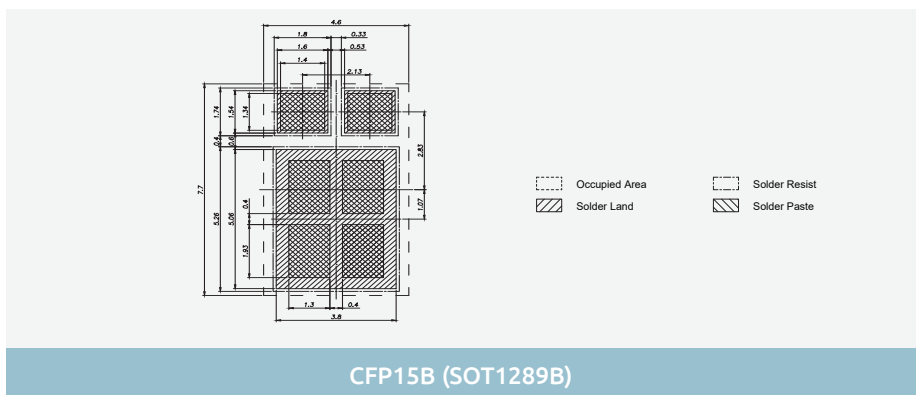
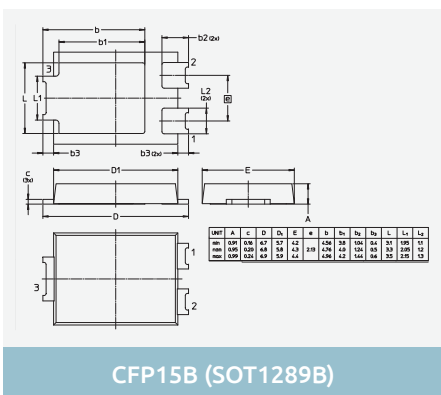
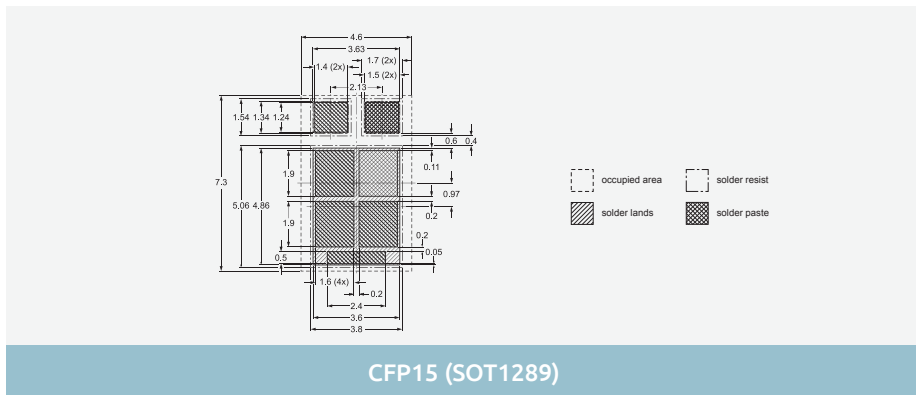
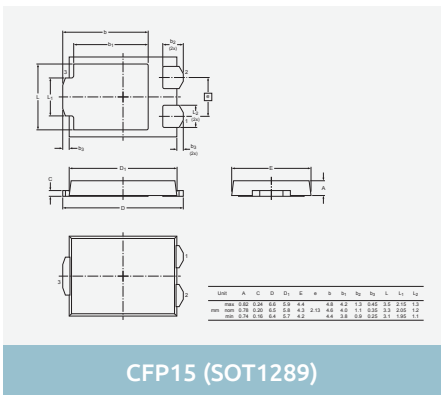
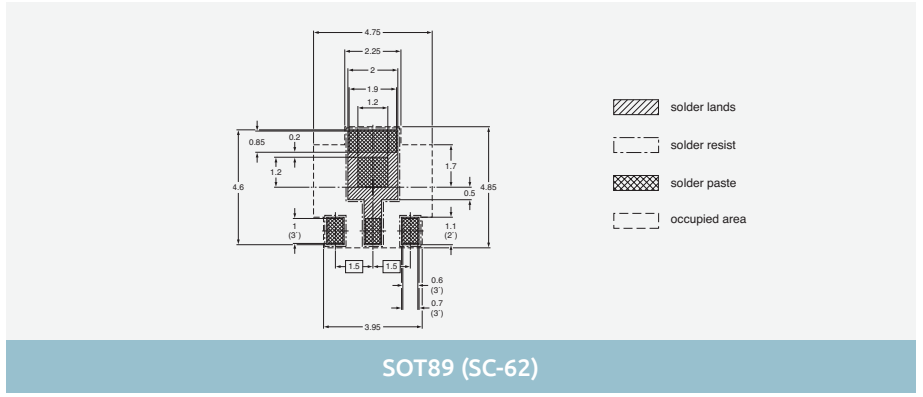
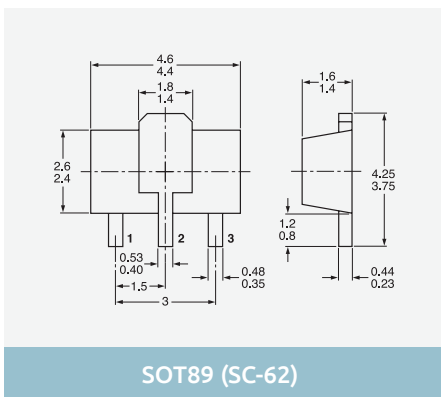
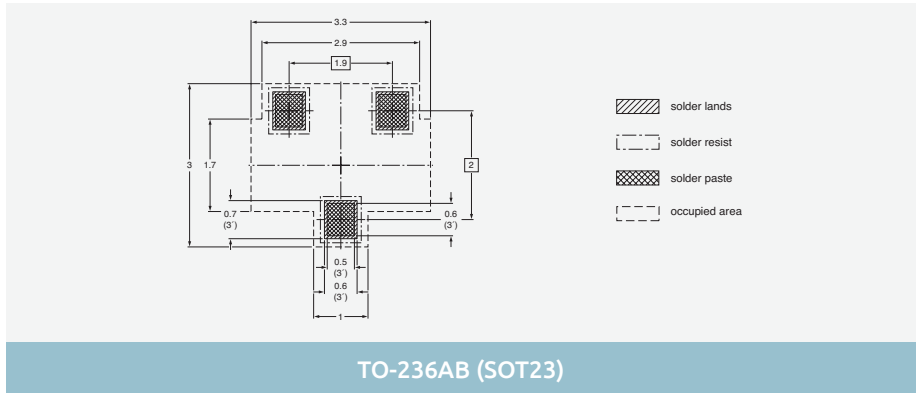
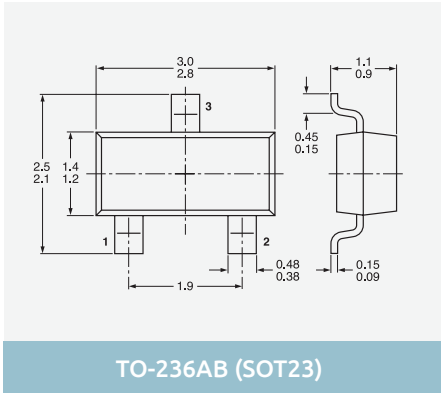
DFN2020D-3 (SOT1061D)

Dimensions in mm

Images are for reference only, for detailed drawings please visit nexperia.com/packages

Minimized outline drawings and reflow soldering footprint

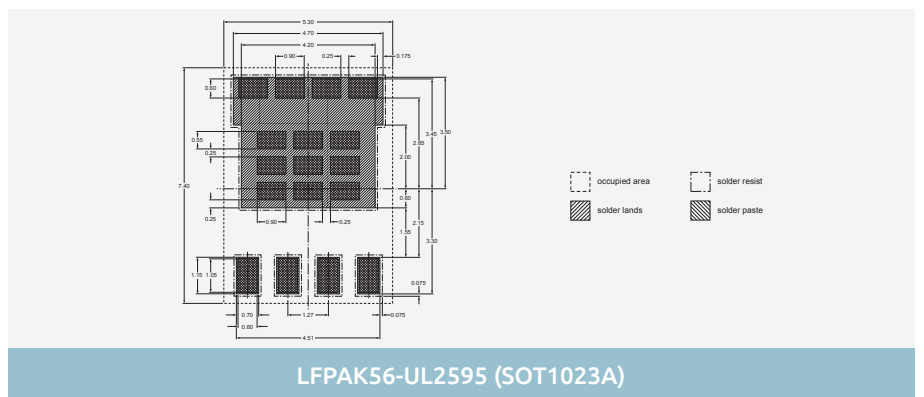
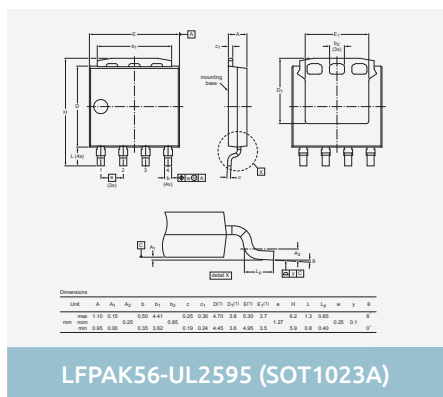
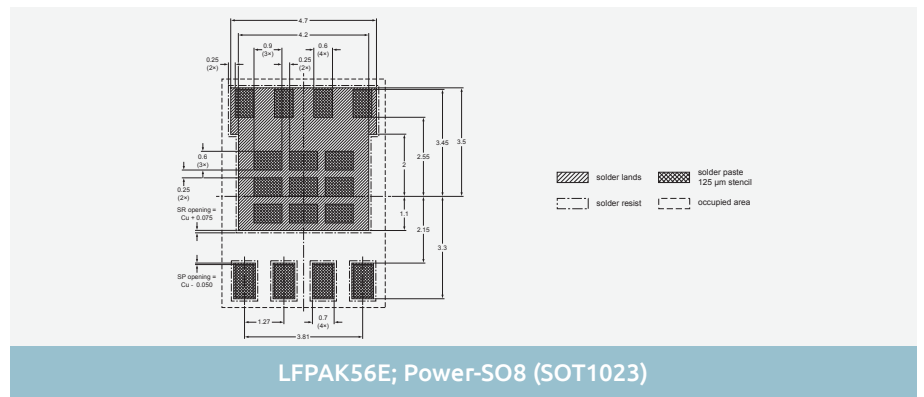
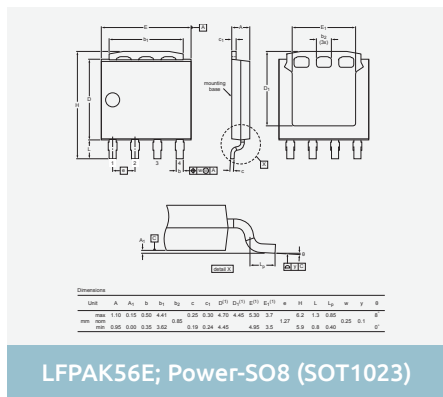
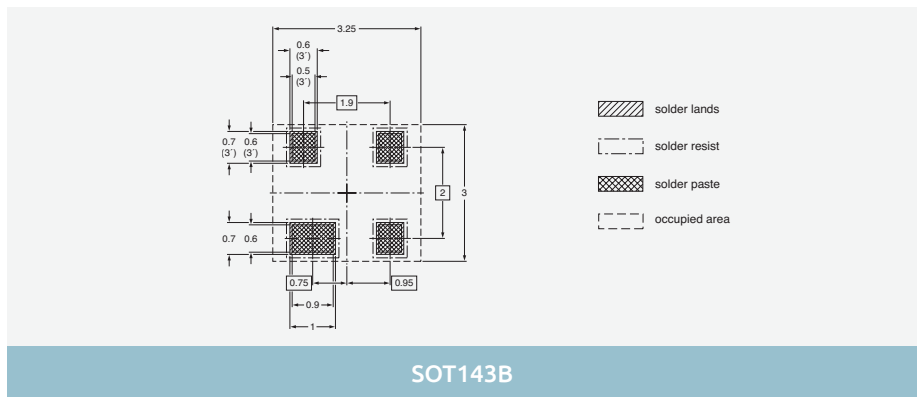
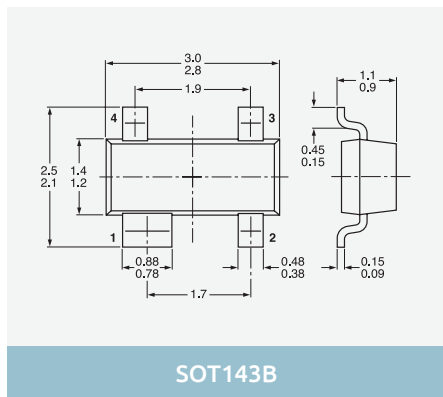
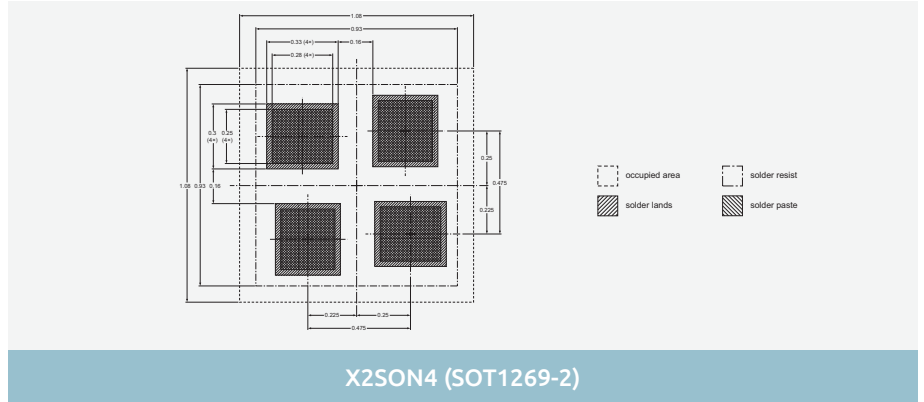
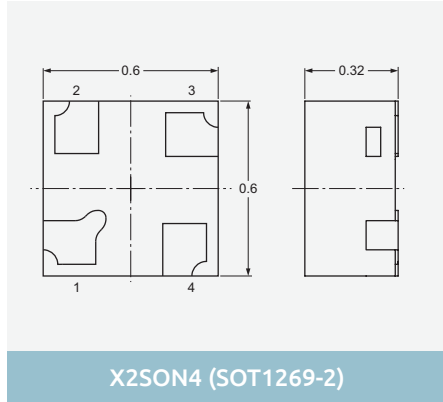
3-pin SMD packages



Dimensions in mm

Images are for reference only, for detailed drawings please visit nexperia.com/packages

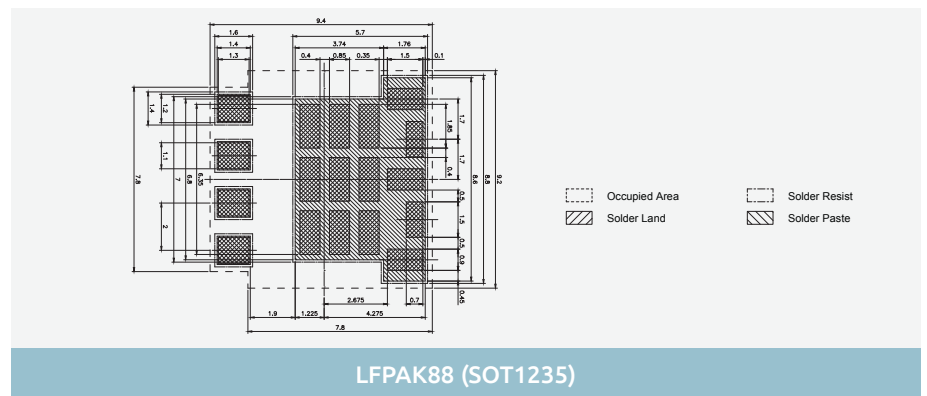
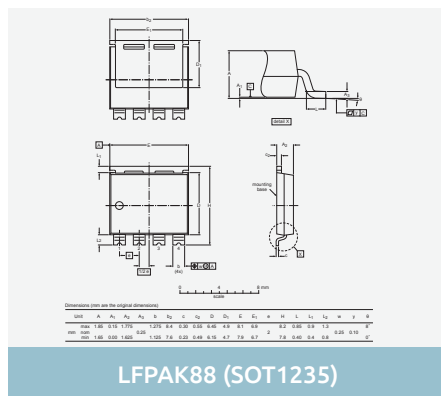
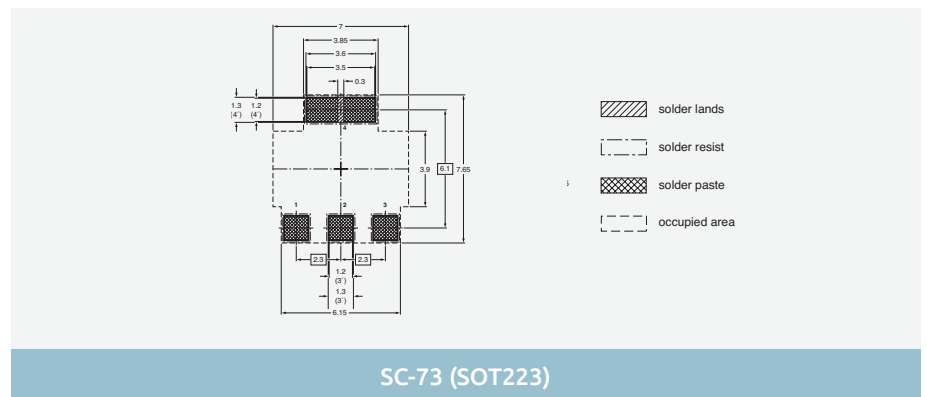
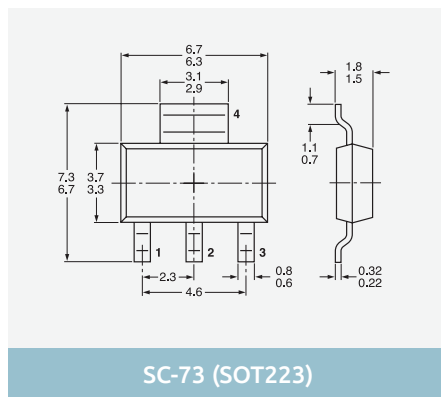
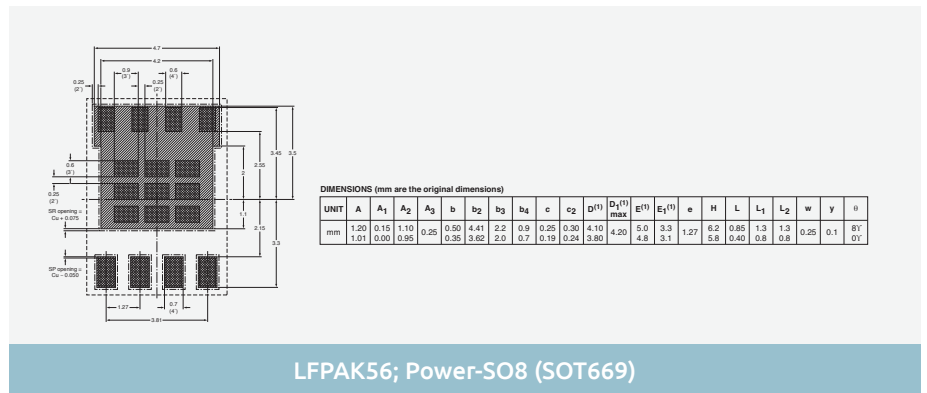
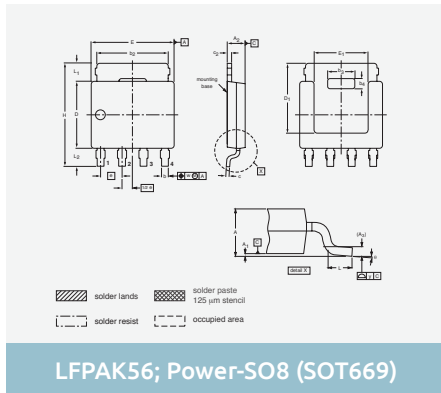
4-pin SMD packages



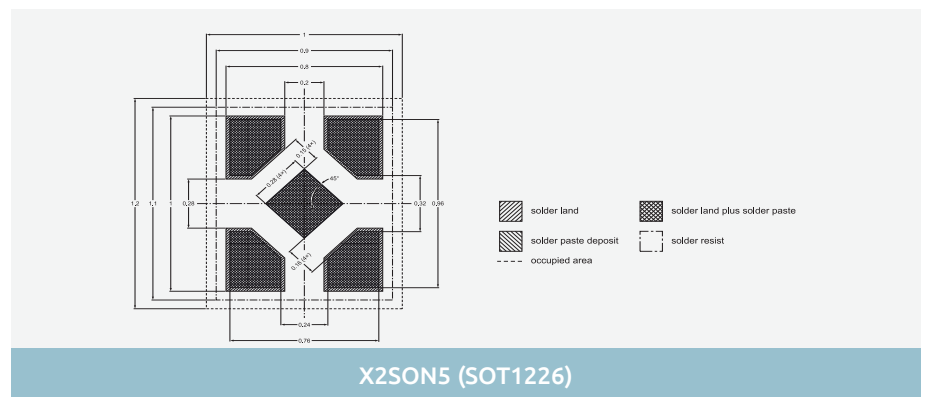
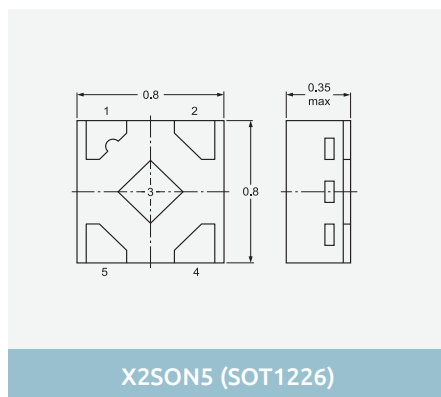
Dimensions in mm

Images are for reference only, for detailed drawings please visit nexperia.com/packages

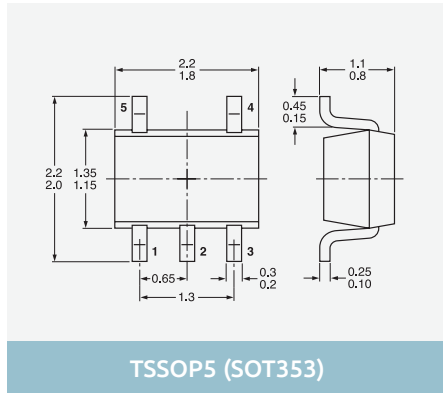
4-pin SMD packages



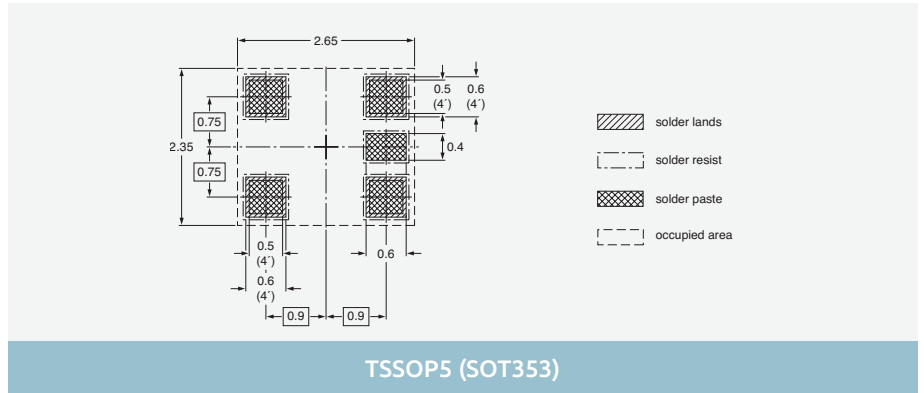
5-pin SMD packages



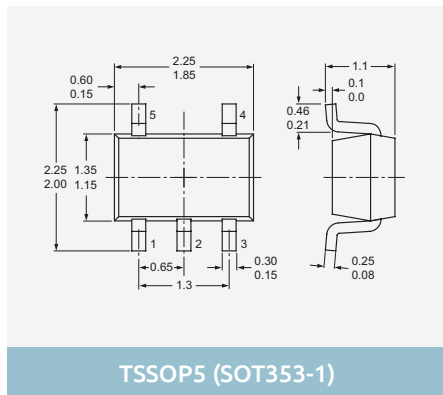
5-pin SMD packages



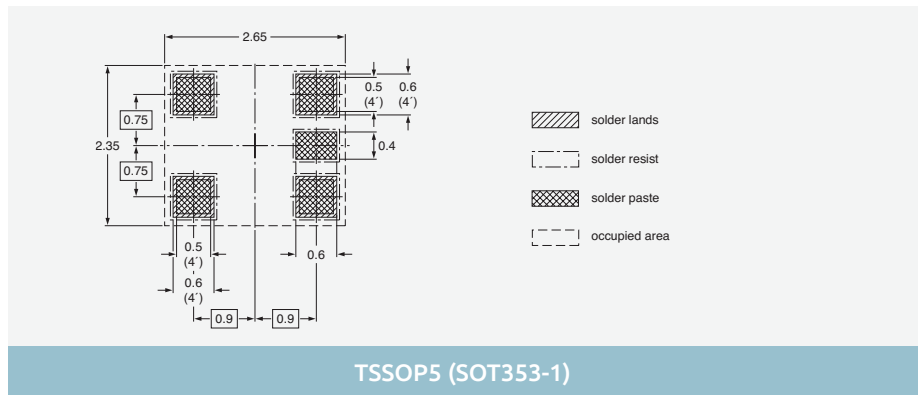
TSSOP5 (SOT353)



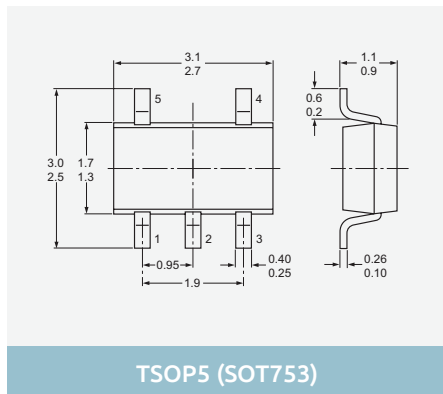
TSSOP5 (SOT353)



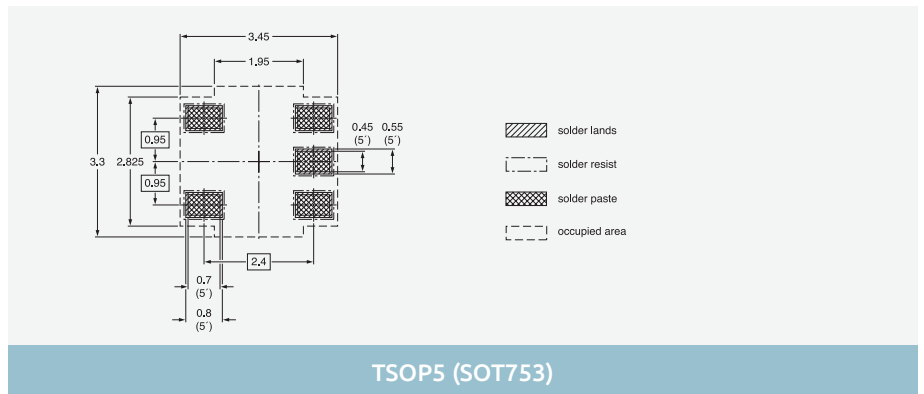
TSSOP5 (SOT353-1)



TSSOP5 (SOT353-1)

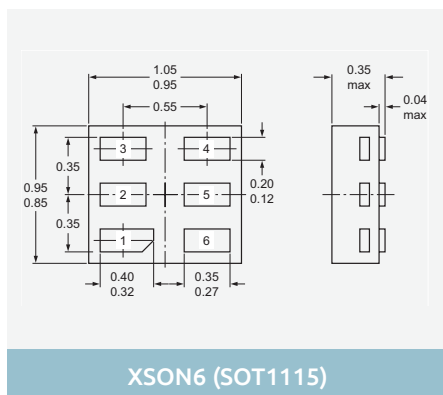


TSOP5 (SOT753)

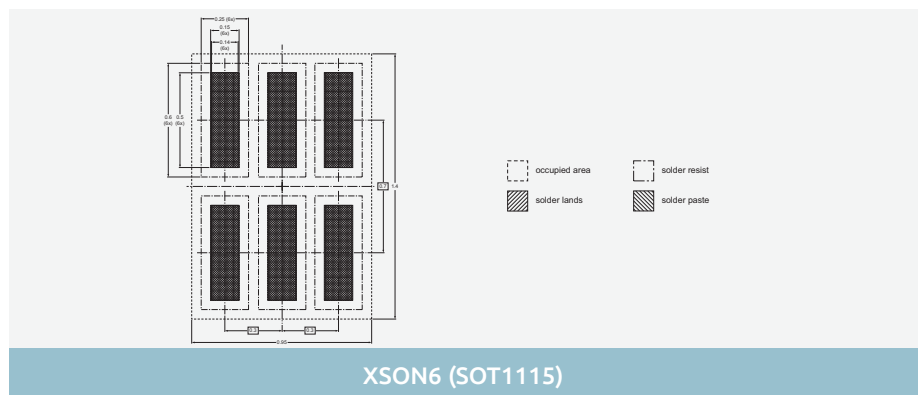


TSOP5 (SOT753)

6-pin SMD packages



XSON6 (SOT1115)

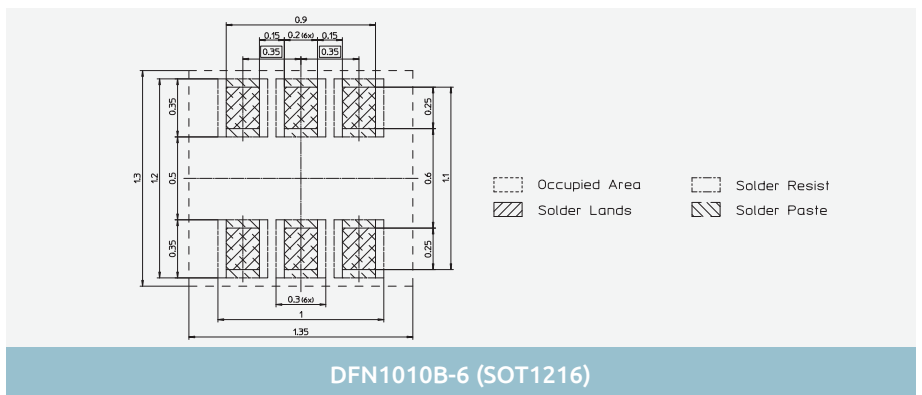
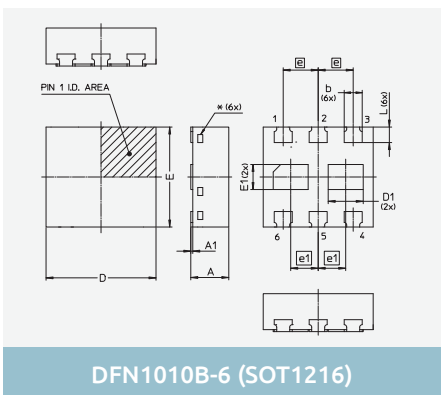
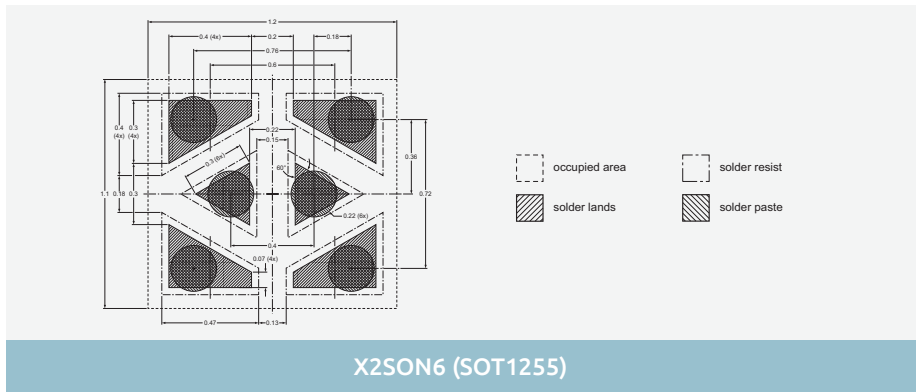
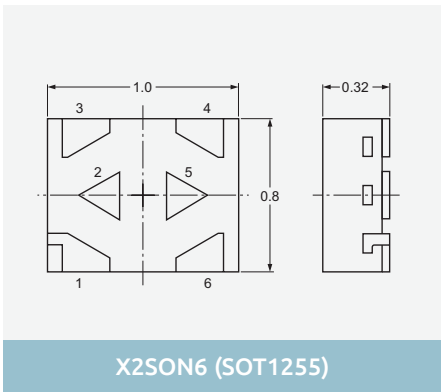
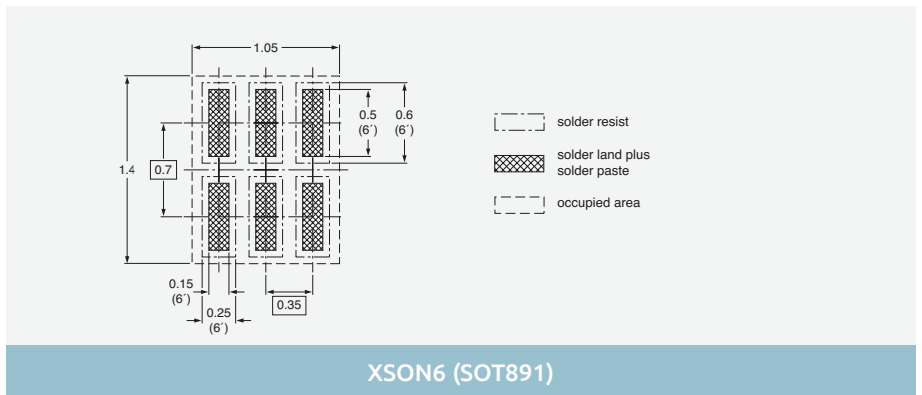
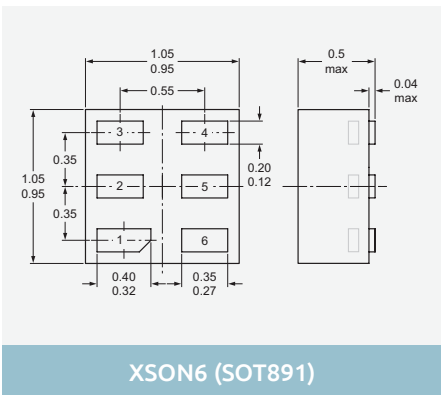
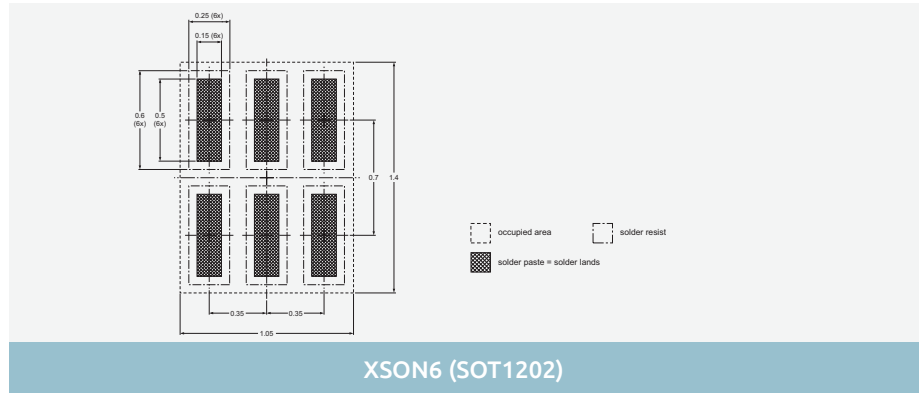
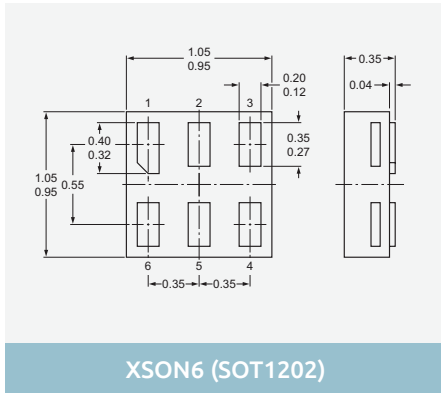


XSON6 (SOT1115)

Dimensions in mm

Images are for reference only, for detailed drawings please visit nexperia.com/packages

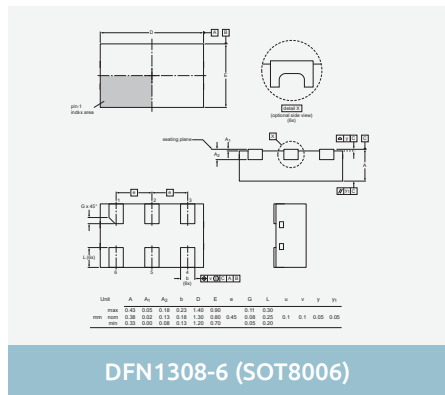
6-pin SMD packages



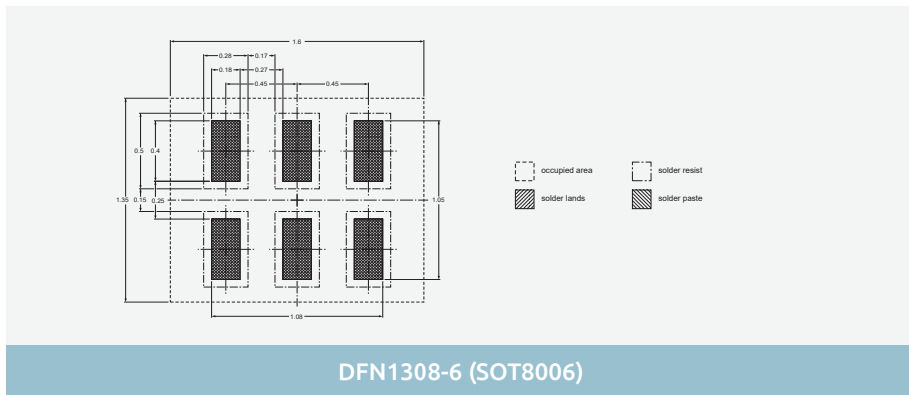
Dimensions in mm

Images are for reference only, for detailed drawings please visit nexperia.com/packages

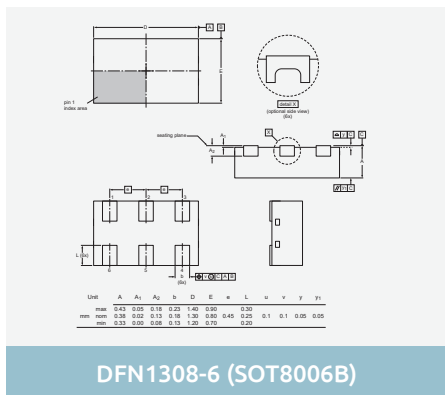
6-pin SMD packages



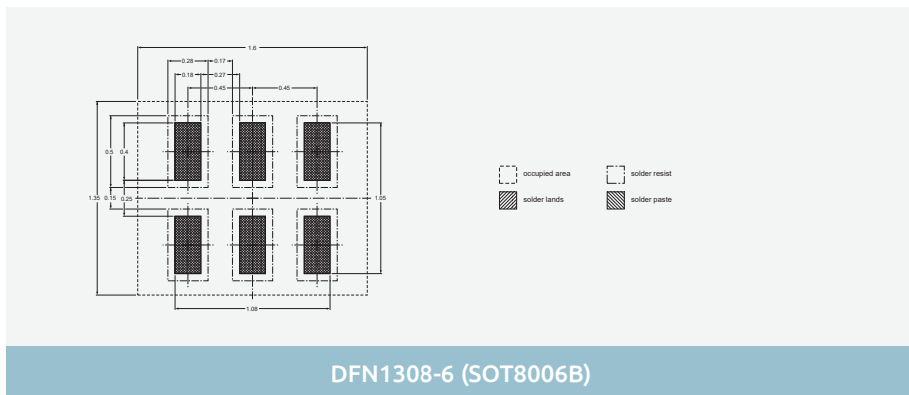
DFN1308-6 (SOT8006)



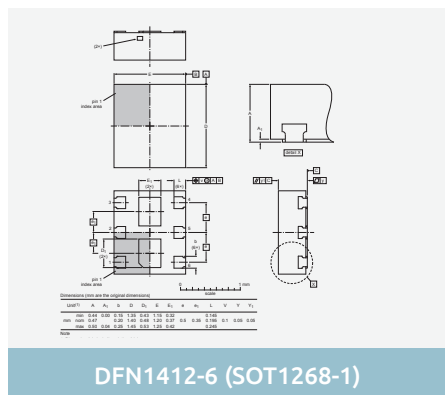
DFN1308-6 (SOT8006)



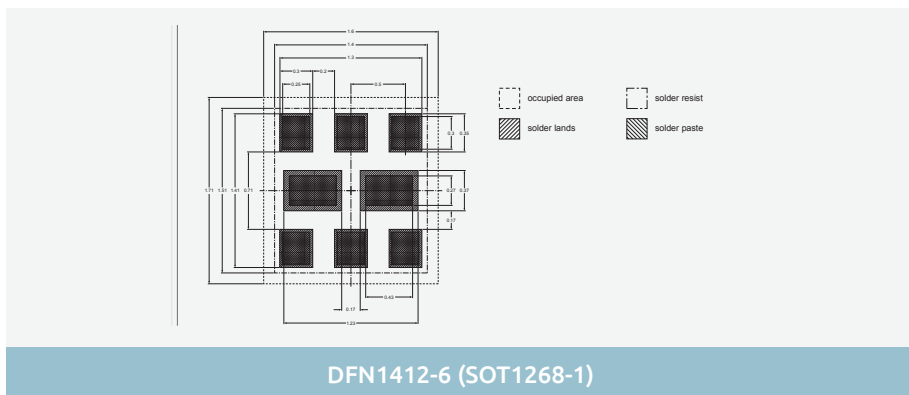
DFN1308-6 (SOT8006B)



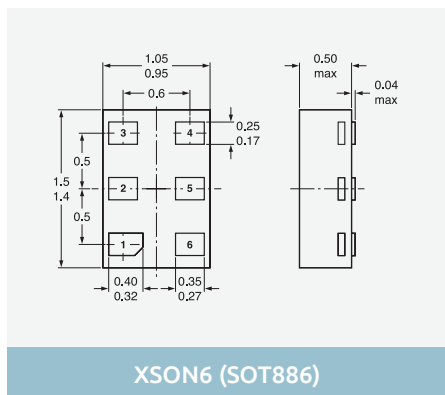
DFN1308-6 (SOT8006B)



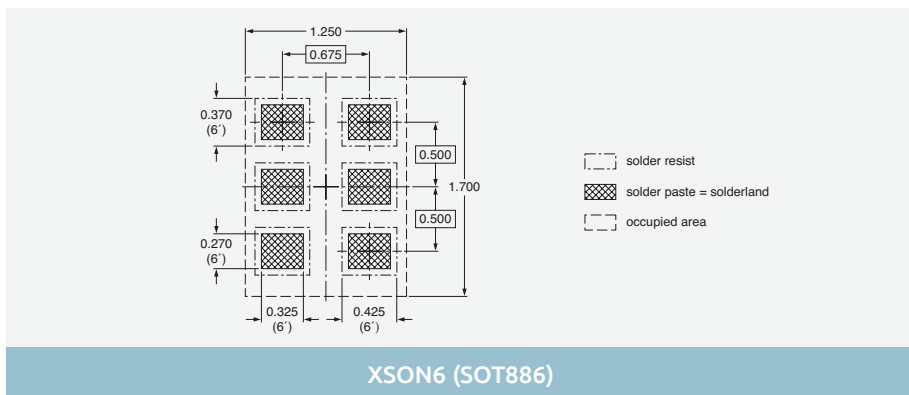
DFN1412-6 (SOT1268-1)



DFN1412-6 (SOT1268-1)



XSON6 (SOT886)

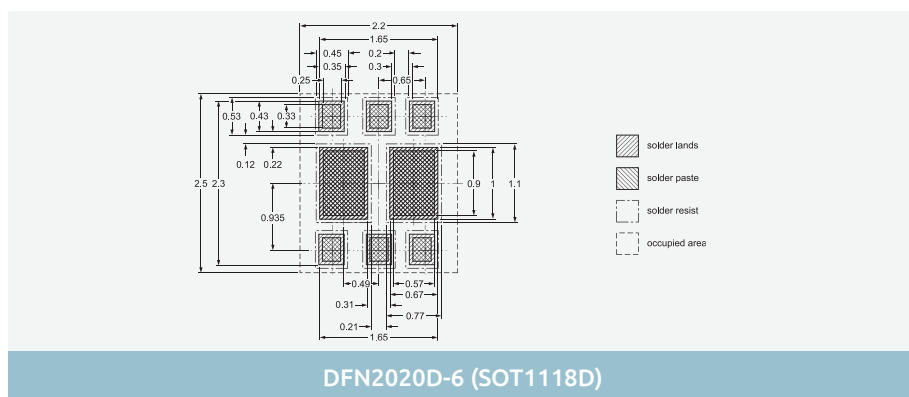
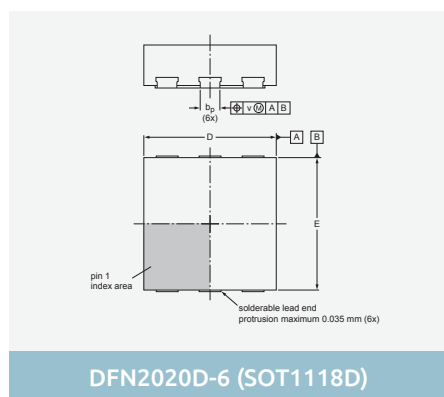
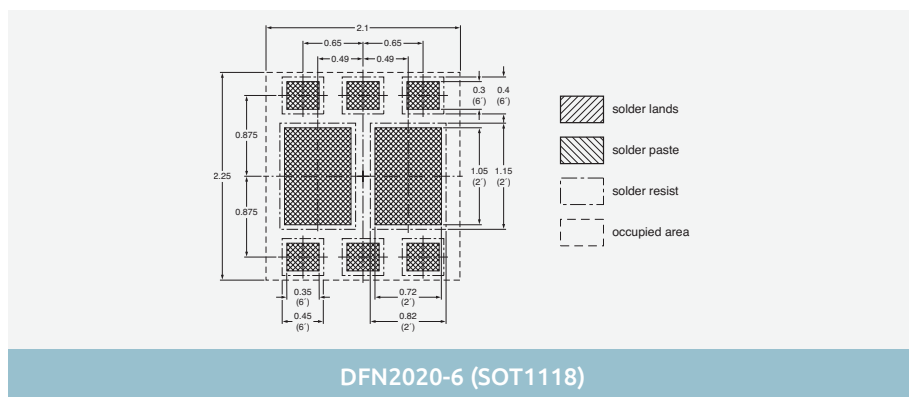
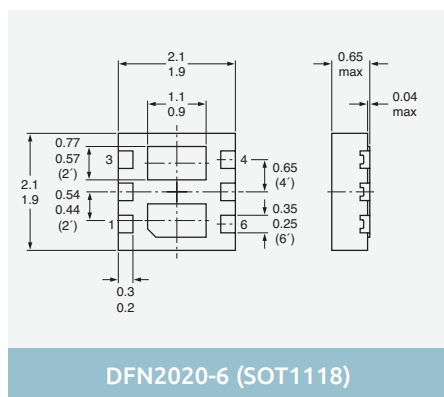
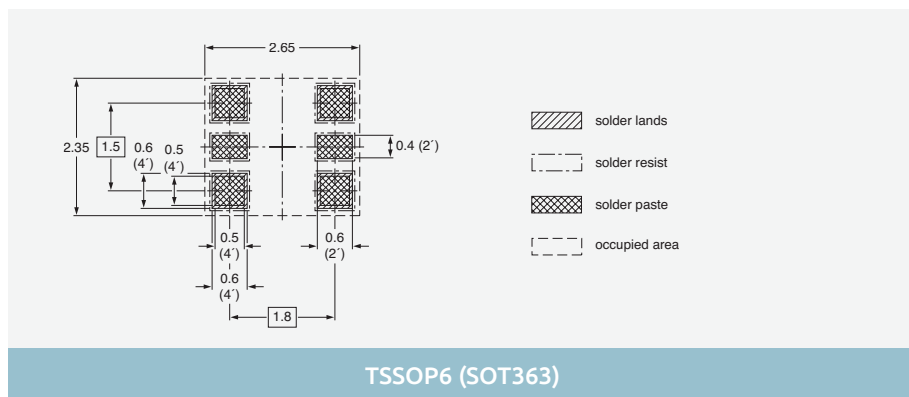
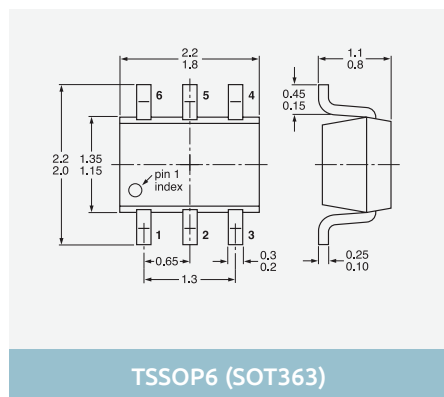
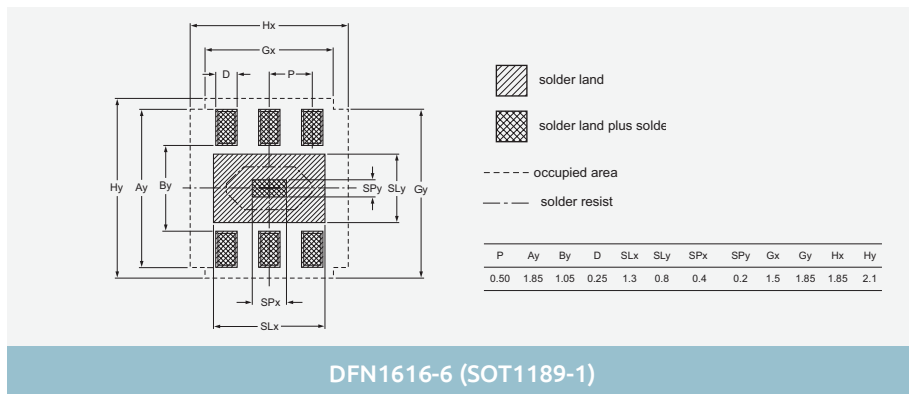
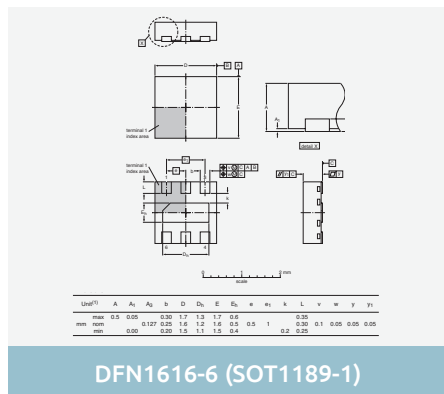


XSON6 (SOT886)

Dimensions in mm

Images are for reference only, for detailed drawings please visit nexperia.com/packages

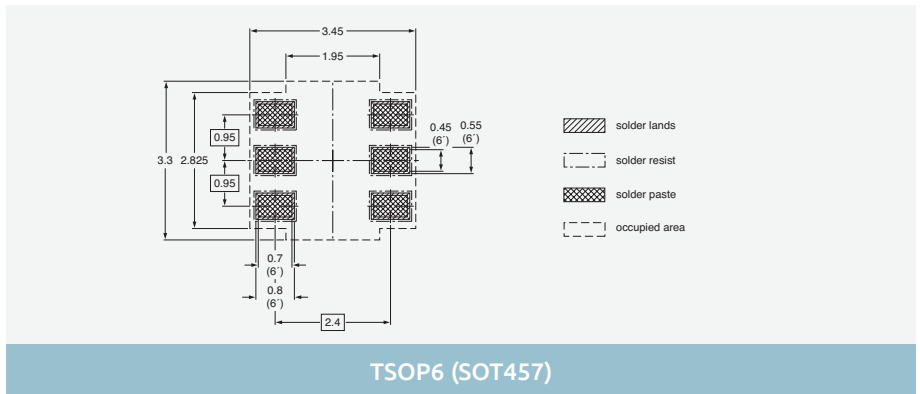
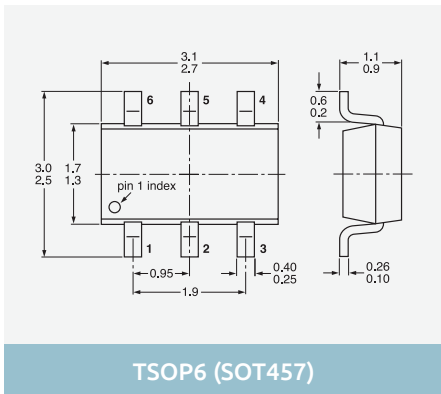
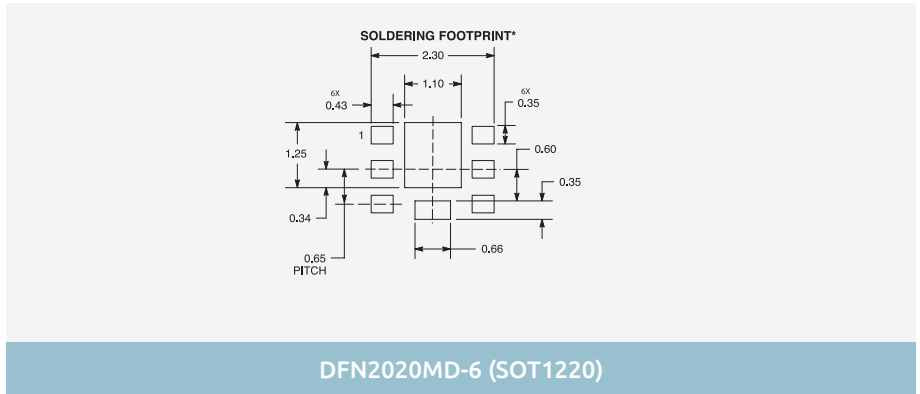
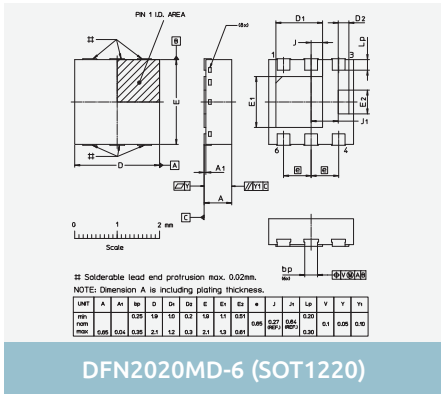
6-pin SMD packages



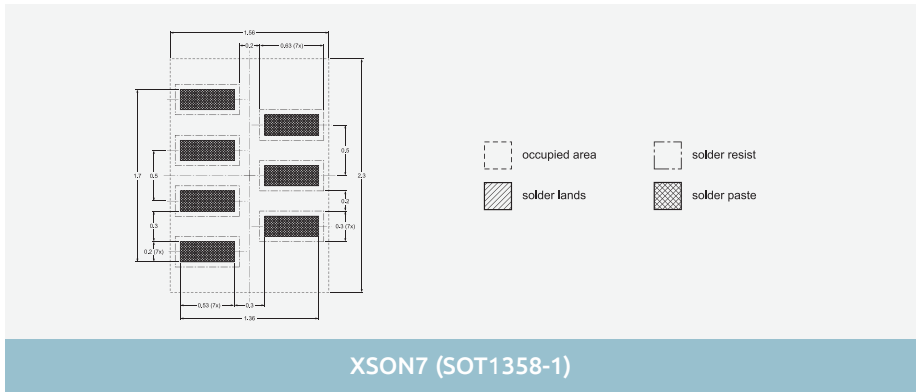
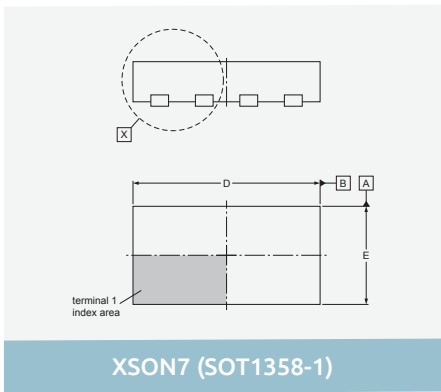
Dimensions in mm

Images are for reference only, for detailed drawings please visit nexperia.com/packages

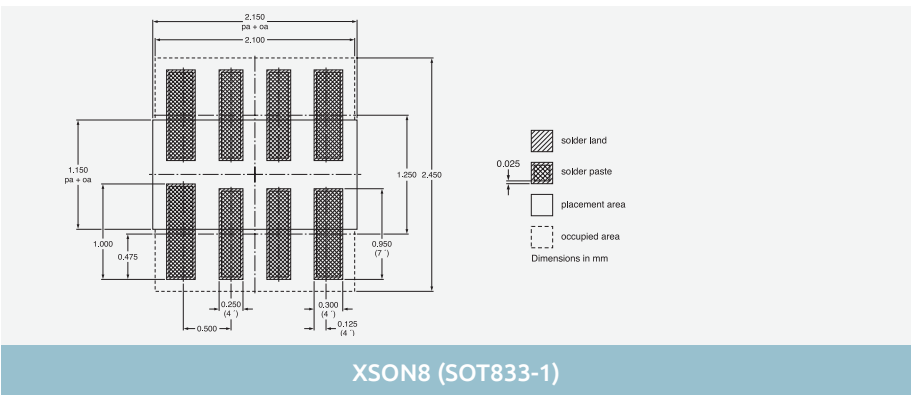
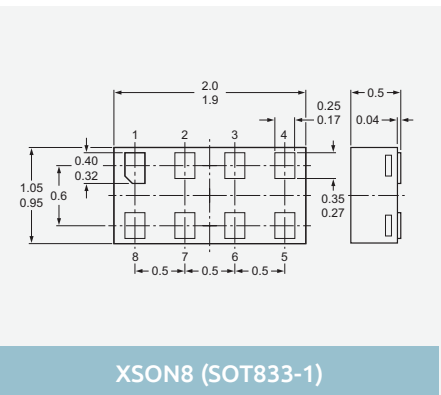
6-pin SMD packages



7-pin SMD packages



8-pin SMD packages

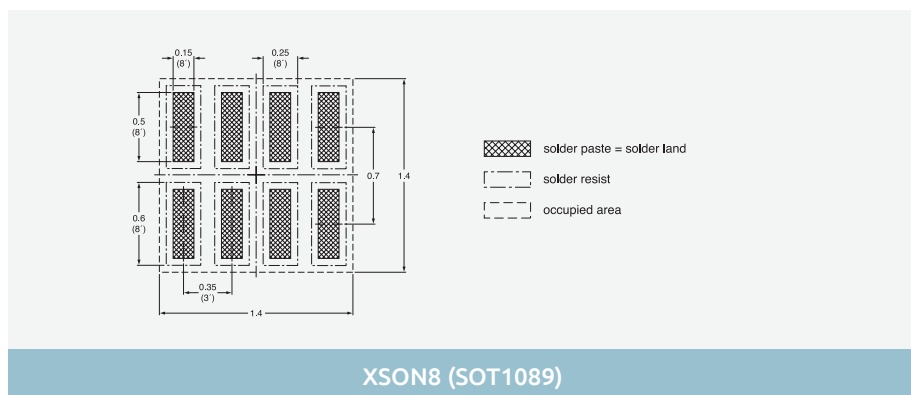
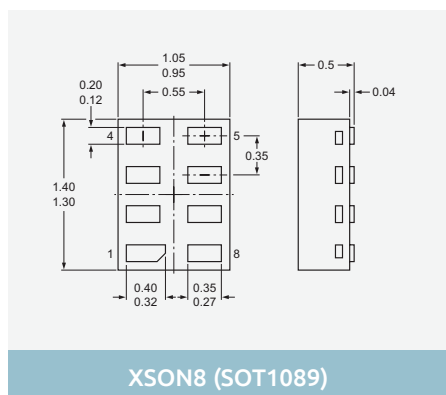
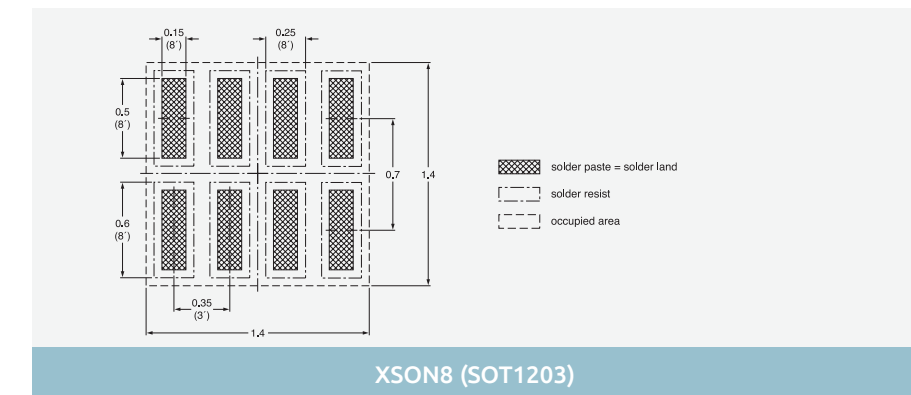
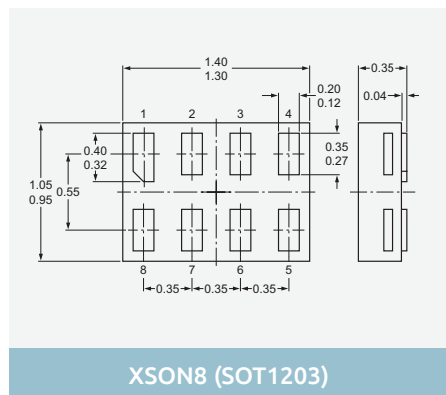
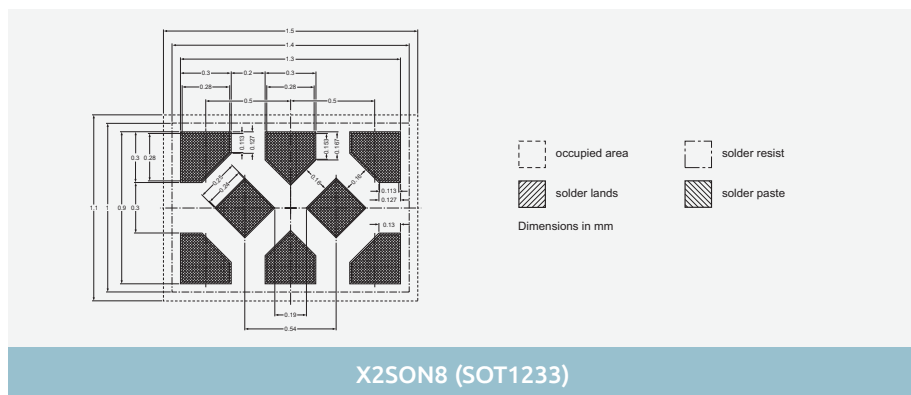
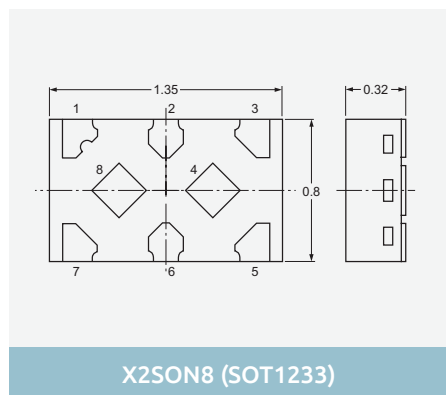
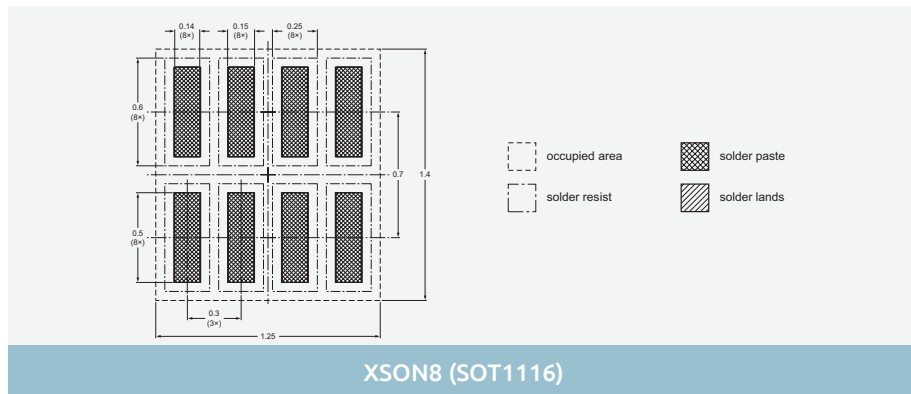
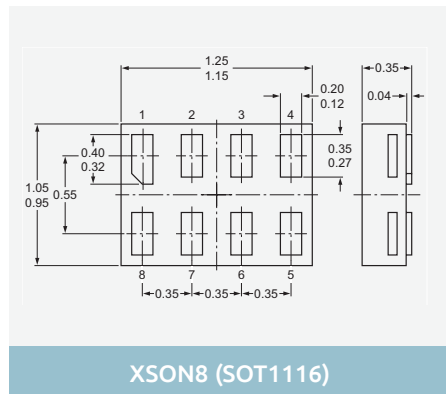


Dimensions in mm

Images are for reference only, for detailed drawings please visit nexperia.com/packages

Minimized outline drawings and reflow soldering footprint

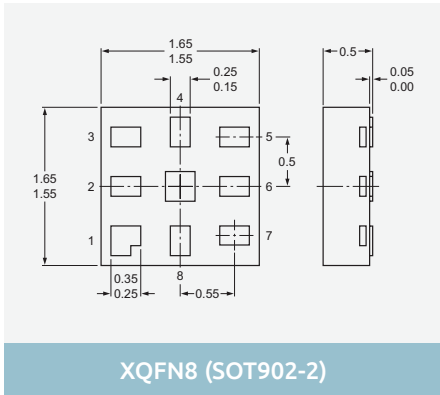
8-pin SMD packages



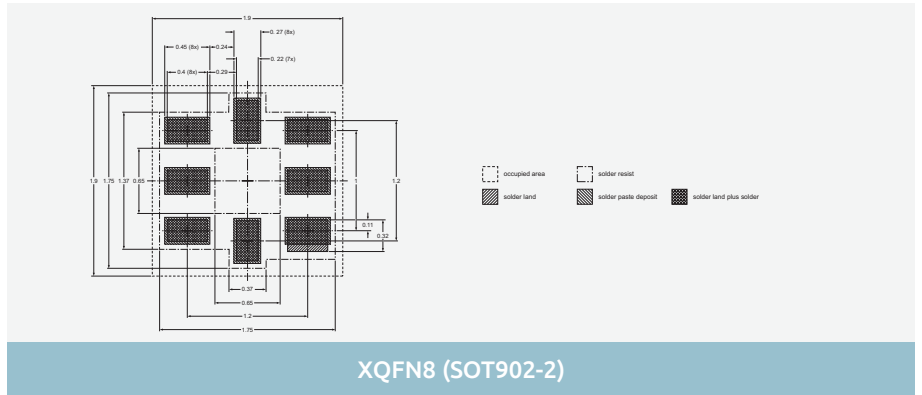
Dimensions in mm

Images are for reference only, for detailed drawings please visit nexperia.com/packages

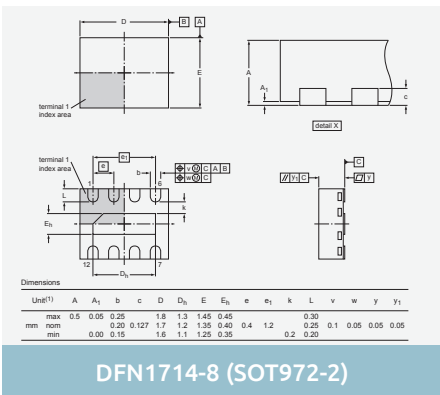
8-pin SMD packages



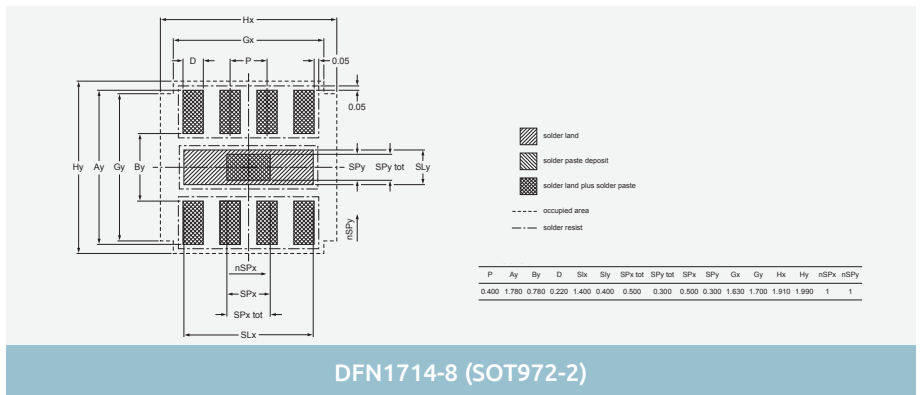
XQFN8 (SOT902-2)



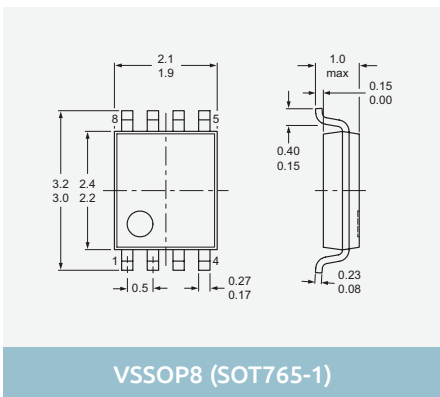
XQFN8 (SOT902-2)



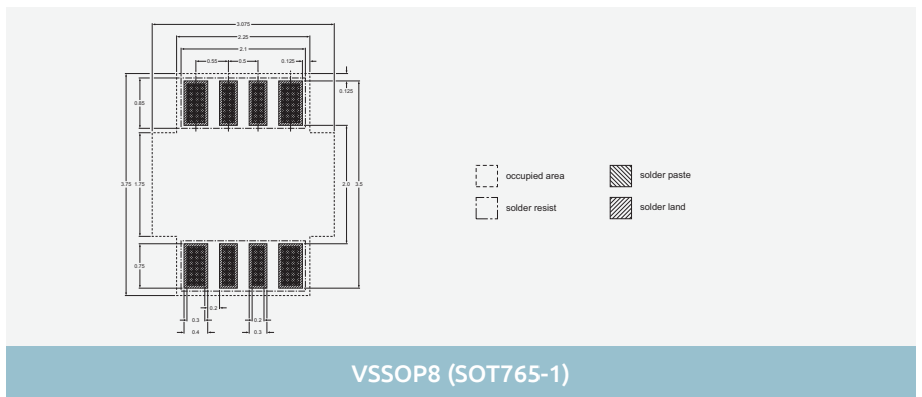
DFN1714-8 (SOT972-2)



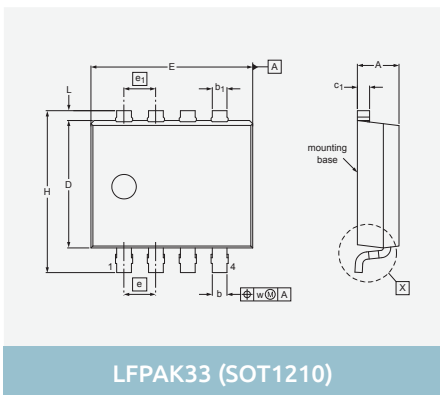
DFN1714-8 (SOT972-2)



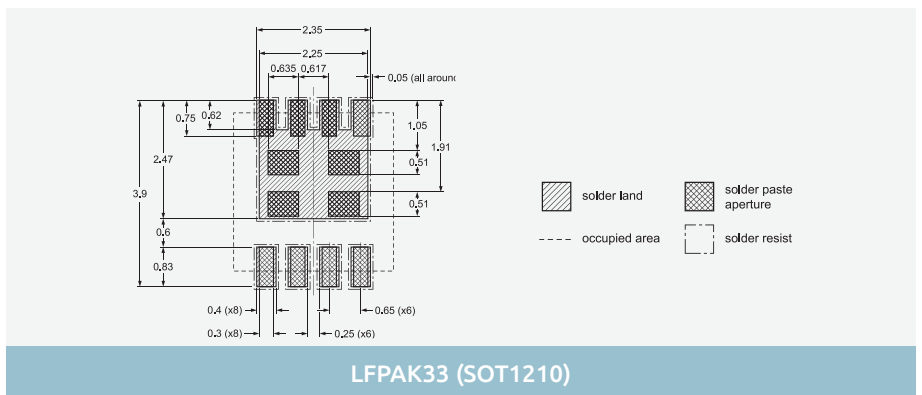
VSSOP8 (SOT765-1)



VSSOP8 (SOT765-1)



LPAK33 (SOT1210)

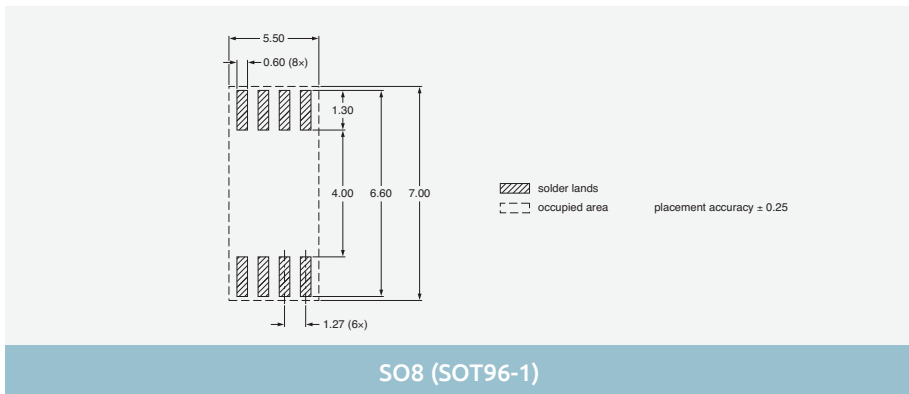
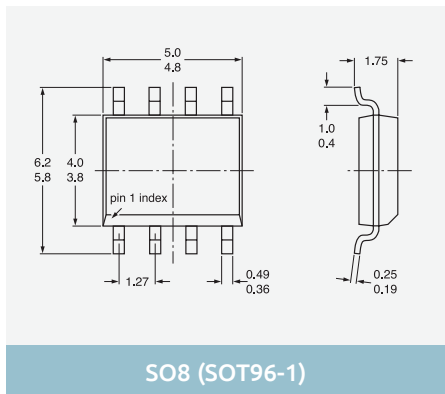


LPAK33 (SOT1210)

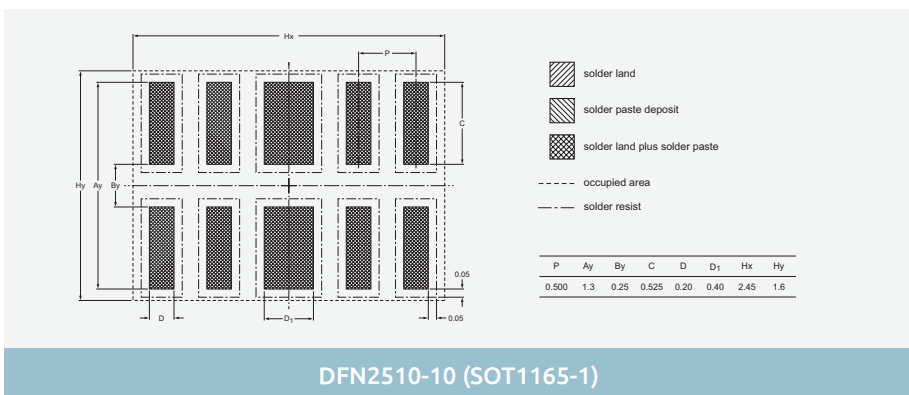
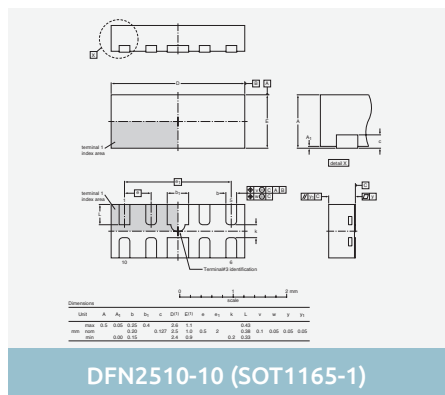
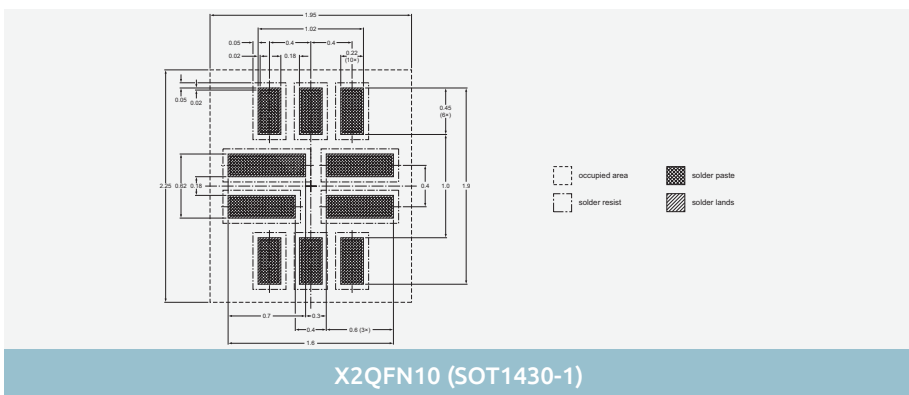
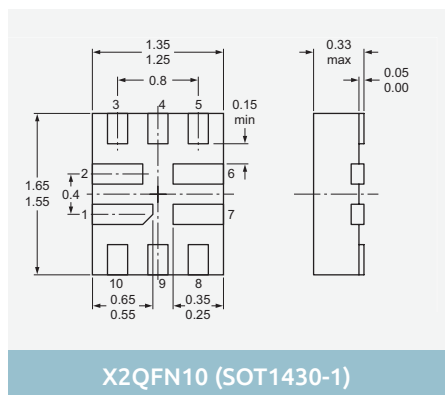
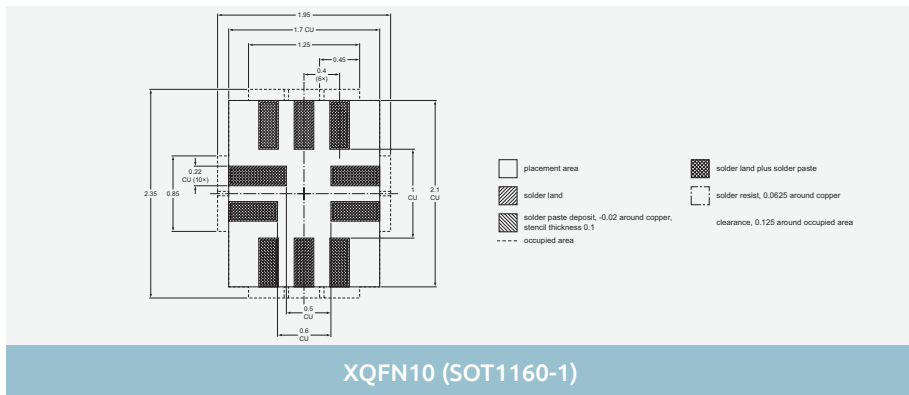
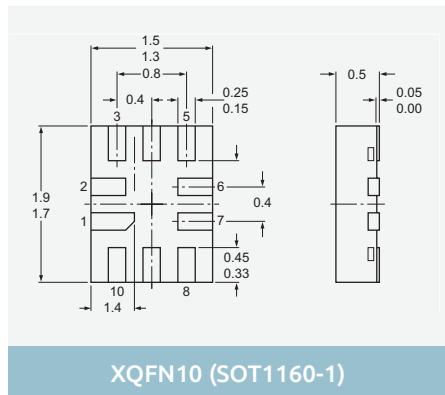
Dimensions in mm

Images are for reference only, for detailed drawings please visit nexperia.com/packages

8-pin SMD packages



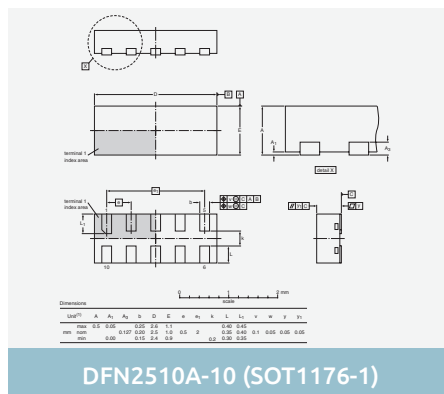
10-pin SMD packages



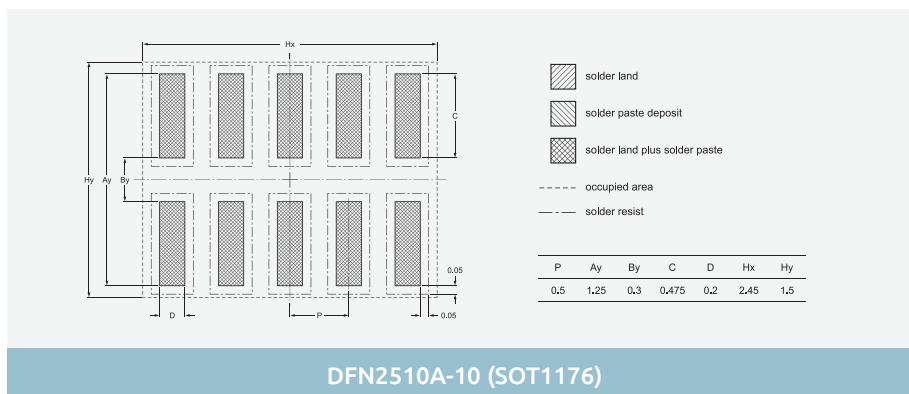
Dimensions in mm

Images are for reference only, for detailed drawings please visit nexperia.com/packages

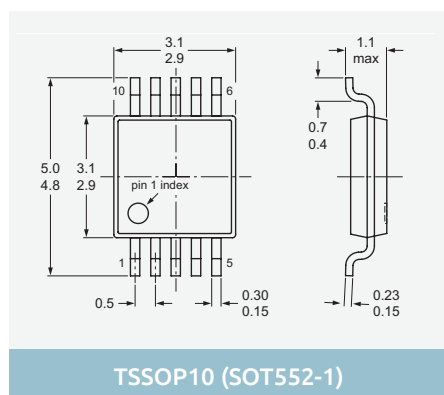
10-pin SMD packages



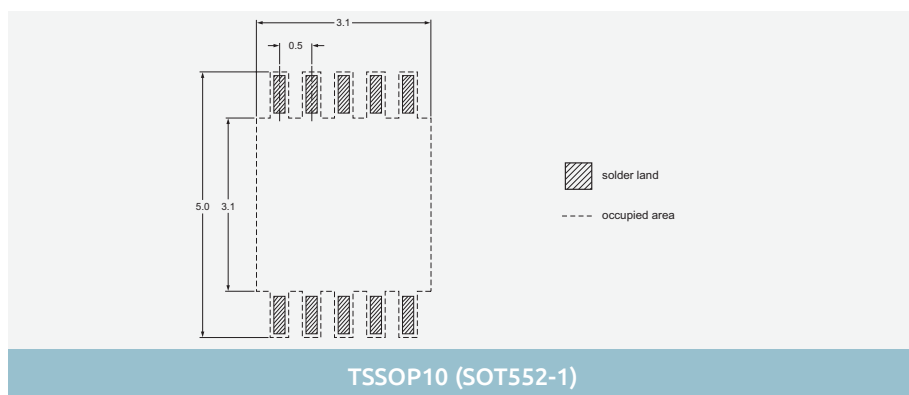
DFN2510A-10 (SOT1176-1)



DFN2510A-10 (SOT1176)

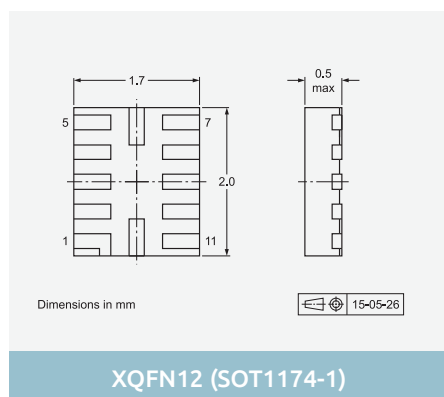


TSSOP10 (SOT552-1)

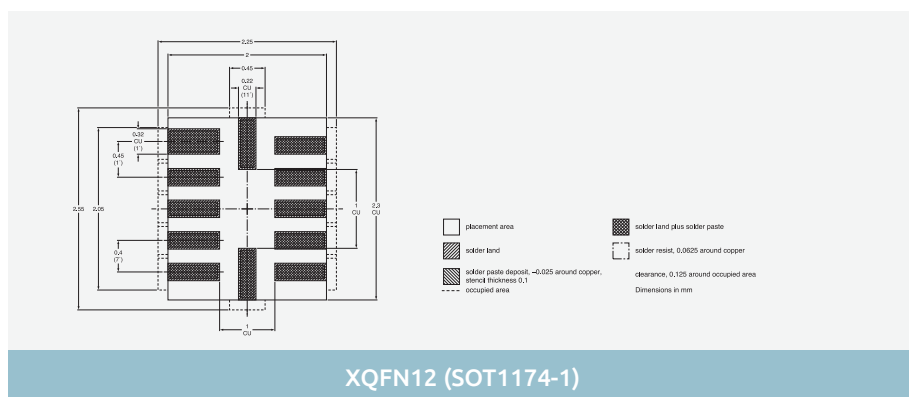


TSSOP10 (SOT552-1)

12-pin SMD packages

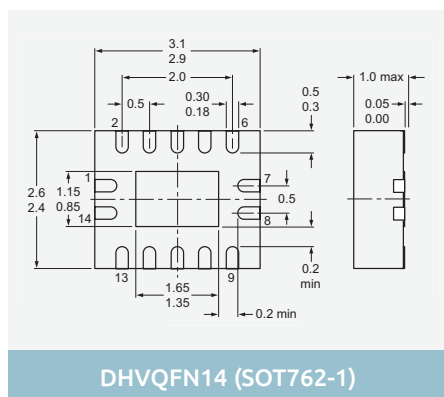


XQFN12 (SOT1174-1)

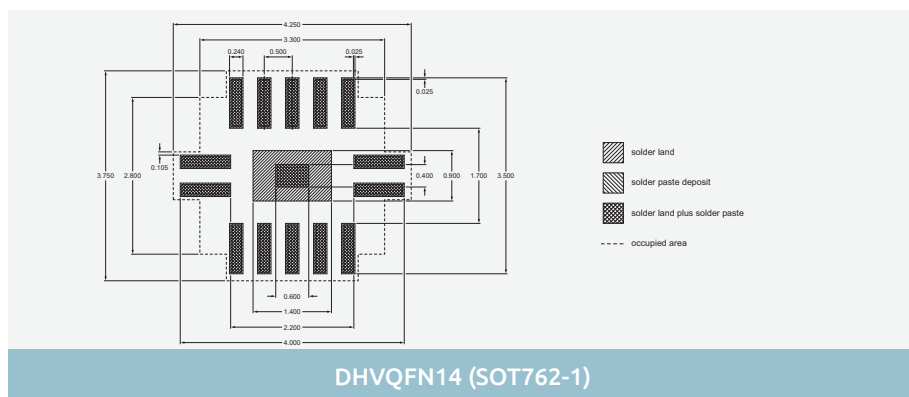


XQFN12 (SOT1174-1)

14-pin SMD packages



DHVQFN14 (SOT762-1)

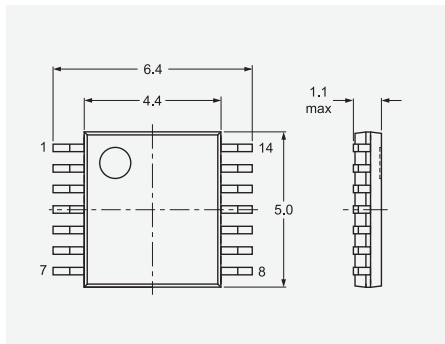


DHVQFN14 (SOT762-1)

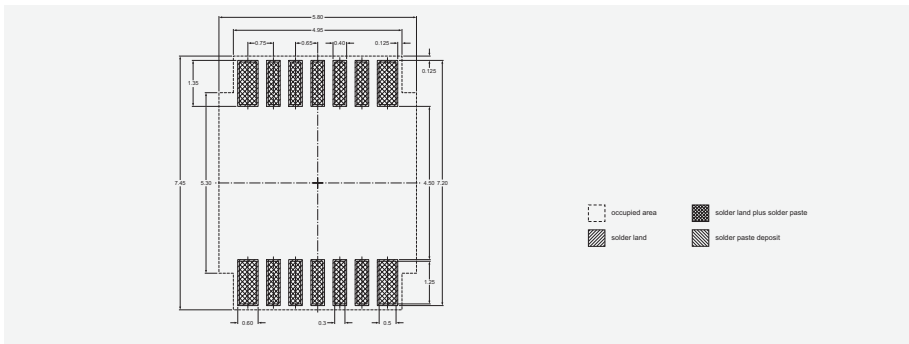
Dimensions in mm

Images are for reference only, for detailed drawings please visit nexperia.com/packages

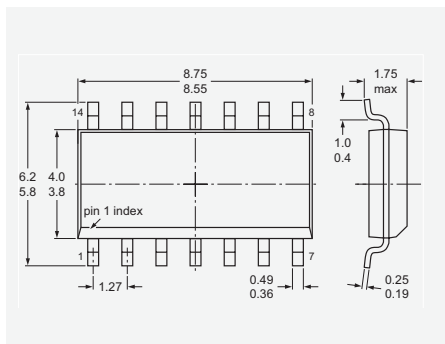
14-pin SMD packages



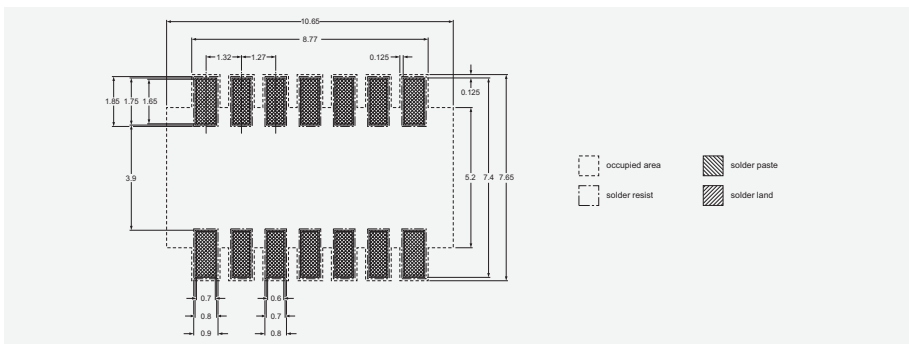
TSSOP14 (SOT402-1)



TSSOP14 (SOT402-1)

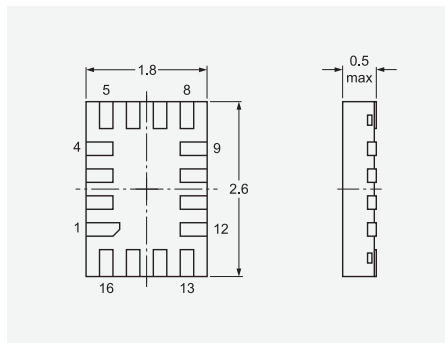


SO14 (SOT108-1)

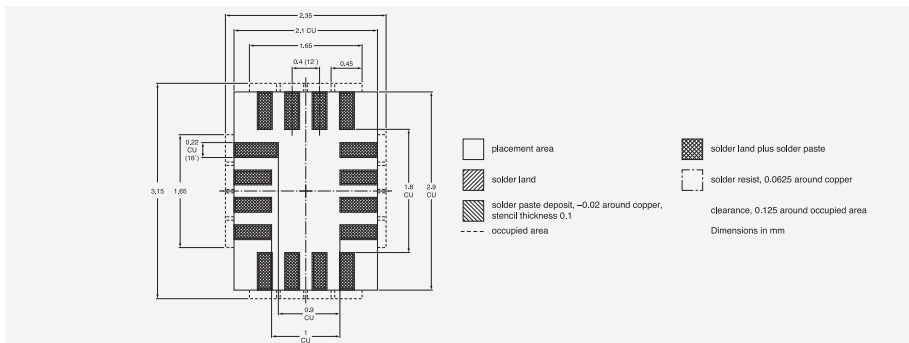


SO14 (SOT108-1)

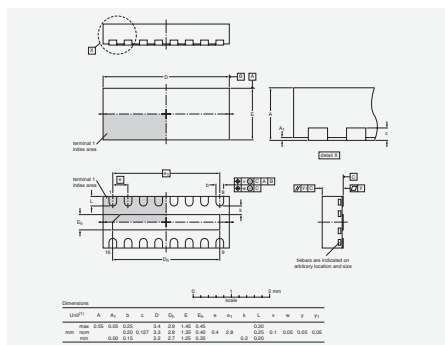
16-pin SMD packages



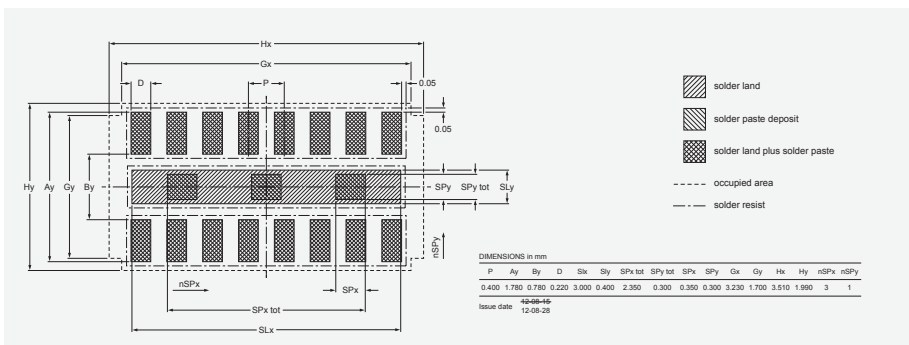
XQFN16 (SOT1161-1)



XQFN16 (SOT1161-1)



DFN3314-16 (SOT974-2)

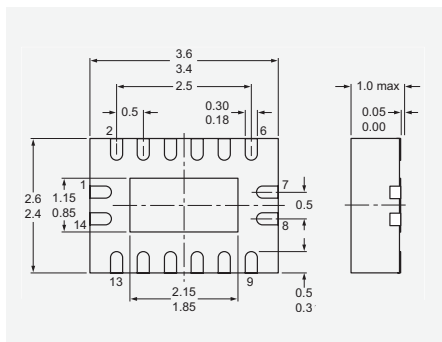


DFN3314-16 (SOT974-2)

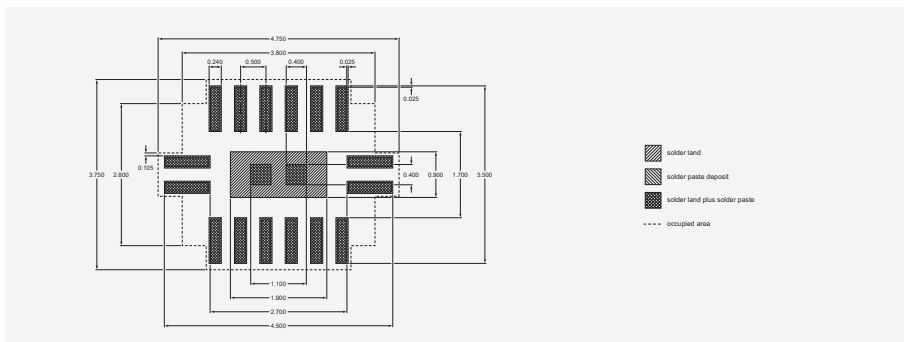
Dimensions in mm

Images are for reference only, for detailed drawings please visit nexperia.com/packages

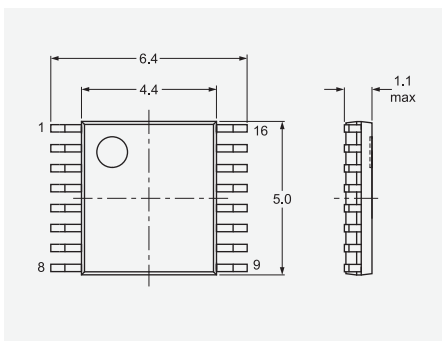
16-pin SMD packages



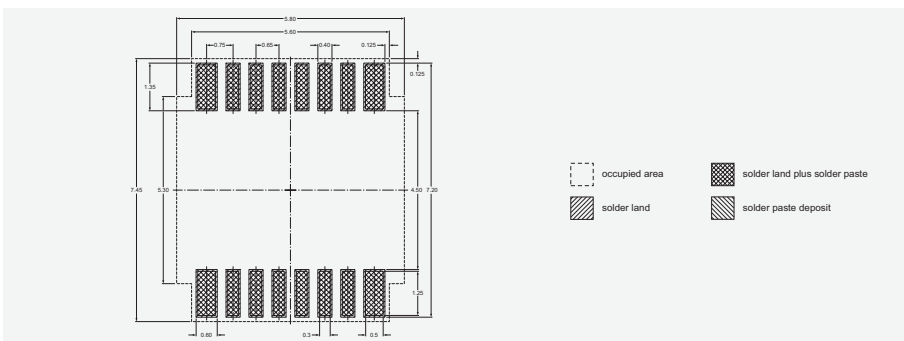
DHVQFN16 (SOT763-1)



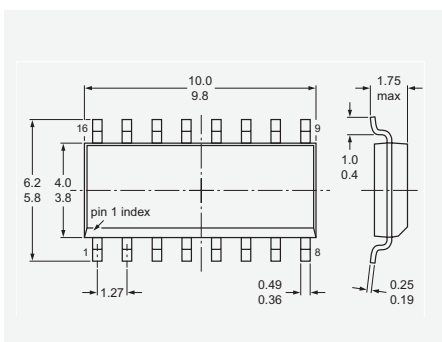
DHVQFN16 (SOT763-1)



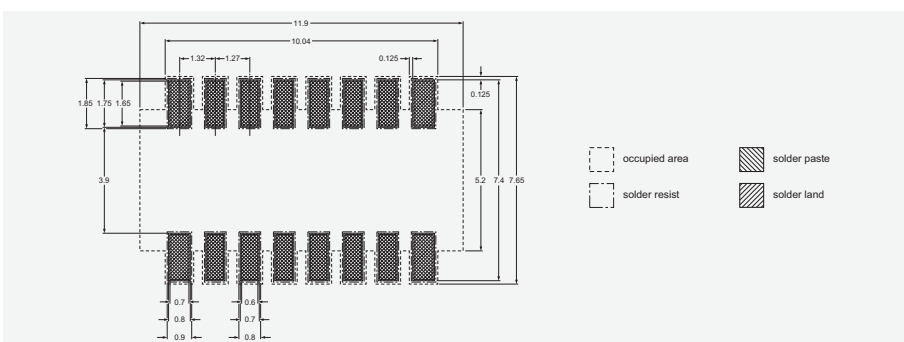
TSSOP16 (SOT403-1)



TSSOP16 (SOT403-1)

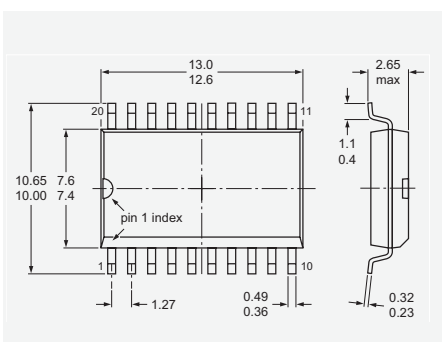


SO16 (SOT109-1)

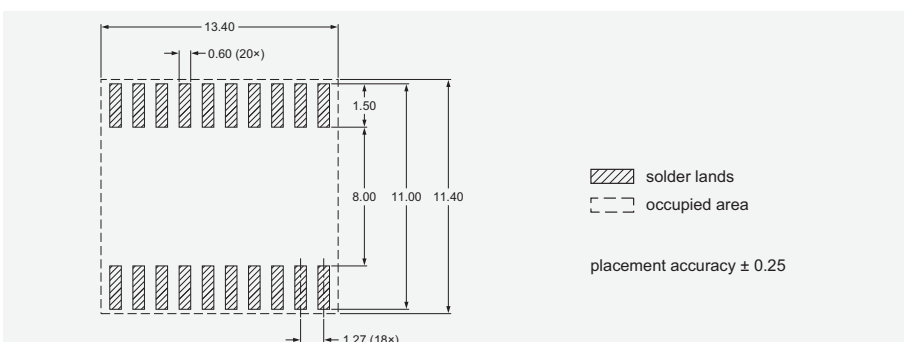


SO16 (SOT109-1)

20-pin SMD packages



SO20 (SOT163-1)

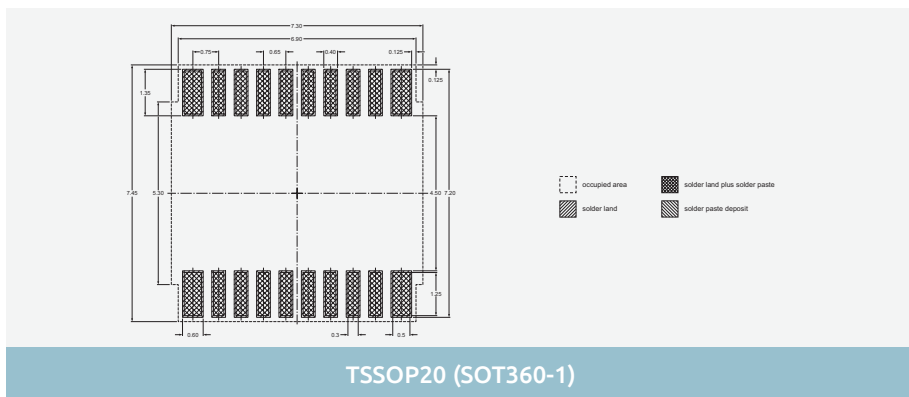
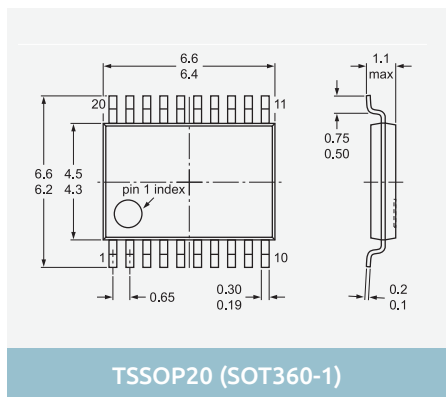
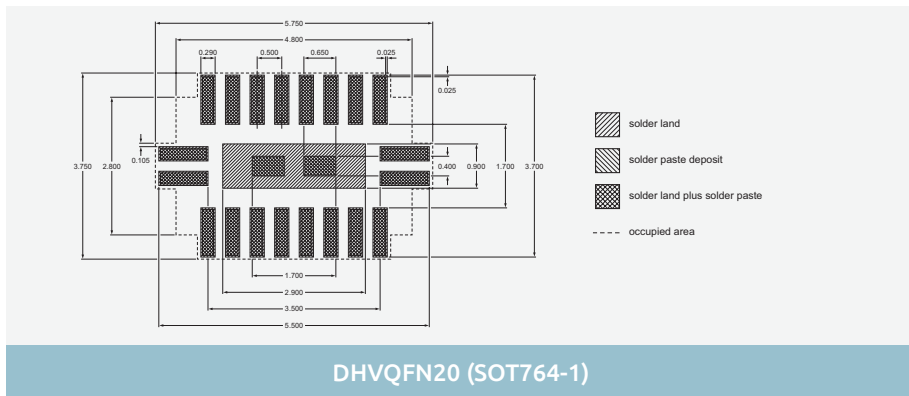
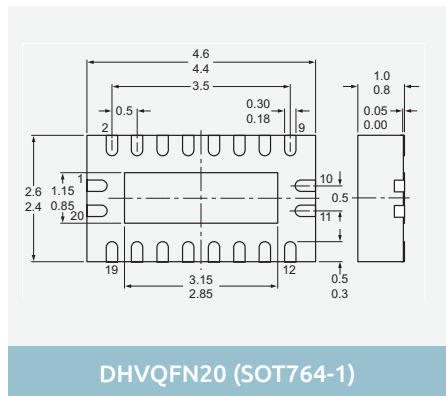


SO20 (SOT163-1)

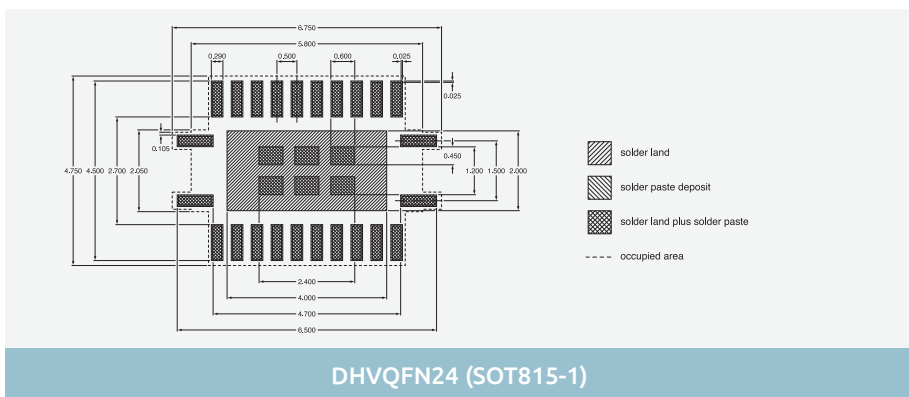
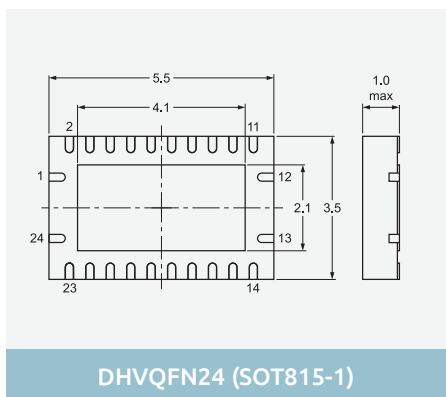
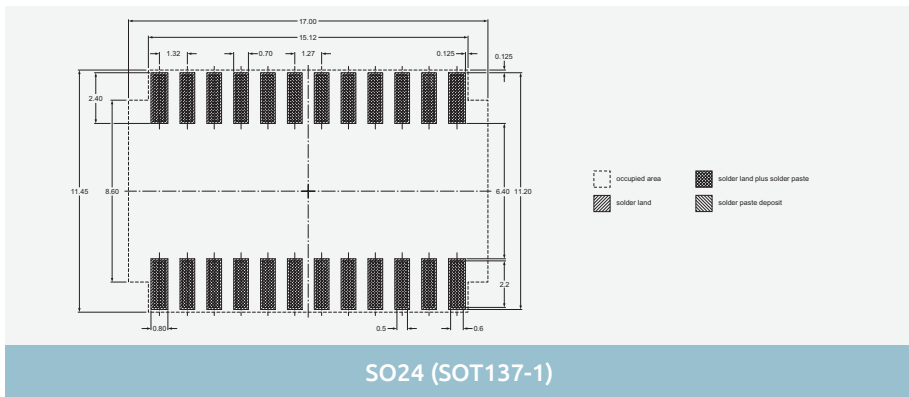
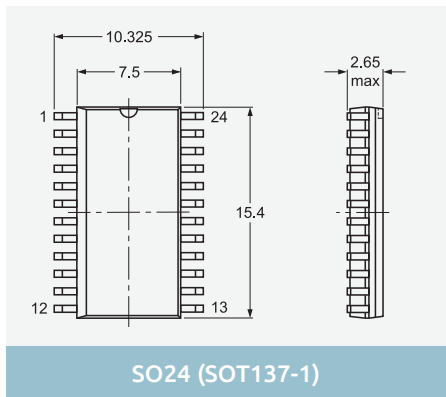
Dimensions in mm

Images are for reference only, for detailed drawings please visit nexperia.com/packages

20-pin SMD packages



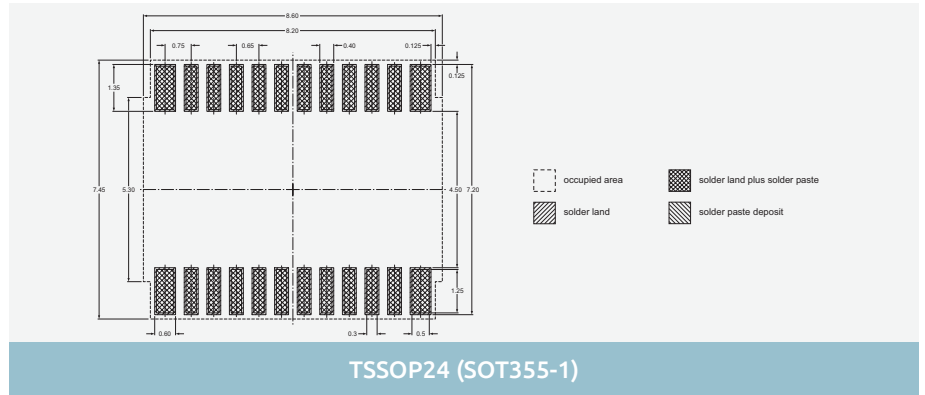
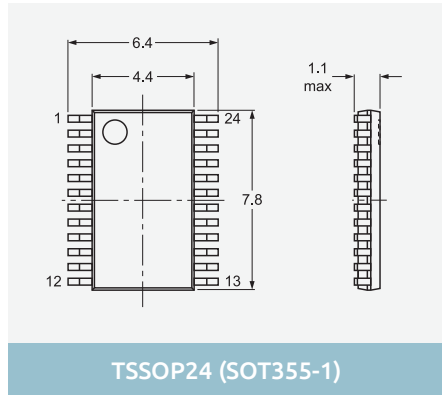
24-pin SMD packages



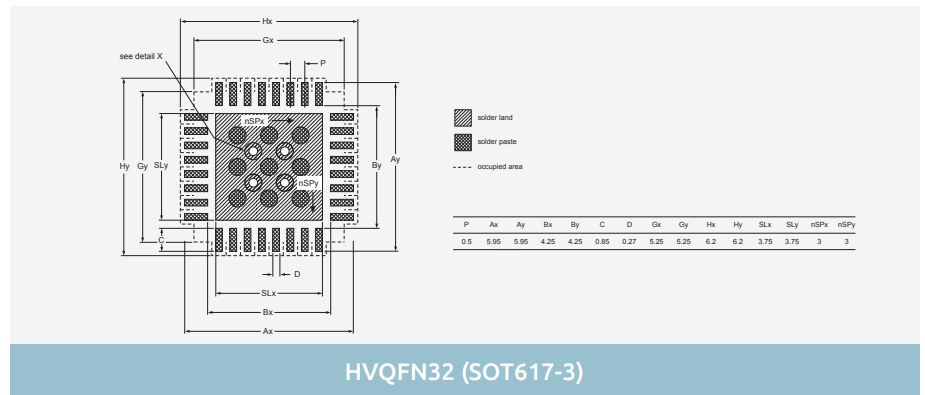
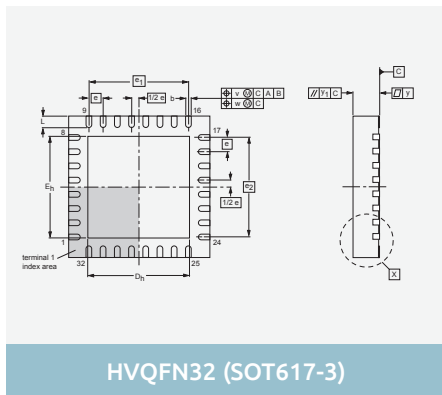
Dimensions in mm

Images are for reference only, for detailed drawings please visit nexperia.com/packages

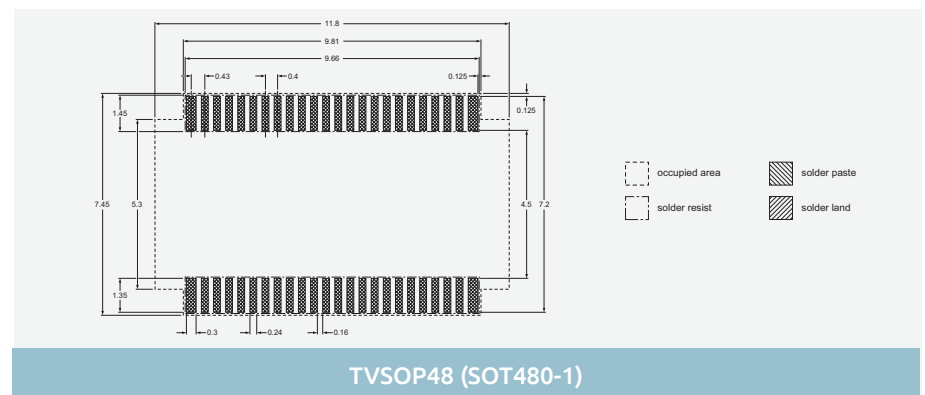
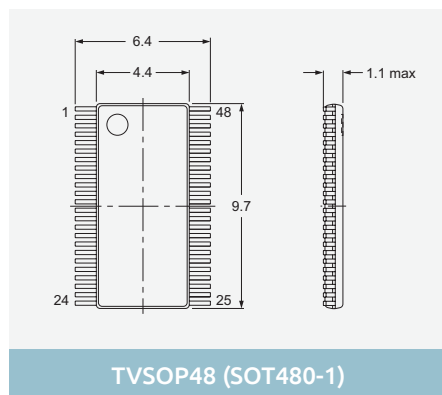
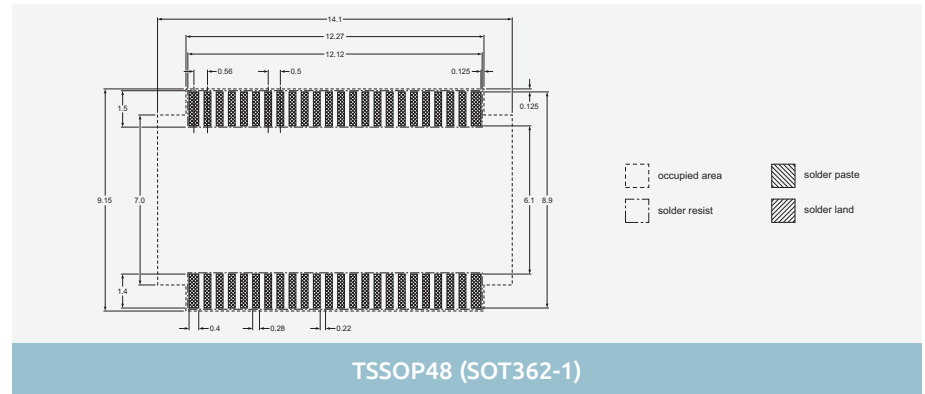
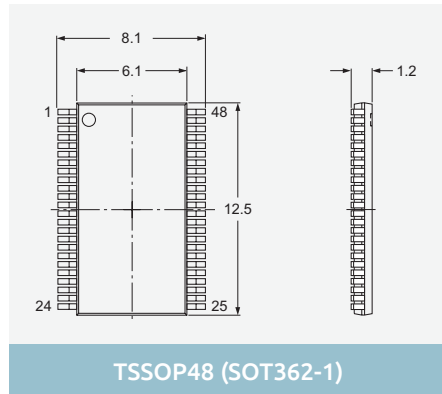
24-pin SMD packages



32-pin SMD packages



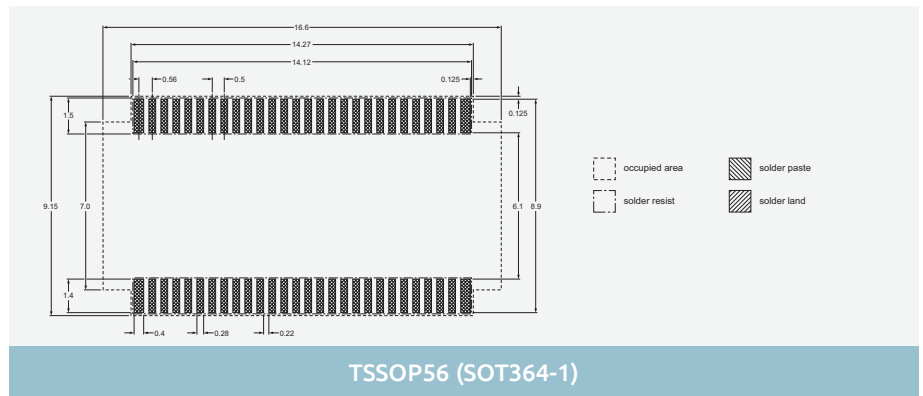
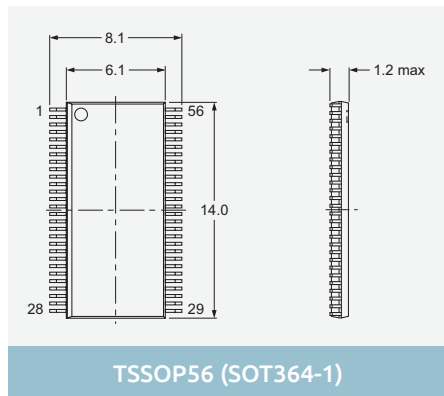
48-pin SMD packages



Dimensions in mm

Images are for reference only, for detailed drawings please visit nexperia.com/packages

56-pin SMD packages



Index

| Type number | Page Number | Type number | Page Number | Type number | Page Number | Type number | Page Number | Type number | Page Number |
|----------------|-------------|-----------------|-------------|--------------------|-------------|------------------|-------------|------------------|-------------|
| 1N47xxA series | 44 | 2PD602ASL | 18 | 74AHC1G17-Q100 | 128 | 74AHC573 | 154 | 74AHCT1G66 | 148 |
| 1PS10SB82 | 53 | 74ABT00 | 162 | 74AHC1G32 | 165 | 74AHC573-Q100 | 121 | 74AHCT1G66-Q100 | 127 |
| 1PS300 | 46 | 74ABT04 | 135 | 74AHC1G32-Q100 | 131 | 74AHC574 | 156 | 74AHCT1G79 | 156 |
| 1PS301 | 46 | 74ABT08 | 160 | 74AHC1G4208 | 15,158 | 74AHC594 | 152 | 74AHCT1G79-Q100 | 130 |
| 1PS302 | 46 | 74ABT125 | 135 | 74AHC1G4208GW-Q100 | 14,127 | 74AHC594-Q100 | 124 | 74AHCT1G86 | 162 |
| 1PS705B20 | 57 | 74ABT126 | 135 | 74AHC1G4210 | 158 | 74AHC595 | 152 | 74AHCT1G86-Q100 | 131 |
| 1PS705B82 | 53 | 74ABT162244 | 135 | 74AHC1G4210GW-Q100 | 14,127 | 74AHC595-Q100 | 124 | 74AHCT240 | 135 |
| 1PS705B84 | 53 | 74ABT162245A | 145 | 74AHC1G4212 | 158 | 74AHC74 | 156 | 74AHCT240-Q100 | 113 |
| 1PS705B85 | 53 | 74ABT16240A | 135 | 74AHC1G4212GW-Q100 | 14,127 | 74AHC74-Q100 | 117 | 74AHCT244 | 135 |
| 1PS705B86 | 53 | 74ABT16244A | 135 | 74AHC1G4214 | 158 | 74AHC86 | 162 | 74AHCT244-Q100 | 113 |
| 1PS745B23 | 58 | 74ABT16245B | 145 | 74AHC1G4214GW-Q100 | 14,127 | 74AHC86-Q100 | 119 | 74AHCT244A | 135 |
| 1PS765B17 | 53 | 74ABT20 | 162 | 74AHC1G4215 | 15,158 | 74AHC9541A | 135 | 74AHCT245 | 145 |
| 1PS795B17 | 53 | 74ABT244 | 135 | 74AHC1G4215GW-Q100 | 14,127 | 74AHCT00 | 162 | 74AHCT245-Q100 | 126 |
| 1PS885B82 | 53 | 74ABT245 | 145 | 74AHC1G66 | 148 | 74AHCT00-Q100 | 119 | 74AHCT245A | 145 |
| 2N7002BK | 89 | 74ABT32 | 165 | 74AHC1G66-Q100 | 127 | 74AHCT02 | 164 | 74AHCT257 | 152 |
| 2N7002BKMB | 89 | 74ABTH162245A | 145 | 74AHC1G79 | 156 | 74AHCT02-Q100 | 119 | 74AHCT257-Q100 | 117 |
| 2N7002BKMS | 89 | 74AHC00 | 162 | 74AHC1G79-Q100 | 130 | 74AHC74 | 156 | 74AHCT273 | 156 |
| 2N7002BKW | 89 | 74AHC00-Q100 | 119 | 74AHC1G86 | 162 | 74AHC74-Q100 | 117 | 74AHCT273-Q100 | 117 |
| 2N7002CK | 89 | 74AHC02 | 164 | 74AHC1G86-Q100 | 131 | 74AHC86 | 162 | 74AHCT2G00 | 163 |
| 2N700BKM | 98 | 74AHC02-Q100 | 119 | 74AHC1GU04 | 135 | 74AHC86-Q100 | 119 | 74AHCT2G00-Q100 | 131 |
| 2PA1576Q | 18 | 74AHC04 | 135 | 74AHC1GU04-Q100 | 128 | 74AHC9541A | 135 | 74AHCT2G08 | 160 |
| 2PA1576R | 18 | 74AHC04-Q100 | 113 | 74AHC240-Q100 | 113 | 74AHCT00 | 162 | 74AHCT2G08-Q100 | 131 |
| 2PA1576S | 18 | 74AHC08 | 160 | 74AHC244 | 135 | 74AHCT00-Q100 | 119 | 74AHCT2G125 | 135 |
| 2PA1774QM | 18 | 74AHC08-Q100 | 119 | 74AHC244-Q100 | 113 | 74AHCT02 | 164 | 74AHCT2G125-Q100 | 128 |
| 2PA1774QMB | 18 | 74AHC123A | 159 | 74AHC244DGW-Q100 | 14,113 | 74AHCT02-Q100 | 119 | 74AHCT2G126 | 136 |
| 2PA1774RMB | 18 | 74AHC123A-Q100 | 122 | 74AHC245 | 145 | 74AHCT04 | 135 | 74AHCT2G126-Q100 | 128 |
| 2PA1774SM | 18 | 74AHC125 | 135 | 74AHC245-Q100 | 126 | 74AHCT04-Q100 | 113 | 74AHCT2G241 | 136 |
| 2PA1774SMB | 18 | 74AHC125-Q100 | 113 | 74AHC257 | 152 | 74AHCT04A | 135 | 74AHCT2G241-Q100 | 128 |
| 2PB1219AQ | 19 | 74AHC126 | 135 | 74AHC257-Q100 | 117 | 74AHCT07A | 135 | 74AHCT2G32 | 165 |
| 2PB1219AR | 19 | 74AHC132 | 142,162 | 74AHC273 | 156 | 74AHCT08 | 160 | 74AHCT2G32-Q100 | 131 |
| 2PB1219AS | 19 | 74AHC132-Q100 | 123 | 74AHC273-Q100 | 117 | 74AHCT08-Q100 | 119 | 74AHCT30 | 163 |
| 2PB709ARL | 18 | 74AHC138 | 151 | 74AHC2G00 | 162 | 74AHCT123A | 159 | 74AHCT30-Q100 | 119 |
| 2PB709ART | 18 | 74AHC138-Q100 | 116 | 74AHC2G00-Q100 | 131 | 74AHCT123A-Q100 | 122 | 74AHCT32 | 165 |
| 2PB709ARW | 18 | 74AHC139 | 151 | 74AHC2G08 | 162 | 74AHCT125 | 135 | 74AHCT32-Q100 | 119 |
| 2PB709ASL | 18 | 74AHC139-Q100 | 116 | 74AHC2G08-Q100 | 131 | 74AHCT125-Q100 | 113 | 74AHCT374 | 156 |
| 2PB709ASW | 18 | 74AHC14 | 135,142 | 74AHC2G125 | 135 | 74AHCT126 | 135 | 74AHCT374-Q100 | 117 |
| 2PB709BRL | 18 | 74AHC14-Q100 | 123 | 74AHC2G125-Q100 | 128 | 74AHCT126-Q100 | 113 | 74AHCT377 | 156 |
| 2PB709BSL | 18 | 74AHC157 | 152 | 74AHC2G126 | 135 | 74AHCT132 | 142,162 | 74AHCT377-Q100 | 117 |
| 2PB710ARL | 19 | 74AHC157-Q100 | 117 | 74AHC2G126-Q100 | 128 | 74AHCT132-Q100 | 123 | 74AHCT3G04 | 136 |
| 2PB710ASL | 19 | 74AHC164 | 152 | 74AHC2G241 | 135 | 74AHCT138 | 151 | 74AHCT3G04-Q100 | 128 |
| 2PC4081Q | 18 | 74AHC164-Q100 | 124 | 74AHC2G241-Q100 | 128 | 74AHCT138-Q100 | 116 | 74AHCT3G14 | 136,142 |
| 2PC4081R | 18 | 74AHC164-Q100 | 124 | 74AHC2G32 | 165 | 74AHCT139 | 151 | 74AHCT3G14-Q100 | 133 |
| 2PC4617QM | 18 | 74AHC1G00 | 162 | 74AHC2G32-Q100 | 131 | 74AHCT139-Q100 | 116 | 74AHCT541 | 136 |
| 2PC4617QMB | 18 | 74AHC1G00-Q100 | 131 | 74AHC30 | 163 | 74AHCT14 | 135,142 | 74AHCT541-Q100 | 113 |
| 2PC4617RM | 18 | 74AHC1G02 | 164 | 74AHC30-Q100 | 119 | 74AHCT14-Q100 | 123 | 74AHCT541A | 136 |
| 2PC4617RMB | 18 | 74AHC1G02-Q100 | 131 | 74AHC32 | 165 | 74AHCT14A | 135 | 74AHCT573 | 154 |
| 2PD1820AR | 18 | 74AHC1G04 | 135 | 74AHC32-Q100 | 119 | 74AHCT157 | 152 | 74AHCT573-Q100 | 121 |
| 2PD1820AS | 18 | 74AHC1G04-Q100 | 128 | 74AHC373 | 154 | 74AHCT157-Q100 | 117 | 74AHCT574 | 156 |
| 2PD601ARL | 18 | 74AHC1G07-Q100 | 128 | 74AHC374 | 156 | 74AHCT164 | 152 | 74AHCT594 | 152 |
| 2PD601ART | 18 | 74AHC1G08 | 160 | 74AHC374-Q100 | 117 | 74AHCT164-Q100 | 124 | 74AHCT594-Q100 | 124 |
| 2PD601ARW | 18 | 74AHC1G08-Q100 | 131 | 74AHC377 | 156 | 74AHCT17A | 135 | 74AHCT595 | 152 |
| 2PD601ASL | 18 | 74AHC1G09 | 160 | 74AHC377-Q100 | 117 | 74AHCT1G00 | 163 | 74AHCT595-Q100 | 124 |
| 2PD601ASW | 18 | 74AHC1G09-Q100 | 131 | 74AHC3G04 | 135 | 74AHCT1G00-Q100 | 131 | 74AHCT74 | 156 |
| 2PD601BRL | 18 | 74AHC1G125 | 135 | 74AHC3G04-Q100 | 128 | 74AHCT1G02 | 164 | 74AHCT74-Q100 | 117 |
| 2PD601BSL | 18 | 74AHC1G125-Q100 | 128 | 74AHC3G14 | 135,142 | 74AHCT1G02-Q100 | 131 | 74AHCT86 | 162 |
| 2PD602AQL | 18 | 74AHC1G126 | 135 | 74AHC3G14-Q100 | 133 | 74AHCT1G04 | 164 | 74AHCT86-Q100 | 119 |
| 2PD602ARL | 18 | 74AHC1G126-Q100 | 128 | 74AHC3G0U4 | 135 | 74AHCT1G04-Q100 | 131 | 74AHCU04 | 136 |
| | | 74AHC1G14 | 135,142 | 74AHC3G0U4-Q100 | 128 | 74AHCT1G08 | 160 | 74AHCU04-Q100 | 113 |
| | | 74AHC1G14-Q100 | 133 | 74AHC541 | 135 | 74AHCT1G08-Q100 | 131 | | |
| | | 74AHC1G17 | 135,142 | 74AHC541-Q100 | 113 | 74AHCT1G125 | 135 | | |
| | | | | | | 74AHCT1G125-Q100 | 128 | | |
| | | | | | | 74AHCT1G126 | 135 | | |
| | | | | | | 74AHCT1G126-Q100 | 128 | | |
| | | | | | | 74AHCT1G14 | 135,142 | | |
| | | | | | | 74AHCT1G14-Q100 | 133 | | |
| | | | | | | 74AHCT1G17 | 135,142 | | |
| | | | | | | 74AHCT1G17-Q100 | 128 | | |
| | | | | | | 74AHCT1G32 | 165 | | |
| | | | | | | 74AHCT1G32-Q100 | 131 | | |

| Type number | Page Number | Type number | Page Number | Type number | Page Number | Type number | Page Number | Type number | Page Number |
|-------------------|-------------|-------------------|-------------|------------------|-------------|-------------------|-------------|-------------------|-------------|
| 74AHCV07A | 136 | 74ALVT162245 | 145 | 74AUP1G74-Q100 | 130 | 74AUP2G98 | 143,161 | 74AXP1G08 | 160 |
| 74AHCV14A | 136 | 74ALVT16244 | 136 | 74AUP1G79 | 156 | 74AUP2GU04 | 137 | 74AXP1G09 | 160 |
| 74AHCV17A | 136 | 74ALVT162821 | 156 | 74AUP1G80 | 156 | 74AUP2GU04-Q100 | 128 | 74AXP1G10 | 163 |
| 74AHCV244A | 136 | 74ALVT162823 | 156 | 74AUP1G86 | 162 | 74AUP2GU04GM-Q100 | 14,128 | 74AXP1G11 | 160 |
| 74AHCV245A | 142 | 74ALVT162827 | 136 | 74AUP1G86-Q100 | 131 | 74AUP3G04 | 137 | 74AXP1G125 | 137 |
| 74AHCV541A | 142 | 74ALVT16373 | 154 | 74AUP1G885 | 161 | 74AUP3G0434 | 161 | 74AXP1G14 | 137 |
| 74ALVC00 | 163 | 74ALVT16821 | 156 | 74AUP1G97 | 142,161 | 74AUP3G14 | 137,143 | 74AXP1G157 | 152 |
| 74ALVC00-Q100 | 119 | 74ALVT16823 | 156 | 74AUP1G98 | 142,161 | 74AUP3G16 | 137 | 74AXP1G17 | 137,143 |
| 74ALVC02 | 164 | 74ALVT16827 | 136 | 74AUP1GU04 | 136 | 74AUP3G17 | 137,143 | 74AXP1G32 | 165 |
| 74ALVC04 | 136 | 74AUP1G00 | 163 | 74AUP1T00 | 146,163 | 74AUP3G3404 | 161 | 74AXP1G57 | 143,161 |
| 74ALVC08 | 160 | 74AUP1G00GW-Q100 | 14,131 | 74AUP1T02 | 146,164 | 74AVC16244 | 137 | 74AXP1G58 | 143,161 |
| 74ALVC125 | 136 | 74AUP1G02 | 164 | 74AUP1T04 | 136,146 | 74AVC16245 | 145 | 74AXP1G86 | 162 |
| 74ALVC125-Q100 | 113 | 74AUP1G02-Q100 | 131 | 74AUP1T08 | 146,160 | 74AVC16245-Q100 | 126 | 74AXP1G97 | 161 |
| 74ALVC14 | 136,142 | 74AUP1G04 | 136 | 74AUP1T14 | 136,146 | 74AVC16334A | 154 | 74AXP1G98 | 143,161 |
| 74ALVC162334A | 154 | 74AUP1G04-Q100 | 128 | 74AUP1T17 | 136,146 | 74AVC16373 | 154 | 74AXP1T125 | 147 |
| 74ALVC16244 | 136 | 74AUP1G06 | 136 | 74AUP1T32 | 146,165 | 74AVC16374 | 156 | 74AXP1T14 | 143,147 |
| 74ALVC16245 | 145 | 74AUP1G06-Q100 | 128 | 74AUP1T34 | 146 | 74AVC16374-Q100 | 117 | 74AXP1T32 | 147 |
| 74ALVC162834A | 154 | 74AUP1G07 | 136 | 74AUP1T34-Q100 | 134 | 74AVC16834A | 154 | 74AXP1T34 | 147 |
| 74ALVC162835A | 154 | 74AUP1G07GW-Q100 | 14,128 | 74AUP1T34GM-Q100 | 14,134 | 74AVC16835A | 154 | 74AXP1T57 | 143 |
| 74ALVC162836A | 154 | 74AUP1G08 | 160 | 74AUP1T45 | 146 | 74AVC16836A | 154 | 74AXP1T57-Q100 | 134 |
| 74ALVC164245 | 145 | 74AUP1G08-Q100 | 131 | 74AUP1T50 | 136 | 74AVC16T245 | 147 | 74AXP2G14 | 143 |
| 74ALVC164245-Q100 | 122 | 74AUP1G0832 | 161 | 74AUP1T57 | 146,161 | 74AVC16T245-Q100 | 122 | 74AXP2G17 | 137,143 |
| 74ALVC16834A | 154 | 74AUP1G08GM-Q100 | 14,131 | 74AUP1T58 | 146,161 | 74AVC1T1004 | 147 | 74AXP2G34 | 137 |
| 74ALVC16835A | 154 | 74AUP1G09 | 160 | 74AUP1T86 | 146,162 | 74AVC1T1022 | 147 | 74AXP2G3404 | 137 |
| 74ALVC16836A | 154 | 74AUP1G09GW-Q100 | 14,131 | 74AUP1T87 | 146,162 | 74AVC1T45 | 147 | 74AXP2T08 | 147 |
| 74ALVC244 | 136 | 74AUP1G11 | 160 | 74AUP1T97 | 146,162 | 74AVC1T45-Q100 | 15,134 | 74AXP2T08-Q100 | 134 |
| 74ALVC245 | 145 | 74AUP1G125 | 136 | 74AUP1T98 | 146,161 | 74AVC1T45GS-Q100 | 15,134 | 74AXP2T3407 | 15,147 |
| 74ALVC32 | 165 | 74AUP1G125-Q100 | 128 | 74AUP1T98-Q100 | 131 | 74AVC1T8128 | 147 | 74AXP4T245 | 15,147 |
| 74ALVC32-Q100 | 120 | 74AUP1G125GM-Q100 | 14,128 | 74AUP1Z04 | 161 | 74AVC1T8832 | 147 | 74CB3Q3253 | 150 |
| 74ALVC373 | 154 | 74AUP1G125GS-Q100 | 14,128 | 74AUP1Z125 | 161 | 74AVC20T245 | 147 | 74CB3Q3257 | 14,150 |
| 74ALVC374 | 156 | 74AUP1G126 | 136 | 74AUP2G00 | 14,163 | 74AVC20T245-Q100 | 122 | 74CB3Q3257PW-Q100 | 14,116 |
| 74ALVC541 | 136 | 74AUP1G132 | 142,163 | 74AUP2G00DC-Q100 | 14,120 | 74AVC2T245 | 15,147 | 74CBTLV16211 | 150 |
| 74ALVC541-Q100 | 113 | 74AUP1G132GM-Q100 | 14,133 | 74AUP2G02 | 164 | 74AVC2T245GU-Q100 | 15,134 | 74CBTLV1G125 | 150 |
| 74ALVC541DGV-Q100 | 14,113 | 74AUP1G14 | 136,142 | 74AUP2G04 | 136 | 74AVC2T45 | 147 | 74CBTLV3125 | 150 |
| 74ALVC573 | 154 | 74AUP1G157 | 152 | 74AUP2G04-Q100 | 128 | 74AVC2T45-Q100 | 15,134 | 74CBTLV3125-Q100 | 116 |
| 74ALVC574 | 156 | 74AUP1G157GM-Q100 | 14,130 | 74AUP2G06 | 136 | 74AVC2T45GT-Q100 | 15,134 | 74CBTLV3126 | 150 |
| 74ALVC74 | 156 | 74AUP1G158 | 152 | 74AUP2G0604 | 161 | 74AVC32T245 | 147 | 74CBTLV3126-Q100 | 116 |
| 74ALVCH162244 | 136 | 74AUP1G16 | 136 | 74AUP2G07 | 137 | 74AVC4T245 | 147 | 74CBTLV3244 | 150 |
| 74ALVCH162245 | 145 | 74AUP1G17 | 142,156 | 74AUP2G08 | 160 | 74AVC4T245-Q100 | 14,122 | 74CBTLV3245 | 150 |
| 74ALVCH16244 | 136 | 74AUP1G175 | 156 | 74AUP2G125 | 137 | 74AVC4T245GU-Q100 | 14,122 | 74CBTLV3245-Q100 | 116 |
| 74ALVCH16245 | 145 | 74AUP1G175-Q100 | 130 | 74AUP2G126 | 137 | 74AVC4T3144 | 137,147 | 74CBTLV3253 | 150 |
| 74ALVCH162601 | 145 | 74AUP1G18 | 151 | 74AUP2G132 | 142,163 | 74AVC4T774 | 145,147 | 74CBTLV3253-Q100 | 116 |
| 74ALVCH162827 | 136 | 74AUP1G19 | 151 | 74AUP2G14 | 137,142 | 74AVC4TD245 | 147 | 74CBTLV3257 | 150 |
| 74ALVCH16373 | 154 | 74AUP1G240 | 136 | 74AUP2G157 | 152 | 74AVC8T245 | 147 | 74CBTLV3257-Q100 | 116 |
| 74ALVCH16374 | 156 | 74AUP1G32 | 165 | 74AUP2G16 | 137 | 74AVC8T245-Q100 | 122 | 74CBTLV3306 | 150 |
| 74ALVCH16500 | 145 | 74AUP1G32-Q100 | 131 | 74AUP2G17 | 137,142 | 74AVCH16244 | 137 | 74CBTLV3384 | 150 |
| 74ALVCH16501 | 145 | 74AUP1G3208 | 161 | 74AUP2G240 | 137 | 74AVCH16245 | 145 | 74CBTLV3861 | 150 |
| 74ALVCH16543 | 145 | 74AUP1G32GM-Q100 | 14,131 | 74AUP2G241 | 137 | 74AVCH16T245 | 147 | 74CBTLVD3244 | 150 |
| 74ALVCH16600 | 145 | 74AUP1G332 | 165 | 74AUP2G32 | 165 | 74AVCH1T45 | 147 | 74CBTLVD3245 | 150 |
| 74ALVCH16601 | 145 | 74AUP1G34 | 136 | 74AUP2G34 | 137 | 74AVCH1T45-Q100 | 134 | 74CBTLVD3245-Q100 | 116 |
| 74ALVCH16646 | 145 | 74AUP1G34-Q100 | 128 | 74AUP2G3404 | 161 | 74AVCH20T245 | 147 | 74CBTLVD3384 | 150 |
| 74ALVCH16652 | 145 | 74AUP1G373 | 154 | 74AUP2G3407 | 161 | 74AVCH2T45 | 147 | 74CBTLVD3861 | 150 |
| 74ALVCH16821 | 156 | 74AUP1G373-Q100 | 132 | 74AUP2G38 | 163 | 74AVCH4T245 | 147 | 74HC00 | 163 |
| 74ALVCH16823 | 156 | 74AUP1G374 | 156 | 74AUP2G57 | 161 | 74AVCH4T245-Q100 | 122 | 74HC00-Q100 | 120 |
| 74ALVCH16825 | 136 | 74AUP1G374-Q100 | 130 | 74AUP2G58 | 142,161 | 74AVCH8T245 | 147 | 74HC02 | 164 |
| 74ALVCH16827 | 136 | 74AUP1G38 | 163 | 74AUP2G79 | 156 | 74AXP1G00 | 163 | 74HC02-Q100 | 120 |
| 74ALVCH16841 | 154 | 74AUP1G386 | 162 | 74AUP2G79-Q100 | 130 | 74AXP1G02 | 164 | 74HC03 | 163 |
| 74ALVCH16843 | 154 | 74AUP1G57 | 142,161 | 74AUP2G80 | 156 | 74AXP1G04 | 137 | 74HC03-Q100 | 120 |
| 74ALVCH16952 | 145 | 74AUP1G58 | 142,161 | 74AUP2G86 | 162 | 74AXP1G06 | 137 | 74HC04 | 137 |
| 74ALVCH32973 | 154 | 74AUP1G74 | 156 | 74AUP2G97 | 142,161 | 74AXP1G07 | 137 | 74HC04-Q100 | 113 |

Index

| Type number | Page Number | Type number | Page Number | Type number | Page Number | Type number | Page Number | Type number | Page Number |
|---------------|-------------|----------------|-------------|----------------|-------------|---------------|-------------|----------------|-------------|
| 74HC05 | 137 | 74HC1G08 | 160 | 74HC2G66 | 148 | 74HC4066 | 148 | 74HCT03-Q100 | 120 |
| 74HC05-Q100 | 113 | 74HC1G08-Q100 | 131 | 74HC2G66-Q100 | 127 | 74HC4066-Q100 | 112 | 74HCT04 | 138 |
| 74HC08 | 160 | 74HC1G125 | 137 | 74HC2G86 | 162 | 74HC4067 | 148 | 74HCT04-Q100 | 113 |
| 74HC08-Q100 | 120 | 74HC1G125-Q100 | 128 | 74HC2G86-Q100 | 132 | 74HC4067-Q100 | 112 | 74HCT08 | 160 |
| 74HC10 | 163 | 74HC1G126 | 137 | 74HC2GU04 | 138 | 74HC4075 | 120 | 74HCT08-Q100 | 120 |
| 74HC10-Q100 | 118 | 74HC1G14 | 137,143 | 74HC2GU04-Q100 | 128 | 74HC4075-Q100 | 165 | 74HCT10 | 163 |
| 74HC107 | 156 | 74HC1G14-Q100 | 133 | 74HC30 | 163 | 74HC4094 | 153 | 74HCT10-Q100 | 120 |
| 74HC107-Q100 | 118 | 74HC1G32 | 165 | 74HC30-Q100 | 120 | 74HC4094-Q100 | 124 | 74HCT107 | 157 |
| 74HC109 | 156 | 74HC1G32-Q100 | 131 | 74HC32 | 165 | 74HC42 | 151 | 74HCT107-Q100 | 118 |
| 74HC109-Q100 | 118 | 74HC1G66 | 148 | 74HC32-Q100 | 120 | 74HC423 | 159 | 74HCT109 | 157 |
| 74HC11 | 160 | 74HC1G66-Q100 | 127 | 74HC365 | 138 | 74HC4316 | 148 | 74HCT109-Q100 | 118 |
| 74HC11-Q100 | 120 | 74HC1G86 | 162 | 74HC365-Q100 | 113 | 74HC4351 | 149 | 74HCT11 | 160 |
| 74HC112 | 156 | 74HC1G86-Q100 | 131 | 74HC366 | 138 | 74HC4511 | 151 | 74HCT11-Q100 | 120 |
| 74HC123 | 159 | 74HC1GU04 | 137 | 74HC366-Q100 | 113 | 74HC4514 | 151 | 74HCT112 | 157 |
| 74HC123-Q100 | 122 | 74HC1GU04-Q100 | 128 | 74HC368 | 138 | 74HC4515 | 151 | 74HCT123 | 159 |
| 74HC125 | 137 | 74HC20 | 163 | 74HC373 | 154 | 74HC4520 | 158 | 74HCT123-Q100 | 122 |
| 74HC125-Q100 | 113 | 74HC20-Q100 | 120 | 74HC373-Q100 | 121 | 74HC4520-Q100 | 115 | 74HCT125 | 138 |
| 74HC126 | 137 | 74HC21 | 160 | 74HC374 | 157 | 74HC4538 | 159 | 74HCT125-Q100 | 113 |
| 74HC126-Q100 | 113 | 74HC237 | 151 | 74HC377 | 157 | 74HC4538-Q100 | 122 | 74HCT126 | 138 |
| 74HC132 | 143,163 | 74HC237-Q100 | 116 | 74HC377-Q100 | 118 | 74HC4851 | 149 | 74HCT126-Q100 | 113 |
| 74HC132-Q100 | 123 | 74HC238 | 151 | 74HC390 | 158 | 74HC4851-Q100 | 112 | 74HCT132 | 163 |
| 74HC137 | 151 | 74HC238-Q100 | 116 | 74HC393 | 158 | 74HC4852 | 149 | 74HCT132-Q100 | 123 |
| 74HC138 | 151 | 74HC240 | 137 | 74HC393-Q100 | 115 | 74HC4852-Q100 | 112 | 74HCT138 | 151 |
| 74HC138-Q100 | 116 | 74HC240-Q100 | 113 | 74HC3G04 | 138 | 74HC540 | 138 | 74HCT138-Q100 | 116 |
| 74HC139 | 151 | 74HC241 | 137 | 74HC3G04-Q100 | 129 | 74HC540-Q100 | 113 | 74HCT139 | 151 |
| 74HC139-Q100 | 116 | 74HC244 | 137 | 74HC3G06 | 138 | 74HC541 | 138 | 74HCT139-Q100 | 116 |
| 74HC14 | 137 | 74HC244-Q100 | 113 | 74HC3G07 | 138 | 74HC541-Q100 | 113 | 74HCT14 | 138,143 |
| 74HC14-Q100 | 123 | 74HC245 | 145 | 74HC3G07-Q100 | 129 | 74HC5555 | 158 | 74HCT14-Q100 | 123 |
| 74HC151 | 152 | 74HC245-Q100 | 126 | 74HC3G14 | 128,143 | 74HC573 | 154 | 74HCT151 | 152 |
| 74HC151-Q100 | 117 | 74HC251 | 152 | 74HC3G14-Q100 | 133 | 74HC573-Q100 | 121 | 74HCT151-Q100 | 117 |
| 74HC153 | 152 | 74HC251-Q100 | 117 | 74HC3G16 | 138 | 74HC574 | 157 | 74HCT153 | 152 |
| 74HC153-Q100 | 117 | 74HC253 | 152 | 74HC3G34 | 138 | 74HC574-Q100 | 118 | 74HCT153-Q100 | 117 |
| 74HC154 | 151 | 74HC253-Q100 | 117 | 74HC3G34-Q100 | 129 | 74HC590 | 158 | 74HCT154 | 151 |
| 74HC157 | 152 | 74HC257 | 152 | 74HC3GU04 | 138 | 74HC594 | 153 | 74HCT157 | 152 |
| 74HC157-Q100 | 117 | 74HC257-Q100 | 117 | 74HC3GU04-Q100 | 128 | 74HC594-Q100 | 124 | 74HCT157-Q100 | 117 |
| 74HC158 | 152 | 74HC259 | 154 | 74HC4002 | 164 | 74HC595 | 153 | 74HCT161 | 158 |
| 74HC160 | 158 | 74HC259-Q100 | 121 | 74HC4002-Q100 | 120 | 74HC595-Q100 | 124 | 74HCT163 | 158 |
| 74HC161 | 158 | 74HC27 | 164 | 74HC40103 | 158 | 74HC597 | 153 | 74HCT163-Q100 | 115 |
| 74HC161-Q100 | 115 | 74HC27-Q100 | 120 | 74HC40105 | 158 | 74HC597-Q100 | 124 | 74HCT164 | 153 |
| 74HC163-Q100 | 115 | 74HC273 | 156 | 74HC4016 | 148 | 74HC6323 | 158 | 74HCT164-Q100 | 124 |
| 74HC164 | 153 | 74HC273-Q100 | 118 | 74HC4017 | 158 | 74HC688 | 166 | 74HCT165 | 153 |
| 74HC164-Q100 | 124 | 74HC280 | 166 | 74HC4017-Q100 | 115 | 74HC7014 | 138 | 74HCT165-Q100 | 124 |
| 74HC165 | 153 | 74HC2G00 | 163 | 74HC4020 | 158 | 74HC7014-Q100 | 123 | 74HCT166 | 153 |
| 74HC165-Q100 | 124 | 74HC2G00-Q100 | 131 | 74HC4020-Q100 | 115 | 74HC73 | 157 | 74HCT166-Q100 | 124 |
| 74HC166 | 153 | 74HC2G02 | 164 | 74HC4024 | 158 | 74HC74 | 157 | 74HCT173 | 157 |
| 74HC166-Q100 | 124 | 74HC2G02-Q100 | 131 | 74HC4024-Q100 | 115 | 74HC74-Q100 | 118 | 74HCT174 | 157 |
| 74HC173 | 156 | 74HC2G04 | 137 | 74HC4040 | 158 | 74HC75 | 154 | 74HCT174-Q100 | 118 |
| 74HC174 | 156 | 74HC2G04-Q100 | 129 | 74HC4040-Q100 | 115 | 74HC7540 | 138,143 | 74HCT175 | 157 |
| 74HC174-Q100 | 118 | 74HC2G08 | 160 | 74HC4046A | 159 | 74HC7541 | 138,143 | 74HCT175-Q100 | 118 |
| 74HC175 | 156 | 74HC2G08-Q100 | 132 | 74HC4049 | 147 | 74HC7541-Q100 | 123 | 74HCT193 | 158 |
| 74HC175-Q100 | 118 | 74HC2G125 | 137 | 74HC4050 | 147 | 74HC85 | 166 | 74HCT193-Q100 | 115 |
| 74HC191 | 158 | 74HC2G125-Q100 | 129 | 74HC4050-Q100 | 122 | 74HC86 | 162 | 74HCT1G00 | 163 |
| 74HC193 | 158 | 74HC2G14 | 138,143 | 74HC4051 | 148 | 74HC86-Q100 | 120 | 74HCT1G00-Q100 | 131 |
| 74HC193-Q100 | 115 | 74HC2G14-Q100 | 133 | 74HC4051-Q100 | 112 | 74HC9114 | 138 | 74HCT1G02 | 164 |
| 74HC1G00 | 163 | 74HC2G17 | 138,143 | 74HC4052 | 148 | 74HC9115 | 138 | 74HCT1G02-Q100 | 131 |
| 74HC1G00-Q100 | 131 | 74HC2G17-Q100 | 133 | 74HC4052-Q100 | 112 | 74HCT00 | 163 | 74HCT1G04 | 138 |
| 74HC1G02 | 164 | 74HC2G32 | 165 | 74HC4053 | 148 | 74HCT00-Q100 | 120 | 74HCT1G04-Q100 | 128 |
| 74HC1G02-Q100 | 131 | 74HC2G32-Q100 | 132 | 74HC4053-Q100 | 112 | 74HCT02 | 164 | 74HCT1G08 | 160 |
| 74HC1G04 | 137 | 74HC2G34 | 138 | 74HC4060 | 158 | 74HCT02-Q100 | 120 | 74HCT1G08-Q100 | 131 |
| 74HC1G04-Q100 | 128 | 74HC2G34-Q100 | 129 | 74HC4060-Q100 | 115 | 74HCT03 | 163 | 74HCT1G125 | 138 |

| Type number | Page Number | Type number | Page Number | Type number | Page Number | Type number | Page Number | Type number | Page Number |
|-----------------|-------------|----------------|-------------|----------------|-------------|----------------|-------------|---------------------|-------------|
| 74HCT1G125-Q100 | 129 | 74HCT32-Q100 | 120 | 74HCT4852 | 149 | 74LV1T125 | 139,148 | 74LVC157A | 152 |
| 74HCT1G126 | 138 | 74HCT365 | 138 | 74HCT4852-Q100 | 112 | 74LV1T126 | 139,148 | 74LVC157A-Q100 | 117 |
| 74HCT1G14 | 138,143 | 74HCT365-Q100 | 113 | 74HCT540 | 139 | 74LV1T32 | 148,165 | 74LVC161 | 159 |
| 74HCT1G14-Q100 | 133 | 74HCT366 | 138 | 74HCT540-Q100 | 113 | 74LV1T34 | 139,148 | 74LVC162244A | 139 |
| 74HCT1G32 | 165 | 74HCT366-Q100 | 113 | 74HCT541 | 139 | 74LV1T86 | 148,162 | 74LVC162245A | 145 |
| 74HCT1G32-Q100 | 131 | 74HCT367 | 138 | 74HCT541-Q100 | 114 | 74LV1T87 | 148,162 | 74LVC162245A-Q100 | 126 |
| 74HCT1G66 | 149 | 74HCT368 | 138 | 74HCT573 | 154 | 74LV244 | 139 | 74LVC162373A | 154 |
| 74HCT1G66-Q100 | 127 | 74HCT373 | 154 | 74HCT573-Q100 | 121 | 74LV244-Q100 | 114 | 74LVC16240A | 139 |
| 74HCT1G86 | 162 | 74HCT373-Q100 | 121 | 74HCT574 | 157 | 74LV244A | 139 | 74LVC16240A-Q100 | 114 |
| 74HCT1G86-Q100 | 132 | 74HCT374 | 157 | 74HCT574-Q100 | 118 | 74LV244AT | 139 | 74LVC16241A | 139 |
| 74HCT20 | 163 | 74HCT377 | 157 | 74HCT594 | 153 | 74LV245 | 145 | 74LVC16244A | 139 |
| 74HCT20-Q100 | 120 | 74HCT377-Q100 | 118 | 74HCT594-Q100 | 124 | 74LV245A | 145 | 74LVC16244A-Q100 | 14,114 |
| 74HCT221 | 159 | 74HCT390 | 158 | 74HCT595 | 153 | 74LV245AT | 145 | 74LVC16244ADGV-Q100 | 14,114 |
| 74HCT238 | 151 | 74HCT393 | 158 | 74HCT595-Q100 | 124 | 74LV32A | 15,165 | 74LVC16245A | 145 |
| 74HCT238-Q100 | 116 | 74HCT393-Q100 | 115 | 74HCT597 | 153 | 74LV365 | 139 | 74LVC16245ADGV-Q100 | 126 |
| 74HCT240 | 138 | 74HCT3G04 | 138 | 74HCT597-Q100 | 124 | 74LV393 | 158 | 74LVC163 | 159 |
| 74HCT240-Q100 | 113 | 74HCT3G04-Q100 | 129 | 74HCT6323 | 158 | 74LV393-Q100 | 115 | 74LVC16373A | 154 |
| 74HCT241 | 138 | 74HCT3G06 | 139 | 74HCT688 | 166 | 74LV4020 | 158 | 74LVC16373A-Q100 | 14,121 |
| 74HCT244 | 138 | 74HCT3G07 | 139 | 74HCT74 | 157 | 74LV4051 | 149 | 74LVC16373ADGV-Q100 | 14,121 |
| 74HCT244-Q100 | 113 | 74HCT3G07-Q100 | 129 | 74HCT74-Q100 | 118 | 74LV4052 | 149 | 74LVC16374A | 157 |
| 74HCT245 | 145 | 74HCT3G14 | 139,143 | 74HCT7540 | 139,143 | 74LV4052-Q100 | 112 | 74LVC16374A-Q100 | 119 |
| 74HCT245-Q100 | 126 | 74HCT3G14-Q100 | 133 | 74HCT7541 | 144 | 74LV4053 | 149 | 74LVC1G00 | 163 |
| 74HCT251 | 152 | 74HCT3G16 | 139 | 74HCT7541-Q100 | 123 | 74LV4053-Q100 | 112 | 74LVC1G00-Q100 | 132 |
| 74HCT251-Q100 | 117 | 74HCT3G34 | 139 | 74HCT85 | 166 | 74LV4060 | 158 | 74LVC1G02 | 164 |
| 74HCT253 | 152 | 74HCT3G34-Q100 | 129 | 74HCT86 | 162 | 74LV4060-Q100 | 112 | 74LVC1G02-Q100 | 132 |
| 74HCT253-Q100 | 117 | 74HCT4002 | 164 | 74HCT86-Q100 | 120 | 74LV4066 | 149 | 74LVC1G04 | 139 |
| 74HCT257 | 152 | 74HCT4017 | 158 | 74HCT9046A | 159 | 74LV4094 | 153 | 74LVC1G04-Q100 | 129 |
| 74HCT257-Q100 | 117 | 74HCT4017-Q100 | 115 | 74HCT9114 | 139 | 74LV540A | 139 | 74LVC1G06 | 139 |
| 74HCT259 | 154 | 74HCT4020 | 158 | 74HCU04 | 139 | 74LV541A | 139 | 74LVC1G06-Q100 | 129 |
| 74HCT259-Q100 | 121 | 74HCT4020-Q100 | 115 | 74HCU04-Q100 | 114 | 74LV541AT | 139 | 74LVC1G07 | 139 |
| 74HCT27 | 157,164 | 74HCT4040 | 158 | 74LV00 | 15,163 | 74LV7032A | 15,144,165 | 74LVC1G07-Q100 | 14,129 |
| 74HCT27-Q100 | 118 | 74HCT4040-Q100 | 115 | 74LV00A | 15,163 | 74LV74 | 157 | 74LVC1G07GS-Q100 | 14,129 |
| 74HCT273 | 157 | 74HCT4046A | 159 | 74LV02 | 15,164 | 74LV74-Q100 | 118 | 74LVC1G08 | 160 |
| 74HCT273-Q100 | 118 | 74HCT4051 | 149 | 74LV02A | 15,164 | 74LVC00A | 163 | 74LVC1G08-Q100 | 14,132 |
| 74HCT280 | 166 | 74HCT4051-Q100 | 112 | 74LV03 | 163 | 74LVC00A-Q100 | 120 | 74LVC1G08GM-Q100 | 14,132 |
| 74HCT2G00 | 163 | 74HCT4052 | 149 | 74LV04 | 139 | 74LVC02A | 164 | 74LVC1G10 | 163 |
| 74HCT2G00-Q100 | 131 | 74HCT4052-Q100 | 112 | 74LV04AT | 139 | 74LVC02A-Q100 | 120 | 74LVC1G10-Q100 | 132 |
| 74HCT2G02 | 164 | 74HCT4053 | 149 | 74LV05A | 139 | 74LVC04A | 139 | 74LVC1G11 | 160 |
| 74HCT2G02-Q100 | 132 | 74HCT4053-Q100 | 112 | 74LV07A | 139 | 74LVC04A-Q100 | 114 | 74LVC1G11-Q100 | 132 |
| 74HCT2G04 | 138 | 74HCT4060 | 158 | 74LV07AT | 139 | 74LVC06A | 139 | 74LVC1G123 | 159 |
| 74HCT2G04-Q100 | 129 | 74HCT4060-Q100 | 115 | 74LV08 | 160 | 74LVC06A-Q100 | 114 | 74LVC1G123-Q100 | 133 |
| 74HCT2G08 | 160 | 74HCT4066 | 149 | 74LV08-Q100 | 120 | 74LVC07A | 139 | 74LVC1G125 | 140 |
| 74HCT2G08-Q100 | 132 | 74HCT4066-Q100 | 112 | 74LV08A | 15,160 | 74LVC07A-Q100 | 114 | 74LVC1G125-Q100 | 14,129 |
| 74HCT2G125 | 138 | 74HCT4067 | 149 | 74LV123 | 159 | 74LVC08 | 160 | 74LVC1G125GM-Q100 | 14,129 |
| 74HCT2G125-Q100 | 129 | 74HCT4067-Q100 | 112 | 74LV132 | 163 | 74LVC08A-Q100 | 120 | 74LVC1G126 | 140 |
| 74HCT2G14 | 138,143 | 74HCT4075 | 165 | 74LV132-Q100 | 123 | 74LVC10A | 163 | 74LVC1G126-Q100 | 129 |
| 74HCT2G14-Q100 | 133 | 74HCT4075-Q100 | 120 | 74LV138 | 151 | 74LVC11 | 160 | 74LVC1G14 | 140,144 |
| 74HCT2G17 | 138,143 | 74HCT4094 | 153 | 74LV14 | 139 | 74LVC11-Q100 | 120 | 74LVC1G14-Q100 | 14,133 |
| 74HCT2G17-Q100 | 133 | 74HCT4094-Q100 | 124 | 74LV14A | 139 | 74LVC125A | 139 | 74LVC1G14GM-Q100 | 14,133 |
| 74HCT2G32 | 165 | 74HCT423 | 159 | 74LV164 | 153 | 74LVC125A-Q100 | 114 | 74LVC1G157 | 152 |
| 74HCT2G32-Q100 | 132 | 74HCT4316 | 149 | 74LV164-Q100 | 124 | 74LVC126A | 139 | 74LVC1G157-Q100 | 130 |
| 74HCT2G34 | 138 | 74HCT4351 | 149 | 74LV165 | 153 | 74LVC126A-Q100 | 114 | 74LVC1G16 | 140 |
| 74HCT2G34-Q100 | 129 | 74HCT4511 | 151 | 74LV165-Q100 | 124 | 74LVC132A | 144,163 | 74LVC1G17 | 140,144 |
| 74HCT2G66 | 149 | 74HCT4514 | 151 | 74LV165A | 153 | 74LVC132A-Q100 | 123 | 74LVC1G17-Q100 | 133 |
| 74HCT2G66-Q100 | 127 | 74HCT4520 | 158 | 74LV165A-Q100 | 125 | 74LVC138A | 151 | 74LVC1G175 | 157 |
| 74HCT2G86 | 162 | 74HCT4520-Q100 | 115 | 74LV17A | 139 | 74LVC138A-Q100 | 116 | 74LVC1G175-Q100 | 14,130 |
| 74HCT2G86-Q100 | 132 | 74HCT4538 | 159 | 74LV1T00 | 147,163 | 74LVC139 | 151 | 74LVC1G17GM-Q100 | 14,130 |
| 74HCT30 | 163 | 74HCT4538-Q100 | 112 | 74LV1T02 | 147,164 | 74LVC14A | 139,144 | 74LVC1G18 | 151 |
| 74HCT30-Q100 | 120 | 74HCT4851 | 149 | 74LV1T04 | 139,147 | 74LVC14A-Q100 | 123 | 74LVC1G18-Q100 | 130 |
| 74HCT32 | 163 | 74HCT4851-Q100 | 112 | 74LV1T08 | 148,16 | | | 74LVC1G19 | 130 |

Index

| Type number | Page Number | Type number | Page Number | Type number | Page Number | Type number | Page Number | Type number | Page Number |
|------------------|-------------|--------------------|-------------|----------------------|-------------|-----------------|-------------|-------------|-------------|
| 74LVC1G19-Q100 | 151 | 74LVC2G06 | 140 | 74LVC3G34-Q100 | 129 | 74LVT162245B | 146 | BAL74 | 46 |
| 74LVC1G27 | 14,164 | 74LVC2G06-Q100 | 129 | 74LVC3GU04 | 140 | 74LVT162373 | 155 | BAL99 | 46 |
| 74LVC1G27GW-Q100 | 14,132 | 74LVC2G07 | 140 | 74LVC4066 | 149 | 74LVT162374 | 157 | BAS101 | 48 |
| 74LVC1G3157 | 149 | 74LVC2G07-Q100 | 129 | 74LVC4066-Q100 | 112 | 74LVT16240A | 141 | BAS101S | 48 |
| 74LVC1G3157-Q100 | 127 | 74LVC2G08 | 160 | 74LVC4245 | 148 | 74LVT16244B | 141 | BAS116 | 49 |
| 74LVC1G32 | 165 | 74LVC2G08-Q100 | 14,123 | 74LVC4245A | 148 | 74LVT16245B | 146 | BAS116GW | 49 |
| 74LVC1G32-Q100 | 132 | 74LVC2G08GS-Q100 | 14,132 | 74LVC4245A-Q100 | 122 | 74LVT16373A | 155 | BAS116H | 49 |
| 74LVC1G332 | 165 | 74LVC2G125 | 140 | 74LVC4T3144-Q100 | 122 | 74LVT16374A | 157 | BAS116L | 49 |
| 74LVC1G332-Q100 | 132 | 74LVC2G125-Q100 | 129 | 74LVC541A | 140 | 74LVT16543A | 146 | BAS116QA | 49 |
| 74LVC1G34 | 140 | 74LVC2G126 | 140 | 74LVC541A-Q100 | 114 | 74LVT2241 | 141 | BAS16 | 47 |
| 74LVC1G34-Q100 | 129 | 74LVC2G126-Q100 | 129 | 74LVC573A | 154 | 74LVT2244 | 141 | BAS16GW | 47 |
| 74LVC1G38 | 163 | 74LVC2G14 | 140,144 | 74LVC573A-Q100 | 119 | 74LVT2245 | 146 | BAS16H | 47 |
| 74LVC1G38-Q100 | 132 | 74LVC2G14-Q100 | 14,133 | 74LVC574A | 157 | 74LVT240 | 141 | BAS16J | 47 |
| 74LVC1G384 | 149 | 74LVC2G14GM-Q100 | 14,133 | 74LVC594A-Q100 | 125 | 74LVT241 | 141 | BAS16L | 47 |
| 74LVC1G384-Q100 | 127 | 74LVC2G16 | 140 | 74LVC74A | 157 | 74LVT244A | 141 | BAS16LD | 47 |
| 74LVC1G386 | 162 | 74LVC2G17 | 140,144 | 74LVC74A-Q100 | 118 | 74LVT244A-Q100 | 114 | BAS16QA | 11,47 |
| 74LVC1G53 | 149 | 74LVC2G17-Q100 | 133 | 74LVC823A | 157 | 74LVT244B | 141 | BAS16QB | 11,47 |
| 74LVC1G53-Q100 | 127 | 74LVC2G240 | 140 | 74LVC823A-Q100 | 119 | 74LVT245 | 146 | BAS16QC | 11,47 |
| 74LVC1G57 | 144,161 | 74LVC2G240-Q100 | 129 | 74LVC827A | 140 | 74LVT245B | 146 | BAS16VY | 47 |
| 74LVC1G57-Q100 | 132 | 74LVC2G241 | 140 | 74LVC86 | 162 | 74LVT573 | 155 | BAS16W | 47 |
| 74LVC1G58 | 144,161 | 74LVC2G241-Q100 | 129 | 74LVC8T245 | 148 | 74LVT640 | 146 | BAS20 | 48 |
| 74LVC1G58-Q100 | 132 | 74LVC2G3157 | 14,149 | 74LVC8T245-Q100 | 122 | 74LVTH125 | 141 | BAS21 | 48 |
| 74LVC1G66 | 149 | 74LVC2G3157DP-Q100 | 14,127 | 74LVC8T595 | 148,153 | 74LVTH16244B | 141 | BAS21AVD | 48 |
| 74LVC1G66-Q100 | 127 | 74LVC2G32 | 165 | 74LVC8T595-Q100 | 140 | 74LVTH16245B | 141 | BAS21AW | 48 |
| 74LVC1G74 | 157 | 74LVC2G32-Q100 | 132 | 74LVCH162244A | 140 | 74LVTH16374A | 157 | BAS21GW | 48 |
| 74LVC1G74-Q100 | 130 | 74LVC2G34 | 140 | 74LVCH162245A | 145 | 74LVTH2245 | 146 | BAS21H | 48 |
| 74LVC1G79 | 157 | 74LVC2G34-Q100 | 132 | 74LVCH162373A | 154 | 74LVTH244A | 141 | BAS21J | 48 |
| 74LVC1G79-Q100 | 130 | 74LVC2G38 | 163 | 74LVCH162374A | 157 | 74LVTH244A-Q100 | 114 | BAS21PG | 48 |
| 74LVC1G80 | 157 | 74LVC2G53 | 149 | 74LVCH16244A | 140 | 74LVTH244B | 141 | BAS21SW | 48 |
| 74LVC1G80-Q100 | 130 | 74LVC2G66 | 149 | 74LVCH16244A-Q100 | 114 | 74LVTH244B | 141 | BAS21VD | 48 |
| 74LVC1G86 | 162 | 74LVC2G66-Q100 | 127 | 74LVCH16245A | 14,145 | 74LVTN16244B | 141 | BAS21W | 48 |
| 74LVC1G86-Q100 | 132 | 74LVC2G74 | 157 | 74LVCH16245A-Q100 | 14,126 | 74LVTN16245B | 146 | BAS28 | 46 |
| 74LVC1G97 | 14,132 | 74LVC2G74-Q100 | 130 | 74LVCH16373A | 154 | 74VHC02 | 164 | BAS29 | 49 |
| 74LVC1G97GW-Q100 | 14,132 | 74LVC2G86 | 162 | 74LVCH16373A-Q100 | 121 | 74VHC02-Q100 | 120 | BAS31 | 49 |
| 74LVC1G98 | 144,161 | 74LVC2G86-Q100 | 132 | 74LVCH16373ADGV-Q100 | 14,121 | 74VHC08 | 160 | BAS316 | 47 |
| 74LVC1G99 | 144,161 | 74LVC2GU04 | 140 | 74LVCH16374A | 157 | 74VHC125 | 141 | BAS321 | 48 |
| 74LVC1GU04 | 140 | 74LVC2GU04-Q100 | 129 | 74LVCH16374A-Q100 | 119 | 74VHC126 | 141 | BAS321J | 48 |
| 74LVC1GU04-Q100 | 129 | 74LVC2T45 | 148 | 74LVCH16541A | 140 | 74VHC126-Q100 | 114 | BAS32L | 46 |
| 74LVC1GX04 | 161 | 74LVC2T45-Q100 | 15,134 | 74LVCH1T45 | 148 | 74VHC14 | 141,144 | BAS35 | 49 |
| 74LVC1GX04-Q100 | 132 | 74LVC2T45GS-Q100 | 15,134 | 74LVCH1T45-Q100 | 134 | 74VHC245 | 146 | BAS40 | 52 |
| 74LVC1T45 | 148 | 74LVC2T45GT-Q100 | 15,134 | 74LVCH244A | 140 | 74VHC245 | 146 | BAS40-04 | 52 |
| 74LVC1T45-Q100 | 15,134 | 74LVC30A | 163 | 74LVCH244A-Q100 | 114 | 74VHC32 | 165 | BAS40-04W | 53 |
| 74LVC1T45GM-Q100 | 15,134 | 74LVC32245A | 145 | 74LVCH245A | 145 | 74VHC32-Q100 | 121 | BAS40-05 | 52 |
| 74LVC2244A | 140 | 74LVC32A | 165 | 74LVCH245A-Q100 | 126 | 74VHC541 | 141 | BAS40-05W | 53 |
| 74LVC2245A | 145 | 74LVC32A-Q100 | 120 | 74LVCH2T45 | 148 | 74VHC541-Q100 | 114 | BAS40-06 | 52 |
| 74LVC240A | 140 | 74LVC373A | 154 | 74LVCH2T45-Q100 | 134 | 74VHC595-Q100 | 125 | BAS40-06W | 53 |
| 74LVC244A | 140 | 74LVC373A-Q100 | 121 | 74LVCH8T245 | 148 | 74VHCT02 | 164 | BAS40-07 | 52 |
| 74LVC244A-Q100 | 114 | 74LVC374A | 157 | 74LVCH8T245-Q100 | 122 | 74VHCT02-Q100 | 121 | BAS40H | 53 |
| 74LVC245A | 145 | 74LVC374A-Q100 | 118 | 74LVCU04A | 140 | 74VHCT08 | 160 | BAS40W | 53 |
| 74LVC245A-Q100 | 126 | 74LVC377 | 157 | 74LVCU04A-Q100 | 114 | 74VHCT08-Q100 | 121 | BAS416 | 49 |
| 74LVC257A | 152 | 74LVC3G04 | 140 | 74LVCV2G66 | 149 | 74VHCT125 | 141 | BAS45A | 49 |
| 74LVC273 | 157 | 74LVC3G04-Q100 | 129 | 74LVT02 | 164 | 74VHCT126 | 141 | BAS45AL | 49 |
| 74LVC273-Q100 | 118 | 74LVC3G06 | 140 | 74LVT04 | 140 | 74VHCT126-Q100 | 114 | BAS516 | 47 |
| 74LVC2G00 | 163 | 74LVC3G07 | 140 | 74LVT04-Q100 | 114 | 74VHCT14 | 141 | BAS521 | 48 |
| 74LVC2G00-Q100 | 132 | 74LVC3G07-Q100 | 129 | 74LVT08 | 160 | 74VHCT244 | 141 | BAS521B | 48 |
| 74LVC2G02 | 164 | 74LVC3G14 | 140,144 | 74LVT125 | 140 | 74VHCT245 | 146 | BAS56 | 49 |
| 74LVC2G02-Q100 | 132 | 74LVC3G16 | 140 | 74LVT126 | 140 | 74VHCT32 | 165 | BAS70 | 52 |
| 74LVC2G04 | 140 | 74LVC3G17 | 140,144 | 74LVT14 | 140,144 | 74VHCT32-Q100 | 121 | BAS70-04 | 52 |
| 74LVC2G04-Q100 | 14,129 | 74LVC3G17-Q100 | 133 | 74LVT162240A | 140 | 74VHCT541 | 141 | BAS70-04W | 53 |
| 74LVC2G04GS-Q100 | 14,129 | 74LVC3G34 | 140 | 74LVT162244B | 140 | 74VHCT541-Q100 | 114 | BAS70-05 | 52 |

| Type number | Page Number | Type number | Page Number | Type number | Page Number | Type number | Page Number | Type number | Page Number |
|-------------|-------------|---------------|-------------|----------------------|-------------|----------------------|-------------|------------------|-------------|
| BAS70-05W | 53 | BAV70M | 47 | BC806-16W /-25W | 10,19 | BC847AQB / BQB / CQB | 10,18 | BC857W | 18 |
| BAS70-06 | 52 | BAV70QA | 47 | BC807 | 18 | BC847AQC / BQC / CQC | 10,18 | BC858B | 18 |
| BAS70-06W | 53 | BAV70S | 47 | BC807-16 | 18 | BC847AW | 18 | BC858W | 18 |
| BAS70-07 | 52 | BAV70SRA | 47 | BC807-16H | 21 | BC847BM | 18 | BC859B | 24 |
| BAS70H | 53 | BAV70W | 47 | BC807-16QB/25QB/40QB | 10,18 | BC847BMB | 18 | BC859BW | 24 |
| BAS70W | 53 | BAV74 | 46 | BC807-16W | 18 | BC847BPN | 19 | BC859C | 24 |
| BAS716 | 49 | BAV756S | 46 | BC807-25 | 18 | BC847BQA | 18 | BC859CW | 24 |
| BAS85 | 52 | BAV99 | 47 | BC807-25H | 21 | BC847BS | 19 | BC860B | 24 |
| BAS86 | 52 | BAV99QA | 47 | BC807-25QA | 18 | BC847BW | 18 | BC860BW | 24 |
| BAT120A | 58 | BAV99S | 47 | BC807-25W | 18 | BC847CM | 18 | BC860C | 24 |
| BAT120C | 58 | BAV99W | 47 | BC807-40 | 18 | BC847CMB | 18 | BC860CW | 24 |
| BAT120S | 58 | BAW101 | 48 | BC807-40H | 21 | BC847CQA | 18 | BC868 | 21 |
| BAT160A | 58 | BAW101S | 48 | BC807-40QA | 18 | BC847CW | 18 | BC868-25 | 21 |
| BAT160C | 58 | BAW156 | 49 | BC807-40W | 18 | BC847DS | 19 | BC869 | 21 |
| BAT160S | 58 | BAW56 | 46 | BC807DS | 19 | BC847QAPN | 19 | BC869-16 | 21 |
| BAT165A | 57 | BAW56M | 46 | BC807K-16 | 19 | BC847QAS | 19 | BC869-25 | 21 |
| BAT17 | 53 | BAW56QA | 46 | BC807K-25 | 19 | BC847RA | 19 | BCM53DS | 25 |
| BAT46GW | 52 | BAW56S | 46 | BC807K-40 | 19 | BC847RAPN | 19 | BCM56DS | 25 |
| BAT46WH | 53 | BAW56SRA | 46 | BC807RA | 19 | BC847W | 18 | BCM61B | 25 |
| BAT54 | 53 | BAW56W | 46 | BC807W | 18 | BC848B | 18 | BCM62B | 25 |
| BAT54A | 52 | BC51-10PA | 21 | BC816 | 18 | BC848W | 18 | BCM846BS | 25 |
| BAT54AW | 53 | BC51-10PAS | 21 | BC816-16 /-25 | 10,18 | BC849B | 24 | BCM847BS | 25 |
| BAT54C | 52 | BC51-16PA | 21 | BC816-16W /-25W | 10,18 | BC849BW | 24 | BCM847DS | 25 |
| BAT54CW | 53 | BC51PA | 21 | BC816W | 18 | BC849C | 24 | BCM847QAS | 25 |
| BAT54GW | 52 | BC51PAS | 21 | BC817 | 18 | BC849CW | 24 | BCM856DS | 25 |
| BAT54H | 53 | BC52-10PA | 21 | BC817-16QB/25QB/40QB | 10,18 | BC850B | 24 | BCM857DS | 25 |
| BAT54S | 52 | BC52-10PAS | 21 | BC817-16QC/25QC/40QC | 10,18 | BC850BW | 24 | BCM857QAS | 25 |
| BAT54SW | 53 | BC52-16PA | 21 | BC817-25QA | 18 | BC850C | 24 | BCP51 | 21 |
| BAT54W | 53 | BC52PA | 21 | BC817-40QA | 18 | BC850CW | 24 | BCP51-10 | 21 |
| BAT720 | 57 | BC52PAS | 21 | BC817DPN | 19 | BC856 | 18 | BCP51T/-10T/-16T | 10,21 |
| BAT721 | 52 | BC53-10PA | 21 | BC817DS | 19 | BC856A | 18 | BCP52 | 21 |
| BAT721A | 52 | BC53-10PAS | 21 | BC817K-16 | 19 | BC856AW | 18 | BCP52-10 | 21 |
| BAT721C | 52 | BC53-16PA | 21 | BC817K-16H | 21 | BC856B | 18 | BCP52-16 | 21 |
| BAT721S | 52 | BC53PA | 21 | BC817K-25 | 19 | BC856BM | 18 | BCP52T/-10T/-16T | 10,21 |
| BAT74 | 52 | BC53PAS | 21 | BC817K-25H | 21 | BC856BMB | 18 | BCP53 | 21 |
| BAT754 | 52 | BC54-10PA | 21 | BC817K-40 | 19 | BC856BS | 19 | BCP53-10 | 21 |
| BAT754A | 52 | BC54-10PAS | 21 | BC817K-40H | 21 | BC856BW | 18 | BCP53-10H | 21 |
| BAT754C | 52 | BC54-16PA | 21 | BC817RA | 19 | BC856S | 19 | BCP53-16 | 21 |
| BAT754S | 52 | BC54PA | 21 | BC817RAPN | 19 | BC856W | 18 | BCP53-16H | 21 |
| BAT760 | 58 | BC54PAS | 21 | BC817W | 18 | BC857 | 18 | BCP53H | 21 |
| BAT85 | 52 | BC55-10PA | 21 | BC825 | 18 | BC857A | 18 | BCP53T/-10T/-16T | 10,21 |
| BAT854AW | 53 | BC55-10PAS | 21 | BC825W | 18 | BC857AM | 18 | BCP54 | 21 |
| BAT854CW | 53 | BC55-16PA | 21 | BC840 | 18 | BC857AMB | 18 | BCP54-10 | 21 |
| BAT854SW | 53 | BC55PA | 21 | BC840W | 18 | BC857AQA | 18 | BCP54-16 | 21 |
| BAT854W | 53 | BC55PAS | 21 | BC846 | 18 | BC857AQB / BQB / CQB | 10,18 | BCP54T/-10T/-16T | 10,21 |
| BAT86 | 52 | BC56-10PA | 21 | BC846A | 18 | BC857AQC / BQC / CQC | 10,18 | BCP55 | 21 |
| BAV102 | 48 | BC56-10PAS | 21 | BC846AW | 18 | BC857AW | 18 | BCP55-10 | 21 |
| BAV103 | 48 | BC56-16PA | 21 | BC846B | 18 | BC857B | 18 | BCP55-16 | 21 |
| BAV170 | 49 | BC569-16PAS | 21 | BC846BM | 18 | BC857BM | 18 | BCP55T/-10T/-6T | 21 |
| BAV170M | 49 | BC56PA | 21 | BC846BMB | 18 | BC857BMB | 18 | BCP56 | 21 |
| BAV170QA | 49 | BC56PAS | 21 | BC846BPN | 19 | BC857BQA | 18 | BCP56-10 | 21 |
| BAV199 | 49 | BC68-25PA | 21 | BC846BS | 19 | BC857BS | 19 | BCP56-10H | 21 |
| BAV199W | 49 | BC68-25PAS | 21 | BC846DS | 19 | BC857BW | 18 | BCP56-16 | 21 |
| BAV21QA | 48 | BC68PA | 21 | BC846S | 19 | BC857C | 18 | BCP56-16H | 21 |
| BAV23 | 48 | BC68PAS | 21 | BC846W | 18 | BC857CM | 18 | BCP56H | 21 |
| BAV23A | 48 | BC69-16PA | 21 | BC847 | 18 | BC857CMB | 18 | BCP56T/-10T/-16T | 10,21 |
| BAV23C | 48 | BC69-25PA | 21 | BC847A | 18 | BC857CQA | 18 | BCP68 | 21 |
| BAV23QA | 48 | BC69PA | 21 | BC847AM | 18 | BC857CW | 18 | BCP68-25 | 21 |
| BAV23S | 48 | BC69PAS | 21 | BC847AMB | 18 | BC857QAS | 19 | BCP69 | 21 |
| BAV70 | 47 | BC806-16 /-25 | 10,19 | BC847AQA | 18 | BC857RA | 19 | BCP69-16 | 21 |

Index

| Type number | Page Number | Type number | Page Number | Type number | Page Number | Type number | Page Number | Type number | Page Number |
|------------------|-------------|------------------|-------------|---------------|-------------|-----------------|-------------|---------------|-------------|
| BCP69-25 | 21 | BCX54 | 21 | BSS138AKA | 89 | BUK766R0-60E | 81 | BUK7M8R5-40H | 12,80 |
| BCV26 | 24 | BCX54-10 | 21 | BSS138BK | 89 | BUK7675-55A | 81 | BUK7M9R5-40H | 12,80 |
| BCV27 | 24 | BCX54-16 | 21 | BSS138BKS | 89 | BUK768R1-100E | 84 | BUK7M9R9-60E | 82 |
| BCV28 | 24 | BCX54T/-10T/-16T | 10,21 | BSS138BKW | 89 | BUK768R1-40E | 79 | BUK7S0R7-40H | 12,79 |
| BCV29 | 24 | BCX55 | 21 | BSS138P | 89 | BUK768R3-60E | 81 | BUK7S0R9-40H | 12,79 |
| BCV46 | 24 | BCX55-10 | 21 | BSS138PS | 89 | BUK769R6-80E | 83 | BUK7S1R0-40H | 12,79 |
| BCV47 | 24 | BCX55-16 | 21 | BSS138PW | 89 | BUK78150-55A/CU | 82 | BUK7S1R5-40H | 12,79 |
| BCV48 | 24 | BCX55T/-10T/-16T | 10,21 | BSS63 | 18 | BUK7880-55A/CU | 82 | BUK7Y113-100E | 84 |
| BCV49 | 24 | BCX56 | 21 | BSS84AK | 89 | BUK7D25-40E | 87 | BUK7Y12-100E | 84 |
| BCV61 | 25 | BCX56-10 | 21 | BSS84AKM | 89 | BUK7E1R8-40E | 79 | BUK7Y12-40E | 79 |
| BCV61A | 25 | BCX56-16 | 21 | BSS84AKMB | 98 | BUK7E1R9-40E | 79 | BUK7Y14-80E | 83 |
| BCV61B | 25 | BCX56T/-10T/-16T | 10,21 | BSS84AKS | 107 | BUK7E2R6-60E | 81 | BUK7Y15-100E | 84 |
| BCV61C | 25 | BCX70G | 18 | BSS84AKW | 89 | BUK7E3R5-60E | 81 | BUK7Y15-60E | 82 |
| BCV62 | 25 | BCX70H | 18 | BST39 | 22 | BUK7E4R6-60E | 81 | BUK7Y153-100E | 84 |
| BCV62A | 25 | BCX70J | 18 | BST50 | 24 | BUK7E8R3-40E | 79 | BUK7Y19-100E | 84 |
| BCV62B | 25 | BCX70K | 18 | BST51 | 24 | BUK7J1R0-40H | 79 | BUK7Y1R4-40H | 79 |
| BCV62C | 25 | BCX71H | 18 | BST52 | 24 | BUK7J1R4-40H | 79 | BUK7Y1R7-40H | 79 |
| BCV63 | 24 | BCX71J | 18 | BST60 | 24 | BUK7K12-60E | 82 | BUK7Y20-30B | 78 |
| BCV63B | 24 | BCX71K | 18 | BST61 | 24 | BUK7K13-60E | 82 | BUK7Y21-40E | 79 |
| BCV64B | 24 | BF550 | 26 | BST62 | 24 | BUK7K134-100E | 85 | BUK7Y22-100E | 84 |
| BCV65 | 26 | BF570 | 26 | BUK6D120-40E | 87 | BUK7K15-80E | 83 | BUK7Y25-60E | 82 |
| BCV71 | 18 | BF620 | 22 | BUK6D120-60P | 87 | BUK7K17-60E | 82 | BUK7Y25-80E | 83 |
| BCV72 | 18 | BF621 | 22 | BUK6D125-60E | 87 | BUK7K17-80E | 83 | BUK7Y29-40E | 79 |
| BCW29 | 18 | BF622 | 22 | BUK6D210-60E | 12,87 | BUK7K18-40E | 80 | BUK7Y2R0-40H | 79 |
| BCW30 | 18 | BF623 | 22 | BUK6D22-30E | 12,87 | BUK7K23-80E | 83 | BUK7Y2R5-40H | 79 |
| BCW31 | 18 | BF720 | 22 | BUK6D23-40E | 87 | BUK7K25-40E | 80 | BUK7Y38-100E | 84 |
| BCW32 | 18 | BF722 | 22 | BUK6D230-80E | 87 | BUK7K29-100E | 85 | BUK7Y3R0-40H | 79 |
| BCW33 | 18 | BF723 | 22 | BUK6D30-40E | 12,87 | BUK7K32-100E | 85 | BUK7Y3R5-40E | 79 |
| BCW60B | 18 | BF820 | 22 | BUK6D335-100E | 87 | BUK7K35-60E | 82 | BUK7Y3R5-40H | 79 |
| BCW60C | 18 | BF820W | 22 | BUK6D38-30E | 12,87 | BUK7K45-100E | 85 | BUK7Y41-80E | 83 |
| BCW60D | 18 | BF821 | 22 | BUK6D43-40P | 87 | BUK7K52-60E | 82 | BUK7Y43-60E | 82 |
| BCW61B | 18 | BF822 | 22 | BUK6D56-60E | 12,87 | BUK7K5R1-30E | 78 | BUK7Y4R4-40E | 79 |
| BCW61C | 18 | BF823 | 22 | BUK6D72-30E | 12,87 | BUK7K5R6-30E | 78 | BUK7Y4R8-60E | 82 |
| BCW61D | 18 | BF824 | 26 | BUK6Y19-30P | 12,85 | BUK7K6R2-40E | 80 | BUK7Y59-60E | 82 |
| BCW66F | 18 | BF824W | 26 | BUK6Y33-60P | 12,85 | BUK7K6R8-40E | 80 | BUK7Y65-100E | 84 |
| BCW66G | 18 | BF840 | 26 | BUK6Y61-60P | 12,85 | BUK7K89-100E | 85 | BUK7Y6R0-60E | 82 |
| BCW66H | 18 | BFS19 | 26 | BUK753R1-40E | 79 | BUK7K8R7-40E | 80 | BUK7Y72-80E | 83 |
| BCW68F | 19 | BFS20 | 26 | BUK755R4-100E | 84 | BUK7M10-40E | 80 | BUK7Y7R2-60E | 82 |
| BCW68G | 19 | BFS20W | 26 | BUK758R3-40E | 79 | BUK7M11-40H | 12,80 | BUK7Y7R6-40E | 79 |
| BCW68H | 19 | BSH111BK | 103 | BUK7610-55AL | 81 | BUK7M12-40E | 80 | BUK7Y7R8-80E | 83 |
| BCW69 | 18 | BSH205G2 | 105 | BUK7613-100E | 84 | BUK7M12-60E | 82 | BUK7Y8R7-60E | 82 |
| BCW70 | 18 | BSN20BK | 103 | BUK7613-60E | 81 | BUK7M15-40H | 12,80 | BUK7Y98-80E | 83 |
| BCW71 | 18 | BSP19 | 22 | BUK7613-75B | 83 | BUK7M15-60E | 82 | BUK7Y9R9-80E | 83 |
| BCW72 | 18 | BSP31 | 21 | BUK761R6-40E | 79 | BUK7M17-80E | 83 | BUK954R8-60E | 81 |
| BCW89 | 18 | BSP32 | 21 | BUK761R7-40E | 79 | BUK7M19-60E | 82 | BUK9611-80E | 83 |
| BCX17 | 18 | BSP41 | 21 | BUK7620-55A | 81 | BUK7M20-40H | 12,80 | BUK9614-60E | 81 |
| BCX18 | 18 | BSP43 | 21 | BUK762R0-40E | 79 | BUK7M21-40E | 80 | BUK9615-100E | 84 |
| BCX19 | 18 | BSP50 | 24 | BUK762R4-60E | 81 | BUK7M22-80E | 83 | BUK9616-75B | 83 |
| BCX51 | 21 | BSP51 | 24 | BUK762R6-40E | 79 | BUK7M27-80E | 83 | BUK961R6-40E | 79 |
| BCX51-10 | 21 | BSP52 | 24 | BUK762R6-60E | 81 | BUK7M33-60E | 82 | BUK9620-55A | 81 |
| BCX51-16 | 21 | BSP60 | 24 | BUK7631-100E | 84 | BUK7M3R3-40H | 12,80 | BUK9624-55A | 81 |
| BCX51T/-10T/-16T | 10,21 | BSP61 | 24 | BUK7635-55A | 81 | BUK7M42-60E | 82 | BUK962R5-60E | 81 |
| BCX52 | 21 | BSP62 | 24 | BUK763R1-60E | 81 | BUK7M45-40E | 80 | BUK962R6-40E | 79 |
| BCX52-10 | 21 | BSR14 | 20 | BUK763R8-80E | 83 | BUK7M4R3-40H | 12,80 | BUK962R8-60E | 81 |
| BCX52-16 | 21 | BSR16 | 20 | BUK763R9-60E | 81 | BUK7M5R0-40H | 12,80 | BUK9635-55A | 81 |
| BCX52T/-10T/-16T | 10,21 | BSR19A | 22 | BUK764R0-40E | 79 | BUK7M67-60E | 82 | BUK9637-100E | 84 |
| BCX53 | 21 | BSR30 | 21 | BUK764R2-80E | 83 | BUK7M6R0-40H | 12,80 | BUK963R1-40E | 79 |
| BCX53-10 | 21 | BSR33 | 21 | BUK764R4-60E | 81 | BUK7M6R3-40E | 80 | BUK963R3-60E | 81 |
| BCX53-16 | 21 | BSR41 | 21 | BUK765R0-100E | 84 | BUK7M6R7-40H | 12,80 | BUK964R1-40E | 79 |
| BCX53T/-10T/-16T | 10,21 | BSR43 | 21 | BUK765R3-40E | 79 | BUK7M8R0-40Ex | 80 | BUK964R2-60E | 81 |

| Type number | Page Number | Type number | Page Number | Type number | Page Number | Type number | Page Number | Type number | Page Number |
|------------------|-------------|---------------|-------------|----------------|-------------|------------------|-------------|-----------------|-------------|
| BUK964R2-80E | 83 | BUK9M5R0-40H | 12,82 | BZX384 series | 44 | HEF4051B | 149 | MJD44H11 | 10,22 |
| BUK964R7-80E | 83 | BUK9M5R2-30E | 78 | BZX585 series | 44 | HEF4051B-Q100 | 112 | MJD44H11A | 10,22 |
| BUK964R8-60E | 81 | BUK9M6R0-40H | 12,80 | BZX79 series | 44 | HEF4052B | 149 | MJD45H11 | 10,22 |
| BUK965R4-40E | 79 | BUK9M6R6-30E | 78 | BZX84 series | 44 | HEF4052B-Q100 | 112 | MJD45H11A | 10,22 |
| BUK965R8-100E | 84 | BUK9M6R7-40H | 12,80 | BZX84J series | 44 | HEF4053B | 149 | MMBT2222A | 20 |
| BUK966R5-60E | 81 | BUK9M7R2-40E | 80 | BZX884 series | 44 | HEF4053B-Q100 | 112 | MMBT3904 | 20 |
| BUK9675-100A | 84 | BUK9M85-60E | 82 | CBT16210 | 44 | HEF4060B | 159 | MMBT3906 | 20 |
| BUK9675-55A | 81 | BUK9M8R5-40H | 12,80 | CBT3125 | 150 | HEF4060B-Q100 | 115 | MMBZ10VAL | 64 |
| BUK969R0-60E | 81 | BUK9M9R1-40E | 80 | CBT3244A | 150 | HEF4066B | 149 | MMBZ12VAL | 64 |
| BUK969R3-100E | 84 | BUK9M9R5-40H | 12,80 | CBT3245A | 150 | HEF4066B-Q100 | 112 | MMBZ12VDL | 64 |
| BUK98150-55A/CU | 82 | BUK9Y07-30B | 78 | CBT3245A-Q100 | 116 | HEF4067B | 149 | MMBZ15VAL | 64 |
| BUK98180-100A/CU | 85 | BUK9Y107-80E | 83 | CBT3251 | 150 | HEF4067B-Q100 | 112 | MMBZ15VDL | 64 |
| BUK9832-55A/CU | 82 | BUK9Y11-80E | 83 | CBT3253 | 150 | HEF4069UB | 141 | MMBZ16VAL | 64 |
| BUK9875-100A/CU | 85 | BUK9Y113-100E | 84 | CBT3253A | 150 | HEF4069UB-Q100 | 114 | MMBZ16VTAL | 64 |
| BUK9880-55A/CU | 82 | BUK9Y12-100E | 84 | CBT3257A | 150 | HEF4070B | 162 | MMBZ18VAL | 64 |
| BUK9D23-40E | 86 | BUK9Y12-40E | 79 | CBT3306 | 150 | HEF4070B-Q100 | 121 | MMBZ18VCL | 64 |
| BUK9J0R9-40H | 79 | BUK9Y14-80E | 83 | CBT3306-Q100 | 127 | HEF4071B | 165 | MMBZ20VAL | 64 |
| BUK9K12-60E | 82 | BUK9Y15-100E | 84 | CBT3861 | 150 | HEF4073B | 160 | MMBZ20VCL | 64 |
| BUK9K13-60E | 82 | BUK9Y153-100E | 84 | CBTD16210 | 150 | HEF4077 | 162 | MMBZ27VAL | 64 |
| BUK9K134-100E | 85 | BUK9Y19-100E | 84 | CBTD3306 | 150 | HEF4081B | 160 | MMBZ27VCL | 64 |
| BUK9K18-40E | 80 | BUK9Y1R3-40H | 79 | CBTD3384 | 150 | HEF4081B-Q100 | 121 | MMBZ33VAL | 64 |
| BUK9K20-80E | 83 | BUK9Y1R6-40H | 79 | CBTD3861 | 150 | HEF4082B | 160 | MMBZ33VCL | 64 |
| BUK9K22-80E | 83 | BUK9Y1R9-40H | 79 | HEF4000 | 167 | HEF4082B-Q100 | 121 | MMBZ5V6AL | 64 |
| BUK9K25-40E | 80 | BUK9Y21-40E | 79 | HEF4001B | 164 | HEF4093B | 163 | MMBZ6V2AL | 64 |
| BUK9K29-100E | 85 | BUK9Y22-100E | 84 | HEF4001B-Q100 | 121 | HEF4094B-Q100 | 125 | MMBZ6V8AL | 64 |
| BUK9K30-80E | 83 | BUK9Y22-30B | 78 | HEF4002B | 164 | HEF4104B | 148 | MMBZ9V1AL | 64 |
| BUK9K32-100E | 85 | BUK9Y25-60E | 82 | HEF4007UB | 161 | HEF4104B-Q100 | 122 | NCR401T | 23 |
| BUK9K35-60E | 82 | BUK9Y25-80E | 83 | HEF40098B | 141 | HEF4518B | 159 | NCR401U | 23 |
| BUK9K45-100E | 85 | BUK9Y29-40E | 79 | HEF40106B | 144 | HEF4520B | 159 | NCR402T | 23 |
| BUK9K52-60E | 82 | BUK9Y2R4-40H | 79 | HEF40106B-Q100 | 123 | HEF4520B-Q100 | 115 | NCR402U | 23 |
| BUK9K5R1-30E | 78 | BUK9Y2R8-40H | 79 | HEF4011B | 163 | HEF4521B | 159 | NCR405U | 23 |
| BUK9K5R6-30E | 78 | BUK9Y38-100E | 84 | HEF4011B-Q100 | 121 | HEF4528B | 122 | NMB2227A | 20 |
| BUK9K6R2-40E | 80 | BUK9Y3R0-40E | 79 | HEF4013B | 157 | HEF4528B-Q100 | 159 | NPIC6C4894 | 153 |
| BUK9K6R8-40E | 80 | BUK9Y3R5-40E | 79 | HEF4013B-Q100 | 119 | HEF4538B | 159 | NPIC6C4894-Q100 | 125 |
| BUK9K89-100E | 85 | BUK9Y41-80E | 83 | HEF4014B-Q100 | 125 | HEF4538B-Q100 | 122 | NPIC6C595 | 153 |
| BUK9K8R7-40E | 80 | BUK9Y43-60E | 82 | HEF4016B | 149 | HEF4541B | 159 | NPIC6C595-Q100 | 125 |
| BUK9M10-30E | 78 | BUK9Y4R4-40E | 79 | HEF40175B | 157 | HEF4541B-Q100 | 115 | NPIC6C596 | 153 |
| BUK9M11-40E | 80 | BUK9Y4R8-60E | 82 | HEF4017B | 159 | HEF4543B | 151 | NPIC6C596-Q100 | 125 |
| BUK9M11-40H | 12,80 | BUK9Y59-60E | 82 | HEF4017B-Q100 | 115 | HEF4555B | 151 | NPIC6C596A | 153 |
| BUK9M12-60E | 82 | BUK9Y65-100E | 84 | HEF4020B | 159 | HEF4555B-Q100 | 116 | NPIC6C596A-Q100 | 125 |
| BUK9M120-100E | 85 | BUK9Y6R0-60E | 82 | HEF4020B-Q100 | 115 | HEF4794B | 153 | NUP1301 | 68 |
| BUK9M14-40E | 80 | BUK9Y72-80E | 83 | HEF4021B-Q100 | 115 | HEF4794B-Q100 | 125 | NUP1301QA | 68 |
| BUK9M15-40H | 12,80 | BUK9Y7R2-60E | 82 | HEF40244B | 141 | HEF4894B | 153 | NUP1301U | 68 |
| BUK9M15-60E | 82 | BUK9Y7R6-40E | 79 | HEF4024B | 159 | HEF4894B-Q100 | 125 | NX138AK | 103 |
| BUK9M156-100E | 85 | BUK9Y8R5-80E | 83 | HEF4027B | 157 | IP3319CX6 | 73,174 | NX138AKS | 107 |
| BUK9M17-30E | 78 | BUK9Y8R7-60E | 82 | HEF4027B-Q100 | 119 | IP4220CZ6 | 68 | NX138BK | 103 |
| BUK9M19-60E | 82 | BZA408B | 72 | HEF4028B | 151 | IP4251CZ16-8-TTL | 73 | NX138BKS | 107 |
| BUK9M20-40H | 12,80 | BZA420A | 72 | HEF4030 | 162 | IP4252CZ16-8-TTL | 73 | NX138BKW | 103 |
| BUK9M23-80E | 83 | BZA456A | 72 | HEF4030B-Q100 | 121 | IP4252CZ8-4-TTL | 73 | NX2301P | 87,105 |
| BUK9M24-40E | 80 | BZA856A | 72 | HEF40373B | 162 | IP4254CZ16-8-TTL | 73 | NX3008CBKS | 88,106 |
| BUK9M24-60E | 82 | BZB100A | 44 | HEF4040B | 159 | IP4254CZ8-4-TTL | 73 | NX3008NBK | 89,103 |
| BUK9M28-80E | 83 | BZB784 series | 44 | HEF4040B-Q100 | 115 | IP4283CZ10-TBR | 68 | NX3008NBKS | 89 |
| BUK9M34-100E | 85 | BZB84 series | 44 | HEF4043B | 159 | IP4294CZ10-TBR | 68 | NX3008NBKW | 89 |
| BUK9M35-80E | 83 | BZT52 series | 44 | HEF4043B-Q100 | 115 | LSF0108 | 15,148 | NX3008PBK | 89 |
| BUK9M3R3-40H | 12,80 | BZT52H series | 44 | HEF4046B | 159 | LSF0108BQ-Q100 | 14,122 | NX3008PBKS | 89 |
| BUK9M42-60E | 82 | BZV49 series | 44 | HEF4047B | 159 | LSF0108PW-Q100 | 14,122 | NX3008PBKW | 89 |
| BUK9M43-100E | 85 | BZV55 series | 44 | HEF4049B | 141 | MJD31C | 10,22 | NX3020NAK | 103 |
| BUK9M4R3-40H | 12,80 | BZV85 series | 44 | HEF4049B-Q100 | 114 | MJD31CA | 10,22 | NX3020NAKS | 107 |
| BUK9M52-40E | 80 | BZV90 series | 44 | HEF4050B | 141 | MJD32C | 10,22 | NX3020NAKW | 103 |
| BUK9M53-60E | 80 | BZX100A | 44 | HEF4050B-Q100 | 114 | MJD32CA | 22 | NX7002AK | 103 |

Index

| Type number | Page Number | Type number | Page Number | Type number | Page Number | Type number | Page Number | Type number | Page Number |
|----------------|-------------|-------------|-------------|---------------|-------------|--------------|-------------|--------------|-------------|
| NX7002AKS | 107 | PBLS4002D | 32 | PBSS305PZ | 29 | PBSS4260PANS | 31 | PBSS5350Z | 29 |
| NX7002AKW | 103 | PBLS4002Y | 32 | PBSS306NX | 27 | PBSS4260QA | 28 | PBSS5360PAS | 29 |
| NX7002BK | 103 | PBLS4003D | 32 | PBSS306NZ | 27 | PBSS4320T | 28 | PBSS5360X | 29 |
| NX7002BKH | 98 | PBLS4003Y | 32 | PBSS306PX | 29 | PBSS4320X | 27 | PBSS5360Z | 29 |
| NX7002BKM | 98,103 | PBLS4004D | 32 | PBSS306PZ | 29 | PBSS4330PA | 27 | PBSS5480X | 29 |
| NX7002BKMB | 98,103 | PBLS4004Y | 32 | PBSS3515M | 30 | PBSS4330PAS | 27 | PBSS5520X | 29 |
| NX7002BKS | 107 | PBLS4005D | 32 | PBSS3515MB | 30 | PBSS4330X | 27 | PBSS5540X | 29 |
| NX7002BKW | 103 | PBLS4005Y | 32 | PBSS3540M | 30 | PBSS4350D | 27 | PBSS5540Z | 29 |
| NX7002BKXB | 99,107 | PBLS6001D | 32 | PBSS3540MB | 30 | PBSS4350T | 28 | PBSS5560PA | 29 |
| NXB0104 | 15,148 | PBLS6002D | 32 | PBSS4021NT | 28 | PBSS4350X | 27 | PBSS5580PA | 29 |
| NXB0104GU-Q100 | 14,122 | PBLS6003D | 32 | PBSS4021NX | 27 | PBSS4350Z | 27 | PBSS5612PA | 29 |
| NXP3875G | 18 | PBLS6004D | 32 | PBSS4021NZ | 27 | PBSS4360PAS | 27 | PBSS5620PA | 29 |
| NXP3875Y | 18 | PBLS6005D | 32 | PBSS4021PT | 30 | PBSS4360X | 27 | PBSS5630PA | 29 |
| NXS0104 | 15,148 | PBLS6021D | 32 | PBSS4021PX | 29 | PBSS4360Z | 27 | PBSS8110D | 29 |
| NXS0104GU-Q100 | 14,122 | PBLS6022D | 32 | PBSS4021PZ | 29 | PBSS4480X | 27 | PBSS8110T | 27 |
| NZH series | 44 | PBLS6023D | 32 | PBSS4032ND 3) | 27 | PBSS4520X | 27 | PBSS8110X | 28 |
| NZX series | 44 | PBLS6024D | 32 | PBSS4032NT 3) | 28 | PBSS4540X | 27 | PBSS8110Y | 27 |
| PBHV2160Z | 33 | PBRN113ET | 33 | PBSS4032NX 3) | 27 | PBSS4540Z | 27 | PBSS8110Z | 28 |
| PBHV3160Z | 33 | PBRN113ZT | 33 | PBSS4032NZ 3) | 27 | PBSS4560PA | 27 | PBSS8510PA | 27 |
| PBHV8115T | 33 | PBRN123ET | 33 | PBSS4032PD 3) | 29 | PBSS4580PA | 27 | PBSS9110D | 27 |
| PBHV8115TLH | 33 | PBRN123YT | 33 | PBSS4032PT | 30 | PBSS4612PA | 27 | PBSS9110T | 29 |
| PBHV8115X | 33 | PBRP113ET | 33 | PBSS4032PX 3) | 29 | PBSS4620PA | 27 | PBSS9110X | 30 |
| PBHV8115Z | 33 | PBRP113ZT | 33 | PBSS4032PZ 3) | 29 | PBSS4630PA | 27 | PBSS9110Y | 29 |
| PBHV8118T | 33 | PBRP123ET | 33 | PBSS4041NT | 28 | PBSS5112PAP | 31 | PBSS9110Z | 30 |
| PBHV8140Z | 33 | PBRP123YT | 33 | PBSS4041NX | 27 | PBSS5120T | 30 | PBSS9410PA | 29 |
| PBHV8215Z | 33 | PBSM5240PF | 34 | PBSS4041NZ | 27 | PBSS5130PAP | 31 | PCMF1HDMI2S | 29 |
| PBHV8515QA | 33 | PBSM5240PFH | 34 | PBSS4041PT | 30 | PBSS5130QA | 30 | PCMF1USB3B/C | 73,174 |
| PBHV8540T | 33 | PBSS2515M | 28 | PBSS4041PX | 29 | PBSS5130T | 30 | PCMF1USB3S | 73 |
| PBHV8540X | 33 | PBSS2515MB | 28 | PBSS4041PZ | 29 | PBSS5140T | 30 | PCMF2HDMI2S | 73,174 |
| PBHV8540Z | 33 | PBSS2540M | 28 | PBSS4112PAN | 31 | PBSS5140U | 30 | PCMF2USB3B/C | 73,174 |
| PBHV8560Z | 33 | PBSS2540MB | 28 | PBSS4112PANP | 31 | PBSS5160DS | 31 | PCMF2USB3S | 73 |
| PBHV9040T | 33 | PBSS301ND | 27 | PBSS4120T | 28 | PBSS5160PAP | 31 | PCMF3HDMI2S | 73,174 |
| PBHV9040X | 33 | PBSS301NX | 27 | PBSS4130PAN | 31 | PBSS5160PAPS | 31 | PCMF3USB3B/C | 73,174 |
| PBHV9040Z | 33 | PBSS301NZ | 27 | PBSS4130PANP | 31 | PBSS5160QA | 30 | PCMF3USB3S | 73 |
| PBHV9050T | 33 | PBSS301PD | 29 | PBSS4130QA | 28 | PBSS5160T | 30 | PDI1284P11 | 73,175 |
| PBHV9050Z | 33 | PBSS301PX | 29 | PBSS4130T | 28 | PBSS5160U | 30 | PDTA113EM | 141 |
| PBHV9115T | 33 | PBSS301PZ | 29 | PBSS4140DPN | 31 | PBSS5220PAPS | 31 | PDTA113EMB | 36 |
| PBHV9115TLH | 33 | PBSS302ND | 27 | PBSS4140T | 28 | PBSS5220T | 30 | PDTA113ET | 36 |
| PBHV9115X | 33 | PBSS302NX | 27 | PBSS4160DPN | 31 | PBSS5230PAP | 31 | PDTA113EU | 35 |
| PBHV9115Z | 33 | PBSS302NZ | 27 | PBSS4160DS | 31 | PBSS5230QA | 30 | PDTA113ZM | 35 |
| PBHV9215Z | 33 | PBSS302PD | 29 | PBSS4160PAN | 31 | PBSS5230T | 30 | PDTA113ZMB | 36 |
| PBHV9414Z | 33 | PBSS302PX | 29 | PBSS4160PANP | 31 | PBSS5240T | 30 | PDTA113ZT | 36 |
| PBHV9515QA | 33 | PBSS302PZ | 29 | PBSS4160PANPS | 31 | PBSS5240X | 29 | PDTA113ZU | 35 |
| PBHV9540X | 33 | PBSS303ND | 27 | PBSS4160PANS | 31 | PBSS5240Y | 30 | PDTA114EM | 36 |
| PBHV9540Z | 33 | PBSS303NX | 27 | PBSS4160QA | 28 | PBSS5250T | 30 | PDTA114EMB | 36 |
| PBHV9560Z | 33 | PBSS303NZ | 27 | PBSS4160T | 28 | PBSS5250TH | 30 | PDTA114EQA | 36 |
| PBLS1501Y | 32 | PBSS303PD | 29 | PBSS4160X | 27 | PBSS5250X | 29 | PDTA114ET | 35 |
| PBLS1502Y | 32 | PBSS303PX | 29 | PBSS4220PANS | 31 | PBSS5260PAP | 31 | PDTA114EU | 35 |
| PBLS1503Y | 32 | PBSS303PZ | 29 | PBSS4230PAN | 31 | PBSS5260PAPS | 31 | PDTA114TM | 36 |
| PBLS1504Y | 32 | PBSS304ND | 27 | PBSS4230PANP | 31 | PBSS5260QA | 30 | PDTA114TMB | 36 |
| PBLS2001D | 32 | PBSS304NX | 27 | PBSS4230QA | 28 | PBSS5320D | 29 | PDTA114TT | 35 |
| PBLS2002D | 32 | PBSS304NZ | 27 | PBSS4230T | 28 | PBSS5320T | 30 | PDTA114TU | 35 |
| PBLS2003D | 32 | PBSS304PD | 29 | PBSS4240DPN | 31 | PBSS5320X | 29 | PDTA114YM | 36 |
| PBLS2004D | 32 | PBSS304PX | 29 | PBSS4240T | 28 | PBSS5330PA | 29 | PDTA114YMB | 36 |
| PBLS2021D | 32 | PBSS304PZ | 29 | PBSS4240X | 27 | PBSS5330PAS | 29 | PDTA114YQA | 36 |
| PBLS2022D | 32 | PBSS305ND | 27 | PBSS4240Y | 28 | PBSS5330X | 29 | PDTA114YT | 35 |
| PBLS2023D | 32 | PBSS305NX | 27 | PBSS4250X | 27 | PBSS5350D | 29 | PDTA114YU | 35 |
| PBLS2024D | 32 | PBSS305NZ | 27 | PBSS4260PAN | 31 | PBSS5350T | 30 | PDTA115EM | 36 |
| PBLS4001D | 32 | PBSS305PD | 29 | PBSS4260PANP | 31 | PBSS5350TH | 30 | PDTA115EMB | 36 |
| PBLS4001Y | 32 | PBSS305PX | 29 | PBSS4260PANPS | 31 | PBSS5350X | 29 | PDTA115ET | 35 |

| Type number | Page Number | Type number | Page Number | Type number | Page Number | Type number | Page Number | Type number | Page Number |
|-------------|-------------|-------------|-------------|-------------|-------------|---------------|-------------|---------------|-------------|
| PDTA115EU | 35 | PDTA144TT | 35 | PDTC123JU | 35 | PDTD113EU | 37 | PESD24VS2UAT | 71 |
| PDTA115TM | 36 | PDTA144TU | 35 | PDTC123TM | 36 | PDTD113ZQA | 37 | PESD24VS2UT | 71 |
| PDTA115TMB | 36 | PDTA144VM | 36 | PDTC123TMB | 36 | PDTD113ZT | 37 | PESD24VS4UD | 72 |
| PDTA115TT | 35 | PDTA144VMB | 36 | PDTC123TT | 35 | PDTD113ZU | 37 | PESD24VS5UD | 72 |
| PDTA115TU | 35 | PDTA144VT | 35 | PDTC123TU | 35 | PDTD114EQA | 37 | PESD24VU1UT | 67 |
| PDTA123EM | 36 | PDTA144VU | 35 | PDTC123YM | 36 | PDTD114ET | 37 | PESD24VV1BA | 11,70 |
| PDTA123EMB | 36 | PDTA144WMM | 36 | PDTC123YMB | 36 | PDTD114EU | 37 | PESD24VV1BA | 11,70 |
| PDTA123ET | 35 | PDTA144WMB | 36 | PDTC123YT | 35 | PDTD123EQA | 37 | PESD24VV2BT | 11,72 |
| PDTA123EU | 35 | PDTA144WT | 35 | PDTC123YU | 35 | PDTD123ET | 37 | PESD27VV1BA | 11,70 |
| PDTA123JM | 36 | PDTA144WU | 35 | PDTC124EM | 36 | PDTD123EU | 37 | PESD27VV2BT | 11,72 |
| PDTA123JMB | 36 | PDTB113ET | 37 | PDTC124EMB | 36 | PDTD123TT | 37 | PESD2CAN | 62 |
| PDTA123JT | 35 | PDTB113EU | 37 | PDTC124EQA | 36 | PDTD123YQA | 37 | PESD2ETH-AD | 62 |
| PDTA123JU | 35 | PDTB113ZQA | 37 | PDTC124ET | 35 | PDTD123YT | 37 | PESD2ETH-AX | 62 |
| PDTA123TM | 36 | PDTB113ZT | 37 | PDTC124EU | 35 | PDTD123YU | 37 | PESD2ETH-D | 62 |
| PDTA123TMB | 36 | PDTB113ZU | 37 | PDTC124TM | 36 | PDTD143EQA | 37 | PESD2ETH-X | 62 |
| PDTA123TT | 35 | PDTB114EQA | 37 | PDTC124TMB | 36 | PDTD143ET | 37 | PESD2IVN24-T | 62 |
| PDTA123TU | 35 | PDTB114ET | 37 | PDTC124TT | 35 | PDTD143EU | 37 | PESD2IVN24-U | 62 |
| PDTA123YM | 36 | PDTB114EU | 37 | PDTC124TU | 35 | PDTD143XQA | 37 | PESD2IVN27-T | 62 |
| PDTA123YMB | 36 | PDTB123EQA | 37 | PDTC124XM | 36 | PDTD143XT | 37 | PESD2IVN27-U | 62 |
| PDTA123YT | 35 | PDTB123ET | 37 | PDTC124XMB | 36 | PDTD143XU | 37 | PESD2USB3B | 73,174 |
| PDTA123YU | 35 | PDTB123EU | 37 | PDTC124XT | 35 | PDZ-B series | 44 | PESD2USB3S | 73,174 |
| PDTA124EM | 36 | PDTB123TT | 37 | PDTC124XU | 35 | PDZ-GW series | 44 | PESD2V0Y1BSF | 67 |
| PDTA124EMB | 36 | PDTB123YQA | 37 | PDTC143EM | 36 | PESD12VA-SF | 11,70 | PESD2V5Y1BSF | 67 |
| PDTA124EQA | 36 | PDTB123YT | 37 | PDTC143EMB | 36 | PESD12VL1BA | 70 | PESD2V8R1BSF | 11,67 |
| PDTA124ET | 35 | PDTB123YU | 37 | PDTC143EQA | 36 | PESD12VL2BT | 71 | PESD30VF1BL | 63,67 |
| PDTA124EU | 35 | PDTB143EQA | 37 | PDTC143ET | 35 | PESD12VS1UA | 70 | PESD32VL1BA | 11,70 |
| PDTA124TM | 36 | PDTB143ET | 37 | PDTC143EU | 35 | PESD12VS1UB | 69 | PESD36VL1BA | 11,70 |
| PDTA124TMB | 36 | PDTB143EU | 37 | PDTC143TM | 36 | PESD12VS1UJ | 70 | PESD36VS1UJ | 70 |
| PDTA124TT | 35 | PDTB143XQA | 37 | PDTC143TMB | 36 | PESD12VS1UL | 69 | PESD36VS1UL | 69 |
| PDTA124TU | 35 | PDTB143XT | 37 | PDTC143TT | 35 | PESD12VS1ULD | 69 | PESD36VS2UT | 71 |
| PDTA124XM | 36 | PDTB143XU | 37 | PDTC143TU | 35 | PESD12VS2UT | 71 | PESD3USB3B | 73,175 |
| PDTA124XMB | 36 | PDTC114EM | 36 | PDTC143XM | 36 | PESD12VU1UT | 67 | PESD3USB3S | 73,175 |
| PDTA124XT | 35 | PDTC114EMB | 36 | PDTC143XMB | 36 | PESD12VV1BL | 71 | PESD3V3C1BSF | 67 |
| PDTA124XU | 35 | PDTC114EQA | 36 | PDTC143XQA | 36 | PESD15VL1BA | 70 | PESD3V3L1BA | 70 |
| PDTA143EM | 36 | PDTC114ET | 36 | PDTC143XT | 35 | PESD15VL2BT | 72 | PESD3V3L1UB | 69 |
| PDTA143EMB | 36 | PDTC114EU | 35 | PDTC143XU | 35 | PESD15VS1UB | 69 | PESD3V3L1UL | 69 |
| PDTA143EQA | 36 | PDTC114TM | 36 | PDTC143ZM | 36 | PESD15VS1UL | 69 | PESD3V3L2BT | 71 |
| PDTA143ET | 35 | PDTC114TMB | 36 | PDTC143ZMB | 36 | PESD15VS1ULD | 69 | PESD3V3L2UM | 71 |
| PDTA143EU | 35 | PDTC114TT | 35 | PDTC143ZQA | 36 | PESD15VS2UAT | 71 | PESD3V3L4BHC | 11,72 |
| PDTA143TM | 35 | PDTC114TU | 35 | PDTC143ZT | 35 | PESD15VS2UT | 71 | PESD3V3L4UF | 72 |
| PDTA143TMB | 36 | PDTC114YM | 36 | PDTC143ZU | 35 | PESD15VU1UT | 67 | PESD3V3L4UG | 72 |
| PDTA143TT | 35 | PDTC114YMB | 36 | PDTC144EM | 36 | PESD16VV1BSF | 70 | PESD3V3L5UF | 72 |
| PDTA143TU | 35 | PDTC114YQA | 36 | PDTC144EMB | 36 | PESD16VX1UL | 67 | PESD3V3L5UY | 72 |
| PDTA143XM | 36 | PDTC114YT | 35 | PDTC144EQA | 36 | PESD18VF1BL | 63 | PESD3V3S1BL | 70 |
| PDTA143XMB | 36 | PDTC114YU | 35 | PDTC144ET | 35 | PESD18VV1BBSF | 70 | PESD3V3S1UB | 69 |
| PDTA143XQA | 36 | PDTC115EM | 36 | PDTC144EU | 35 | PESD1CAN | 62 | PESD3V3S1UL | 69 |
| PDTA143XT | 35 | PDTC115EMB | 36 | PDTC144TM | 36 | PESD1FLEX | 62 | PESD3V3S2UAT | 71 |
| PDTA143XU | 35 | PDTC115ET | 35 | PDTC144TMB | 36 | PESD1IVN24-A | 62 | PESD3V3S2UT | 71 |
| PDTA143ZM | 36 | PDTC115EU | 35 | PDTC144TT | 35 | PESD1IVN27-A | 62 | PESD3V3S4UD | 72 |
| PDTA143ZMB | 36 | PDTC115TM | 36 | PDTC144TU | 35 | PESD1IVN27-U | 62 | PESD3V3S4UF | 72 |
| PDTA143ZQA | 36 | PDTC115TMB | 36 | PDTC144VM | 36 | PESD1LIN | 62 | PESD3V3S5UD | 72 |
| PDTA143ZT | 35 | PDTC115TT | 35 | PDTC144VMB | 36 | PESD1USB3B | 73,174 | PESD3V3T1BL | 70 |
| PDTA143ZU | 35 | PDTC115TU | 35 | PDTC144VT | 35 | PESD1USB3S | 73,174 | PESD3V3T1BLD | 71 |
| PDTA144EM | 36 | PDTC123EM | 36 | PDTC144VU | 35 | PESD24VF1BL | 63,67 | PESD3V3U1BCSF | 70 |
| PDTA144EMB | 36 | PDTC123EMB | 36 | PDTC144WM | 36 | PESD24VL1BA | 70 | PESD3V3U1UA | 70 |
| PDTA144EQA | 36 | PDTC123ET | 35 | PDTC144WMB | 36 | PESD24VL2BT | 72 | PESD3V3U1UB | 69 |
| PDTA144ET | 35 | PDTC123EU | 35 | PDTC144WT | 35 | PESD24VS1UA | 70 | PESD3V3U1UL | 69 |
| PDTA144EU | 35 | PDTC123JM | 36 | PDTC144WU | 35 | PESD24VS1UB | 69 | PESD3V3U1UT | 67 |
| PDTA144TM | 36 | PDTC123JMB | 36 | PDTD113EQA | 37 | PESD24VS1UL | 69 | PESD3V3V1BCSF | 70 |
| PDTA144TMB | 36 | PDTC123JT | 35 | PDTD113ET | 37 | PESD24VS1ULD | 69 | PESD3V3V1BL | 70 |

Index

| Type number | Page Number | Type number | Page Number | Type number | Page Number | Type number | Page Number | Type number | Page Number |
|---------------|-------------|---------------|-------------|-----------------|-------------|-----------------|---------------|-----------------|-------------|
| PESD3V3W1BCSF | 67 | PESD5V0U1UT | 67 | PHPT60603NY | 34 | PMBT6429 | 18 | PMEG060T060CLPE | 11,56 |
| PESD3V3X1BCSF | 67 | PESD5V0U2BM | 72 | PHPT60603PY | 34 | PMBTA06 | 18,19 | PMEG060T080CLPE | 11,56 |
| PESD3V3X1BL | 67 | PESD5V0U2BMB | 72 | PHPT60606NY | 34 | PMBTA13 | 24 | PMEG060T100CLPE | 11,56 |
| PESD3V3X4UHM | 68 | PESD5V0U2BT | 72 | PHPT60606PY | 34 | PMBTA14 | 24 | PMEG060V030EPD | 56 |
| PESD3V3Y1BSF | 67 | PESD5V0U4BF | 72 | PHPT60610NY | 34 | PMBTA42 | 22 | PMEG060V050EPD | 56 |
| PESD3V3Z1BCSF | 67 | PESD5V0U5BF | 72 | PHPT60610PY | 34 | PMBTA42DS | 22 | PMEG060V100EPD | 57 |
| PESD3V3Z1BSF | 67 | PESD5V0V1BA | 71 | PHPT61002NYC | 34 | PMBTA44 | 22 | PMEG10010ELR | 56 |
| PESD4V0W1BCSF | 67 | PESD5V0V1BB | 71 | PHPT61002NYCLH | 34 | PMBTA45 | 33 | PMEG10020AELP | 56 |
| PESD4V0Y1BSF | 67 | PESD5V0V1BCSF | 70 | PHPT61002PYC | 34 | PMBTA64 | 24 | PMEG10020AELR | 56 |
| PESD4V0Z1BCSF | 67 | PESD5V0V1BDSF | 70 | PHPT61002PYCLH | 34 | PMBTA92 | 22 | PMEG10020ELR | 56 |
| PESD4V0Z1BSF | 67 | PESD5V0V1BL | 70 | PHPT610030NK | 35 | PMC85XP | 100 | PMEG10030ELP | 56 |
| PESD5V0C1BSF | 67 | PESD5V0V1BLD | 63,71 | PHPT610030PK | 35 | PMCM4401UNE | 101,174 | PMEG100V060ELPD | 56 |
| PESD5V0C1USF | 67 | PESD5V0V1BSF | 70 | PHPT610035NK | 25,35 | PMCM4401UPE | 101,174 | PMEG100V080ELPD | 56 |
| PESD5V0F1BL | 62,67 | PESD5V0V2BM | 72 | PHPT610035PK | 25,35 | PMCM4401VNE | 101,174 | PMEG100V100ELPD | 57 |
| PESD5V0F1BLD | 63,67 | PESD5V0V2BMB | 72 | PHPT61003NY | 34 | PMCM4401VPE | 101,174 | PMEG1020EA | 58 |
| PESD5V0F1BRDL | 63,67 | PESD5V0X1BCAL | 67 | PHPT61003PY | 34 | PMCM4402UPE | 101,174 | PMEG1020EH | 58 |
| PESD5V0F1BRSF | 67 | PESD5V0X1BCL | 67 | PHPT61006NY | 34 | PMCM6501UNE | 101,174 | PMEG1020EJ | 58 |
| PESD5V0F1BSF | 67 | PESD5V0X1BCSF | 67 | PHPT61006PY | 34 | PMCM6501UPE | 174 | PMEG1030EH | 58 |
| PESD5V0F1USF | 67 | PESD5V0X1BL | 67 | PHPT61010NY | 34 | PMCM6501VNE | 101,174 | PMEG1030EJ | 58 |
| PESD5V0H1BSF | 67 | PESD5V0X1BT | 68 | PHPT61010PY | 34 | PMCM6501VPE | 101,174 | PMEG120G10ELR | 11,51 |
| PESD5V0H1BSN | 11,67 | PESD5V0X1UAB | 67 | PIMC31 | 37 | PMCM950ENE | 13,101,174 | PMEG120G20ELP | 11,51 |
| PESD5V0L1BA | 70 | PESD5V0X1UALD | 67 | PIMN31 | 37 | PMCPB5530X | 100,106 | PMEG120G20ELR | 11,51 |
| PESD5V0L1BSF | 70 | PESD5V0X1UB | 67 | PIMT1 | 19 | PM CXB1000UE | 99,106 | PMEG120G30ELP | 11,51 |
| PESD5V0L1UA | 70 | PESD5V0X1ULD | 67 | PIMZ2 | 19 | PM CXB900UE | 99,106 | PMEG150G10ELR | 11,51 |
| PESD5V0L1UB | 69 | PESD5V0X2UAM | 68 | PLVA600A series | 44 | PM CXB900UEL | 99 | PMEG150G20ELP | 11,51 |
| PESD5V0L1UL | 69 | PESD5V0X2UAMB | 68 | PMBD353 | 53 | PMD2001D | 26 | PMEG150G20ELR | 11,51 |
| PESD5V0L1ULD | 69 | PESD5V0X2UM | 68 | PMBD354 | 53 | PMD3001D | 26 | PMEG150G30ELP | 51 |
| PESD5V0L1USF | 69 | PESD5V0X2UMB | 68 | PMBS3904 | 20 | PMDPB30XN | 100 | PMEG2002AESF | 54 |
| PESD5V0L2BT | 71 | PESD5V2S2UT | 71 | PMBS3906 | 20 | PMDPB55XP | 100,107 | PMEG2002AESFB | 54 |
| PESD5V0L2UM | 71 | PESD5V5V1BCSN | 11,70 | PMBT2222 | 20 | PMDPB56XNEA | 87,89,100,107 | PMEG2002ESF | 54 |
| PESD5V0L2UMB | 71 | PESD5Z12 | 69 | PMBT2222A | 20 | PMDPB58UPE | 100,107 | PMEG2005AEA | 57 |
| PESD5V0L2UU | 71 | PESD5Z2.5 | 69 | PMBT2222AM | 20 | PMDPB70XP | 100,107 | PMEG2005AEL | 55 |
| PESD5V0L4UF | 72 | PESD5Z3.3 | 69 | PMBT2222AMB | 20 | PMDPB70XP | 100,107 | PMEG2005AELD | 55 |
| PESD5V0L4UG | 72 | PESD5Z5.0 | 69 | PMBT2222AQA | 20 | PMDPB70XPE | 100,107 | PMEG2005AESF | 54 |
| PESD5V0L5UF | 72 | PESD5Z6.0 | 69 | PMBT2222AYS | 20 | PMDPB80XP | 100,107 | PMEG2005BELD | 55 |
| PESD5V0L5UY | 72 | PESD5Z7.0 | 69 | PMBT2369 | 20 | PMDPB85UPE | 100,107 | PMEG2005CT | 58 |
| PESD5V0R1BSF | 67 | PESD6V0L2UU | 71 | PMBT2907 | 20 | PMDPB95XNE2 | 100,107 | PMEG2005EB | 57 |
| PESD5V0S1BA | 71 | PESD6V5C1USF | 67 | PMBT2907A | 20 | PMDXB1200UPE | 99,107 | PMEG2005EGW | 57 |
| PESD5V0S1BB | 71 | PESD7V0C1BSF | 67 | PMBT2907AM | 20 | PMDXB550UNE | 99,107 | PMEG2005EH | 57 |
| PESD5V0S1BL | 71 | PESD7V0H1BSF | 67 | PMBT2907AMB | 20 | PMDXB600UNE | 99,107 | PMEG2005EJ | 57 |
| PESD5V0S1BLD | 63,71 | PESD7V0R1BSF | 67 | PMBT2907AQA | 20 | PMDXB600UNEL | 99 | PMEG2005EL | 55 |
| PESD5V0S1BSF | 70 | PESD8V0S1ULD | 69 | PMBT2907AYS | 20 | PMDXB950UPE | 99,107 | PMEG2005ELD | 55 |
| PESD5V0S1UA | 70 | PESD9V0C1USF | 69 | PMBT3904 | 20 | PMDXB950UPEL | 99 | PMEG2005EPK | 55 |
| PESD5V0S1UB | 69 | PHB33NQ20T | 95 | PMBT3904M | 20 | PMEG030V030EPD | 56 | PMEG2005ESF | 54 |
| PESD5V0S1UJ | 70 | PHB45NQ15T | 95 | PMBT3904MB | 20 | PMEG030V050EPD | 56 | PMEG2005SET | 57 |
| PESD5V0S1UL | 69 | PHDMI2AB4 | 68 | PMBT3904QA | 20 | PMEG040V030EPD | 56 | PMEG200G10ELR | 11,51 |
| PESD5V0S1ULD | 69 | PHDMI2F4 | 68 | PMBT3904RA | 20 | PMEG040V050EPD | 56 | PMEG200G20ELP | 11,51 |
| PESD5V0S1USF | 69 | PHDMI2FR4 | 68 | PMBT3904YS | 20 | PMEG045T030EPD | 56 | PMEG200G20ELR | 11,51 |
| PESD5V0S2BQA | 72 | PHP18NQ11T | 94 | PMBT3906 | 20 | PMEG045T050EPD | 56 | PMEG200G30ELP | 11,51 |
| PESD5V0S2BT | 72 | PHP20NQ20T | 94 | PMBT3906M | 20 | PMEG045T100EPD | 57 | PMEG2010AEB | 58 |
| PESD5V0S4UD | 72 | PHP23NQ11T | 94 | PMBT3906MB | 20 | PMEG045T150EIPD | 57 | PMEG2010AEH | 58 |
| PESD5V0S4UF | 72 | PHP27NQ11T | 94 | PMBT3906YS | 20 | PMEG045T150EPD | 57 | PMEG2010AEJ | 58 |
| PESD5V0S5UD | 72 | PHP28NQ15T | 94 | PMBT3946YPN | 20 | PMEG045V050EPD | 56 | PMEG2010AET | 58 |
| PESD5V0U1BA | 71 | PHP33NQ20T | 94 | PMBT4401 | 20 | PMEG045V100EPD | 57 | PMEG2010BEA | 58 |
| PESD5V0U1BB | 71 | PHPT60406NY | 34 | PMBT4401YS | 20 | PMEG045V150EPD | 57 | PMEG2010BELD | 55 |
| PESD5V0U1BL | 71 | PHPT60406PY | 34 | PMBT4403 | 20 | PMEG050T150EPD | 57 | PMEG2010BER | 56 |
| PESD5V0U1BLD | 71 | PHPT60410NY | 34 | PMBT4403YS | 20 | PMEG050V030EPD | 56 | PMEG2010EA | 58 |
| PESD5V0U1UA | 70 | PHPT60410PY | 34 | PMBT5550 | 22 | PMEG050V150EPD | 57 | PMEG2010EH | 58 |
| PESD5V0U1UB | 69 | PHPT60415NY | 34 | PMBT5551 | 22 | PMEG060T030ELPE | 11,56 | PMEG2010EJ | 58 |
| PESD5V0U1UL | 69 | PHPT60415PY | 34 | PMBT6428 | 18 | PMEG060T050ELPE | 11,56 | PMEG2010EPA | 55 |

| Type number | Page Number | Type number | Page Number | Type number | Page Number | Type number | Page Number | Type number | Page Number |
|--------------|-------------|--------------|-------------|--------------|-------------|-------------|-------------|-------------|---------------|
| PMEG2010EPAS | 55 | PMEG3020EH | 58 | PMEG40T20ER | 56 | PMN230ENE | 103 | PMPB43XPE | 100 |
| PMEG2010EPK | 55 | PMEG3020EJ | 58 | PMEG40T30EP | 56 | PMN230ENEA | 87 | PMPB43XPEA | 87 |
| PMEG2010ER | 56 | PMEG3020EP | 56 | PMEG40T30ER | 56 | PMN25ENE | 103 | PMPB47XP | 100 |
| PMEG2010ET | 58 | PMEG3020EPA | 55 | PMEG40T50EP | 56 | PMN25ENEA | 87 | PMPB48EP | 100 |
| PMEG2015EA | 58 | PMEG3020EPAS | 55 | PMEG45A10EPD | 57 | PMN280ENEA | 87,103 | PMPB50ENE | 100 |
| PMEG2015EH | 58 | PMEG3020ER | 56 | PMEG45T15EPD | 57 | PMN28UNE | 103 | PMPB55ENEA | 100 |
| PMEG2015EJ | 58 | PMEG3030BEP | 56 | PMEG6002EB | 57 | PMN30UN | 103 | PMPB85ENEA | 100 |
| PMEG2015EPK | 55 | PMEG3030EP | 56 | PMEG6002EJ | 57 | PMN30UNE | 103 | PMPB8XN | 13,100 |
| PMEG2020AEA | 58 | PMEG3050BEP | 56 | PMEG6002EL | 55 | PMN30XP | 105 | PMPB95ENEA | 100 |
| PMEG2020CPA | 58 | PMEG3050EP | 56 | PMEG6002ELD | 55 | PMN30XPE | 105 | PMSS3904 | 20 |
| PMEG2020CPAS | 58 | PMEG4002AESF | 54 | PMEG6010AESB | 54 | PMN40ENE | 103 | PMSS3906 | 20 |
| PMEG2020EH | 58 | PMEG4002EB | 57 | PMEG6010CEGW | 58 | PMN42XPEA | 87 | PMST2222 | 20 |
| PMEG2020EJ | 58 | PMEG4002EJ | 57 | PMEG6010CEH | 58 | PMN48XP | 105 | PMST2222A | 20 |
| PMEG2020EPA | 55 | PMEG4002EL | 55 | PMEG6010CEJ | 58 | PMN48XPA | 12,87 | PMST2369 | 20 |
| PMEG2020EPAS | 55 | PMEG4002ELD | 55 | PMEG6010CPA | 58 | PMN50EPE | 105 | PMST2907A | 20 |
| PMEG2020EPK | 55 | PMEG4002ESF | 54 | PMEG6010CPAS | 58 | PMN52XP | 105 | PMST3904 | 20 |
| PMEG3001EEF | 54 | PMEG4005AEA | 57 | PMEG6010ELR | 56 | PMN55ENE | 103 | PMST3906 | 20 |
| PMEG3002AEB | 55 | PMEG4005AESF | 54 | PMEG6010EP | 56 | PMN55ENEA | 87 | PMST4401 | 20 |
| PMEG3002AEL | 57 | PMEG4005CEA | 57 | PMEG6010ER | 56 | PMN70EPE | 105 | PMST4403 | 20 |
| PMEG3002AELD | 55 | PMEG4005CEJ | 57 | PMEG6010ESB | 54 | PMN70XP | 105 | PMST5088 | 18 |
| PMEG3002AESF | 54 | PMEG4005CT | 58 | PMEG6010ETR | 56 | PMN70XPE | 105 | PMST5089 | 18 |
| PMEG3002EEF | 55 | PMEG4005EGW | 57 | PMEG6020AELP | 56 | PMP4201G | 25 | PMST5550 | 22 |
| PMEG3002EJ | 57 | PMEG4005EH | 57 | PMEG6020AELR | 56 | PMP4201Y | 25 | PMST5551 | 22 |
| PMEG3002ESF | 54 | PMEG4005EJ | 57 | PMEG6020ELR | 56 | PMP4501G | 25 | PMST6428 | 18 |
| PMEG3005AEA | 57 | PMEG4005EPK | 55 | PMEG6020EP | 56 | PMP4501QAS | 25 | PMST6429 | 18 |
| PMEG3005AESF | 54 | PMEG4005ESF | 54 | PMEG6020EPA | 55 | PMP4501Y | 25 | PMSTA05 | 18 |
| PMEG3005CT | 58 | PMEG4005ET | 57 | PMEG6020EPAS | 55 | PMP5501QAS | 25 | PMSTA06 | 18,19 |
| PMEG3005EB | 57 | PMEG4010AESB | 54 | PMEG6020ER | 56 | PMPB100ENE | 100 | PMSTA42 | 22 |
| PMEG3005EEF | 55 | PMEG4010BEA | 58 | PMEG6020ETP | 56 | PMPB10EN | 13, 100 | PMSTA55 | 19 |
| PMEG3005EGW | 57 | PMEG4010CEA | 58 | PMEG6020ETR | 56 | PMPB10XNE | 100 | PMSTA92 | 22 |
| PMEG3005EH | 57 | PMEG4010CEGW | 58 | PMEG6030ELP | 56 | PMPB10XNEA | 87 | PMT280ENEA | 87,103 |
| PMEG3005EJ | 57 | PMEG4010CEH | 58 | PMEG6030EP | 56 | PMPB11EN | 100 | PMT560ENEA | 97,103 |
| PMEG3005EL | 55 | PMEG4010CEJ | 58 | PMEG6030ETP | 56 | PMPB12UNE | 100 | PMV100XPEA | 87,105 |
| PMEG3005ELD | 55 | PMEG4010CPA | 58 | PMEG6030EVP | 56 | PMPB12UNEA | 87 | PMV130ENEA | 87,103 |
| PMEG3005ESF | 54 | PMEG4010CPAS | 58 | PMEG6045ETP | 56 | PMPB13UP | 13, 100 | PMV15UNEA | 12,13, 87,103 |
| PMEG3005ET | 57 | PMEG4010EGW | 58 | PMEG60T10ELP | 56 | PMPB13XNE | 100 | PMV160UP | 105 |
| PMEG3010AESA | 55 | PMEG4010EH | 58 | PMEG60T10ELR | 56 | PMPB13XNEA | 87 | PMV16XN | 103 |
| PMEG3010AESB | 54 | PMEG4010EJ | 58 | PMEG60T20ELP | 56 | PMPB14XP | 100 | PMV19XNEA | 12,87 |
| PMEG3010BEA | 58 | PMEG4010EP | 56 | PMEG60T20ELR | 56 | PMPB15XN | 100 | PMV20EN | 103 |
| PMEG3010BEP | 56 | PMEG4010EPK | 55 | PMEG60T30ELP | 56 | PMPB15XP | 13,1 | PMV20XNE | 103 |
| PMEG3010BER | 56 | PMEG4010ER | 56 | PMEG60T30ELR | 56 | PMPB15XPA | 87 | PMV20XNEA | 87,103 |
| PMEG3010CEH | 58 | PMEG4010ESB | 54 | PMEG60T50ELP | 56 | PMPB16EP | 13,100 | PMV250EPEA | 87,105 |
| PMEG3010CEJ | 58 | PMEG4010ET | 58 | PMF170XP | 105 | PMPB19XP | 100 | PMV27UPE | 105 |
| PMEG3010EB | 58 | PMEG4010ETP | 56 | PMF250XNE | 103 | PMPB20EN | 100 | PMV27UPEA | 87 |
| PMEG3010EGW | 58 | PMEG4010ETR | 56 | PMF63UNE | 103 | PMPB20XNEA | 87,1 | PMV280ENEA | 87,103 |
| PMEG3010EH | 58 | PMEG4015EPK | 55 | PMFPB8032XP | 100 | PMPB20XPE | 100 | PMV28UNEA | 87,103 |
| PMEG3010EJ | 58 | PMEG4020EP | 56 | PMG85XP | 105 | PMPB20XPEA | 87 | PMV30ENEA | 13,87, 103 |
| PMEG3010EP | 56 | PMEG4020EPA | 55 | PMGD175XNE | 107 | PMPB215ENEA | 100 | PMV30UN2 | 103 |
| PMEG3010ER | 56 | PMEG4020EPAS | 55 | PMGD290UCEA | 89 | PMPB23XNE | 100 | PMV30XPEA | 87,105 |
| PMEG3010ESB | 54 | PMEG4020EPK | 55 | PMH1200UPE | 13,98 | PMPB24EP | 100 | PMV32UP | 105 |
| PMEG3010ET | 58 | PMEG4020ER | 56 | PMH550UNE | 13,98 | PMPB25ENE | 100 | PMV33UPE | 105 |
| PMEG3015EH | 58 | PMEG4020ETP | 56 | PMH600UNE | 13,98 | PMPB27EP | 13, 100 | PMV35EPE | 105 |
| PMEG3015EJ | 58 | PMEG4020ETR | 56 | PMH950UPE | 13,98 | PMPB27EPA | 87 | PMV37EN2 | 103 |
| PMEG3020BEP | 56 | PMEG4030EP | 56 | PML260SN | 96 | PMPB29XNE | 100 | PMV40UN2 | 103 |
| PMEG3020BER | 56 | PMEG4030ER | 56 | PML340SN | 96 | PMPB29XNEA | 87 | PMV42ENE | 103 |
| PMEG3020CEP | 56 | PMEG4030ETP | 56 | PMMT491A | 28 | PMPB29XPE | 100 | PMV450ENEA | 87,103 |
| PMEG3020CPA | 58 | PMEG4050EP | 56 | PMMT591A | 30 | PMPB29XPEA | 87 | PMV45EN2 | 103 |
| PMEG3020CPAS | 58 | PMEG4050ETP | 56 | PMN120ENEA | 87 | PMPB30XPE | 100 | PMV48XP | 105 |
| PMEG3020DEP | 56 | PMEG40T10ER | 56 | PMN16XNE | 103 | PMPB33XN | 100 | PMV48XPA | 87 |
| PMEG3020EGW | 58 | PMEG40T20EP | 56 | PMN20ENA | 13,87, 103 | PMPB33XP | 100 | | |

Index

| Type number | Page Number | Type number | Page Number | Type number | Page Number | Type number | Page Number | Type number | Page Number |
|--------------|-------------|----------------|-------------|----------------|-------------|----------------|-------------|----------------|-------------|
| PMV50EPEA | 87 | PQMH13 | 36 | PSMN027-100PS | 94 | PSMN2R0-30PL | 90 | PSMN4R3-80PS | 94 |
| PMV50UPE | 105 | PQMH2 | 36 | PSMN028-100YS | 96 | PSMN2R0-30YL | 93 | PSMN4R4-30MLC | 92 |
| PMV50XP | 105 | PQMH9 | 36 | PSMN030-150P | 94 | PSMN2R0-30YLD | 93 | PSMN4R4-80BS | 95 |
| PMV55ENEA | 103 | PRMB11 | 36 | PSMN030-60YS | 93 | PSMN2R0-30YLE | 91 | PSMN4R4-80PS | 94 |
| PMV65SUNE | 103 | PRMD10 | 36 | PSMN034-100BS | 95 | PSMN2R0-40YLD | 13,93 | PSMN4R5-30YLC | 91 |
| PMV65SUNEA | 12,87 | PRMD12 | 36 | PSMN034-100PS | 94 | PSMN2R0-60ES | 93 | PSMN4R5-40BS | 92 |
| PMV65XP | 105 | PRMD13 | 36 | PSMN038-100YL | 96 | PSMN2R0-60PS | 92 | PSMN4R5-40PS | 92 |
| PMV65XPE | 105 | PRMD16 | 36 | PSMN039-100YS | 96 | PSMN2R0-60PSR | 92 | PSMN4R6-60BS | 92 |
| PMV65XPEA | 87 | PRMD2 | 36 | PSMN040-100MSE | 96 | PSMN2R1-40PL | 92 | PSMN4R6-60PS | 92 |
| PMV74EPE | 13,105 | PRMD3 | 36 | PSMN041-80YL | 96 | PSMN2R2-30YLC | 91 | PSMN4R8-100BSE | 95 |
| PMV75UP | 105 | PRMH10 | 36 | PSMN045-80YS | 96 | PSMN2R2-40BS | 92 | PSMN4R8-100PSE | 94 |
| PMV90ENE | 103 | PRMH11 | 36 | PSMN057-200B | 95 | PSMN2R2-40PS | 92 | PSMN5R0-100ES | 95 |
| PMXB120EPE | 99 | PRMH13 | 36 | PSMN057-200P | 94 | PSMN2R2-40YSD | 13,93 | PSMN5R0-100PS | 94 |
| PMXB350UPE | 99 | PRMH2 | 36 | PSMN059-150Y | 96 | PSMN2R4-30MLD | 92 | PSMN5R0-30YL | 91 |
| PMXB360ENEA | 87,99 | PRMH9 | 36 | PSMN069-100YS | 96 | PSMN2R4-30YLD | 91 | PSMN5R0-80BS | 95 |
| PMXB40UNE | 99 | PRTR5V0U2AX | 68 | PSMN075-100MSE | 96 | PSMN2R5-30YL | 91 | PSMN5R0-80PS | 94 |
| PMXB43UNE | 99 | PRTR5V0U2F | 68 | PSMN075-25YLD | 90 | PSMN2R5-40YLD | 13,93 | PSMN5R2-60YL | 93 |
| PMXB56EN | 99 | PRTR5V0U2X | 68 | PSMN0R9-25YLD | 90 | PSMN2R5-60PL | 92 | PSMN5R3-25MLD | 92 |
| PMXB65ENE | 99 | PRTR5V0U4D | 68 | PSMN0R9-30ULD | 91 | PSMN2R6-30YLC | 91 | PSMN5R4-25YLD | 90 |
| PMXB65UPE | 99 | PSMN010-80YL | 96 | PSMN0R9-30YLD | 90 | PSMN2R6-40YS | 93 | PSMN5R5-60YS | 93 |
| PMXB75UPE | 99 | PSMN011-100YSF | 13,96 | PSMN102-200Y | 96 | PSMN2R6-60PS | 92 | PSMN5R6-100BS | 95 |
| PMZ1200UPE | 98,105 | PSMN011-30YLC | 91 | PSMN1R0-25YLD | 90 | PSMN2R7-30BL | 90 | PSMN5R6-100PS | 94 |
| PMZ130UNE | 98,103 | PSMN011-60ML | 93 | PSMN1R0-30YLC | 91 | PSMN2R7-30PL | 90 | PSMN5R6-100YSF | 96 |
| PMZ200UNE | 98,103 | PSMN011-60MS | 93 | PSMN1R0-30YLD | 91 | PSMN2R8-25MLC | 92 | PSMN5R6-60YL | 93 |
| PMZ290UNE2 | 98,103 | PSMN011-80YS | 96 | PSMN1R0-40SSH | 13,92 | PSMN2R8-40BS | 92 | PSMN5R8-40YS | 93 |
| PMZ320UPE | 98,105 | PSMN012-100YL | 96 | PSMN1R0-40ULD | 93 | PSMN2R8-40PS | 92 | PSMN6R0-25YLB | 90 |
| PMZ350UPE | 98,103 | PSMN012-100YS | 96 | PSMN1R0-40YLD | 93 | PSMN2R8-40YSD | 13,93 | PSMN6R0-25YLD | 90 |
| PMZ390UNE | 98,103 | PSMN012-60YS | 93 | PSMN1R0-40YSH | 13,93 | PSMN2R8-80BS | 95 | PSMN6R0-30YL | 91 |
| PMZ550UNE | 98,103 | PSMN012-80BS | 95 | PSMN1R1-25YLC | 90 | PSMN2R9-25YLC | 90 | PSMN6R0-30YLB | 91 |
| PMZ600UNE | 98,103 | PSMN012-80PS | 94 | PSMN1R1-30EL | 90 | PSMN3R0-30MLC | 92 | PSMN6R0-30YLD | 91 |
| PMZ600UNEL | 99 | PSMN013-100BS | 95 | PSMN1R1-30PL | 90 | PSMN3R0-30YL | 91 | PSMN6R1-25MLD | 92 |
| PMZ950UPE | 98,105 | PSMN013-100PS | 94 | PSMN1R1-40BS | 92 | PSMN3R0-30YLD | 91 | PSMN6R1-30YLD | 91 |
| PMZ950UPEL | 99 | PSMN013-100YS | 96 | PSMN1R2-25YL | 90 | PSMN3R0-60BS | 92 | PSMN6R3-120PS | 94 |
| PMZB1200UPE | 98,105 | PSMN013-30MLC | 92 | PSMN1R2-25YLC | 90 | PSMN3R0-60PS | 92 | PSMN6R4-30MLD | 92 |
| PMZB150UNE | 98,103 | PSMN013-30YLC | 91 | PSMN1R2-25YLD | 90 | PSMN3R2-40YLD | 13,93 | PSMN6R5-80BS | 95 |
| PMZB200UNE | 98,103 | PSMN013-60YL | 93 | PSMN1R2-30YLC | 91 | PSMN3R3-40YS | 93 | PSMN6R5-80PS | 94 |
| PMZB290UNE2 | 98,103 | PSMN013-80YS | 96 | PSMN1R2-30YLD | 91 | PSMN3R3-60PL | 92 | PSMN6R7-40MSD | 13,93 |
| PMZB320UPE | 98,105 | PSMN014-40YS | 93 | PSMN1R3-30YL | 90 | PSMN3R3-80PS | 94 | PSMN6R9-100YSF | 96 |
| PMZB350UPE | 98,105 | PSMN014-80YL | 96 | PSMN1R4-30YLD | 91 | PSMN3R4-30BL | 90 | PSMN7R0-100BS | 95 |
| PMZB390UNE | 98,103 | PSMN015-100YL | 96 | PSMN1R4-40YLD | 93 | PSMN3R4-30BLE | 90 | PSMN7R0-100ES | 95 |
| PMZB550UNE | 98,103 | PSMN015-110P | 94 | PSMN1R5-25MLH | 13,92 | PSMN3R4-30PL | 90 | PSMN7R0-100PS | 94 |
| PMZB600UNE | 98,103 | PSMN015-60BS | 92 | PSMN1R5-25YL | 90 | PSMN3R5-25MLD | 92 | PSMN7R0-30MLC | 92 |
| PMZB600UNEL | 99 | PSMN015-60PS | 92 | PSMN1R5-30BLE | 90 | PSMN3R5-30YL | 91 | PSMN7R0-30YL | 91 |
| PMZB950UPE | 98,105 | PSMN016-100BS | 95 | PSMN1R5-30YL | 91 | PSMN3R5-40YSD | 13,93 | PSMN7R0-30YLC | 91 |
| PMZB950UPEL | 99 | PSMN016-100PS | 94 | PSMN1R5-30YLC | 91 | PSMN3R5-80PS | 94 | PSMN7R0-60YS | 93 |
| PNE200100CPE | 11,50 | PSMN016-100YS | 96 | PSMN1R5-40PS | 92 | PSMN3R7-100BSE | 95 | PSMN7R5-30MLD | 92 |
| PNE20010ER | 50 | PSMN017-30BL | 90 | PSMN1R5-40YSD | 13,93 | PSMN3R8-100BS | 95 | PSMN7R5-30YLD | 91 |
| PNE20020EP | 50 | PSMN017-30EL | 90 | PSMN1R6-30BL | 90 | PSMN3R9-100YSF | 96 | PSMN7R5-60YL | 93 |
| PNE20020ER | 50 | PSMN017-30PL | 90 | PSMN1R6-30MLH | 13,92 | PSMN3R9-25MLC | 92 | PSMN7R6-100BSE | 95 |
| PNE20030EP | 50 | PSMN017-60YS | 93 | PSMN1R7-25YLD | 90 | PSMN3R9-60PS | 92 | PSMN7R6-60BS | 92 |
| PNE20060CPE | 11,50 | PSMN017-80BS | 95 | PSMN1R7-30YL | 91 | PSMN4R0-25YLC | 90 | PSMN7R6-60PS | 94 |
| PNE20080CPE | 11,50 | PSMN017-80PS | 94 | PSMN1R7-40YLD | 13,93 | PSMN4R0-30YL | 91 | PSMN7R8-100PSE | 94 |
| PNS40010ER | 50 | PSMN018-80YS | 96 | PSMN1R7-60BS | 92 | PSMN4R0-30YLD | 91 | PSMN7R8-120ES | 95 |
| PQMB11 | 36 | PSMN019-100YL | 96 | PSMN1R8-30BL | 90 | PSMN4R0-40YS | 93 | PSMN7R8-120PS | 94 |
| PQMD10 | 36 | PSMN020-100YS | 96 | PSMN1R8-30MLH | 13,92 | PSMN4R0-60YS | 93 | PSMN8R0-40BS | 92 |
| PQMD12 | 36 | PSMN020-30MLC | 92 | PSMN1R8-30PL | 90 | PSMN4R1-30YLC | 91 | PSMN8R0-40PS | 92 |
| PQMD13 | 36 | PSMN021-100YL | 96 | PSMN1R8-40YLC | 93 | PSMN4R1-60YL | 93 | PSMN8R0-80YL | 96 |
| PQMD16 | 36 | PSMN022-30BL | 90 | PSMN1R9-40PL | 92 | PSMN4R2-30MLD | 92 | PSMN8R2-80YS | 96 |
| PQMD2 | 36 | PSMN022-30PL | 90 | PSMN1R9-40YSD | 13,93 | PSMN4R2-60PL | 94 | PSMN8R3-40YS | 93 |
| PQMD3 | 36 | PSMN025-80YL | 69 | PSMN2R0-25MLD | 92 | PSMN4R3-100PS | 94 | PSMN8R5-100ES | 95 |
| PQMH10 | 36 | PSMN026-80YS | 96 | PSMN2R0-25YLD | 90 | PSMN4R3-30BL | 90 | PSMN8R5-60YS | 93 |
| PQMH11 | 36 | PSMN027-100BS | 95 | PSMN2R0-30BL | 90 | PSMN4R3-30PL | 90 | PSMN8R7-100YSF | 96 |

| Type number | Page Number | Type number | Page Number | Type number | Page Number | Type number | Page Number | Type number | Page Number |
|---------------|-------------|--------------|-------------|---------------|-------------|-------------|-------------|-----------------|-------------|
| PSMN8R7-80BS | 95 | PTVS20VP1UTP | 66 | PTVS51VP1UTP | 66 | PUMB15 | 36 | PXT4403 | 20 |
| PSMN8R7-80PS | 94 | PTVS20VS1UR | 65 | PTVS51VS1UR | 65 | PUMB16 | 36 | PXTA14 | 24 |
| PSMN9R0-25MLC | 92 | PTVS20VS1UTR | 65 | PTVS51VS1UTR | 66 | PUMB17 | 36 | PXTA42 | 22 |
| PSMN9R1-30YL | 91 | PTVS20VU1UPA | 74 | PTVS54VP1UP | 66 | PUMB18 | 36 | PXTA92 | 22 |
| PSMN9R5-100BS | 95 | PTVS20VZ1USK | 74 | PTVS54VP1UTP | 66 | PUMB19 | 36 | PZT2222A | 20 |
| PSMN9R5-100PS | 94 | PTVS22VP1UP | 66 | PTVS54VS1UR | 65 | PUMB2 | 36 | PZT2907A | 20 |
| PSMN9R5-30YLC | 91 | PTVS22VP1UTP | 66 | PTVS54VS1UTR | 65 | PUMB20 | 36 | PZT4401 | 20 |
| PSMN9R8-30MLC | 92 | PTVS22VS1UR | 65 | PTVS58VP1UP | 66 | PUMB24 | 36 | PZT4403 | 20 |
| PSMNR51-25YLH | 12, 90 | PTVS22VS1UTR | 65 | PTVS58VP1UTP | 66 | PUMB3 | 36 | PZTA14 | 24 |
| PSMNR58-30YLH | 12,90 | PTVS22VU1UPA | 74 | PTVS58VS1UR | 65 | PUMB30 | 36 | PZTA42 | 22 |
| PSMNR60-25YLH | 12,90 | PTVS22VZ1USK | 74 | PTVS58VS1UTR | 65 | PUMB4 | 36 | PZTA44 | 22 |
| PSMNR70-30YLH | 12,91 | PTVS24VP1UP | 66 | PTVS5V0P1UP | 65 | PUMB9 | 36 | PZTA92 | 22 |
| PSMNR70-40SSH | 13,92 | PTVS24VP1UTP | 66 | PTVS5V0P1UTP | 65 | PUMD10 | 36 | PZU10DB2 series | 44 |
| PSMNR90-30BL | 90 | PTVS24VS1UR | 65 | PTVS5V0S1UR | 65 | PUMD12 | 36 | PZUxB series | 44 |
| PSMNR90-40SSH | 13,92 | PTVS24VS1UTR | 65 | PTVS5V0S1UTR | 65 | PUMD13 | 36 | PZUxBA series | 44 |
| PSMNR90-40YLH | 13,93 | PTVS24VU1UPA | 74 | PTVS5V0Z1BSC | 74 | PUMD14 | 36 | PZUxBL series | 44 |
| PSSI2021SAY | 23 | PTVS26VP1UP | 66 | PTVS5V0Z1USK | 74 | PUMD15 | 36 | TDZxJ series | 44 |
| PTVS10VP1UP | 66 | PTVS26VP1UTP | 66 | PTVS5V0Z1USKP | 74 | PUMD16 | 36 | TL431ACDBZR | 37 |
| PTVS10VP1UTP | 66 | PTVS26VS1UR | 65 | PTVS5V5D1BL | 66 | PUMD17 | 36 | TL431AFDT | 37 |
| PTVS10VS1UR | 65 | PTVS26VS1UTR | 65 | PTVS60VP1UP | 66 | PUMD18 | 36 | TL431AIDBZR | 37 |
| PTVS10VS1UTR | 65 | PTVS26VU1UPA | 74 | PTVS60VP1UTP | 65 | PUMD19 | 36 | TL431AMFDT | 37 |
| PTVS10VU1UPA | 74 | PTVS26VZ1USK | 74 | PTVS60VS1UR | 65 | PUMD2 | 36 | TL431AQDBZR | 37 |
| PTVS10VZ1USK | 74 | PTVS28VP1UP | 66 | PTVS60VS1UTR | 66 | PUMD20 | 36 | TL431BCDBZR | 37 |
| PTVS11VP1UP | 66 | PTVS28VP1UTP | 66 | PTVS64VP1UP | 66 | PUMD24 | 36 | TL431BFDT | 37 |
| PTVS11VP1UTP | 66 | PTVS28VS1UR | 65 | PTVS64VP1UTP | 65 | PUMD3 | 36 | TL431BIDBZR | 37 |
| PTVS11VS1UR | 65 | PTVS28VS1UTR | 65 | PTVS64VS1UR | 65 | PUMD30 | 36 | TL431BMFDT | 37 |
| PTVS11VS1UTR | 65 | PTVS30VP1UP | 66 | PTVS64VS1UTR | 66 | PUMD4 | 36 | TL431BQDBZR | 37 |
| PTVS12VP1UP | 66 | PTVS30VP1UTP | 66 | PTVS6V0P1UP | 66 | PUMD48 | 36 | TL431CDBZR | 37 |
| PTVS12VP1UTP | 66 | PTVS30VS1UR | 65 | PTVS6V0P1UTP | 65 | PUMD6 | 36 | TL431FDT | 37 |
| PTVS12VS1UR | 65 | PTVS30VS1UTR | 65 | PTVS6V0S1UR | 65 | PUMD9 | 36 | TL431IDBZR | 37 |
| PTVS12VS1UTR | 65 | PTVS33VP1UP | 66 | PTVS6V0S1UTR | 66 | PUMH1 | 36 | TL431MFDT | 37 |
| PTVS12VU1UPA | 74 | PTVS33VP1UTP | 66 | PTVS6V5P1UP | 66 | PUMH10 | 36 | TL431QDBZR | 37 |
| PTVS12VZ1USK | 74 | PTVS33VS1UR | 65 | PTVS6V5P1UTP | 65 | PUMH11 | 36 | TLVH431NACDBZR | 37 |
| PTVS13VP1UP | 66 | PTVS33VS1UTR | 65 | PTVS6V5S1UR | 65 | PUMH13 | 36 | TLVH431NAIDBZR | 37 |
| PTVS13VP1UTP | 66 | PTVS36VP1UP | 66 | PTVS6V5S1UTR | 66 | PUMH14 | 36 | TLVH431NAMQDBZR | 37 |
| PTVS13VS1UR | 65 | PTVS36VP1UTP | 66 | PTVS7V0P1UP | 66 | PUMH15 | 36 | TLVH431NAQDBZR | 37 |
| PTVS13VS1UTR | 65 | PTVS36VS1UR | 65 | PTVS7V0P1UTP | 65 | PUMH16 | 36 | TLVH431NCDBZR | 37 |
| PTVS14VP1UP | 66 | PTVS36VS1UTR | 65 | PTVS7V0S1UR | 65 | PUMH17 | 36 | TLVH431NIDBZR | 37 |
| PTVS14VP1UTP | 66 | PTVS3V3D1BAL | 70,74 | PTVS7V0S1UTR | 66 | PUMH18 | 36 | TLVH431NMQDBZR | 37 |
| PTVS14VS1UR | 65 | PTVS3V3P1UP | 66 | PTVS7V5P1UP | 66 | PUMH19 | 36 | TLVH431NQDBZR | 37 |
| PTVS14VS1UTR | 65 | PTVS3V3P1UTP | 65 | PTVS7V5P1UTP | 65 | PUMH2 | 36 | XC7SET02 | 164 |
| PTVS15VP1UP | 66 | PTVS3V3S1UR | 65 | PTVS7V5S1UR | 65 | PUMH20 | 36 | XC7SET04 | 141 |
| PTVS15VP1UTP | 66 | PTVS3V3S1UTR | 65 | PTVS7V5S1UTR | 74 | PUMH24 | 36 | XC7SET08 | 160 |
| PTVS15VS1UR | 65 | PTVS3V3Z1BSC | 11,74 | PTVS7V5U1UPA | 66 | PUMH30 | 36 | XC7SET125 | 141 |
| PTVS15VS1UTR | 65 | PTVS40VP1UP | 66 | PTVS7V5Z1USK | 66 | PUMH4 | 36 | XC7SET14 | 141 |
| PTVS15VU1UPA | 74 | PTVS40VP1UTP | 66 | PTVS8V0P1UP | 66 | PUMH7 | 36 | XC7SET32 | 165 |
| PTVS15VZ1USK | 74 | PTVS40VS1UR | 65 | PTVS8V0P1UTP | 65 | PUMH9 | 36 | XC7SET86 | 162 |
| PTVS16VP1UP | 66 | PTVS40VS1UTR | 65 | PTVS8V0S1UR | 65 | PUMT1 | 19 | XC7SH02 | 164 |
| PTVS16VP1UTP | 66 | PTVS43VP1UP | 66 | PTVS8V0S1UTR | 66 | PUMX1 | 19 | XC7SH04 | 141 |
| PTVS16VS1UR | 65 | PTVS43VP1UTP | 66 | PTVS8V5P1UP | 66 | PUMX2 | 19 | XC7SH08 | 160 |
| PTVS16VS1UTR | 65 | PTVS43VS1UR | 65 | PTVS8V5P1UTP | 65 | PUMZ1 | 19 | XC7SH125 | 141 |
| PTVS17VP1UP | 66 | PTVS43VS1UTR | 66 | PTVS8V5S1UR | 65 | PUMZ2 | 19 | XC7SH14 | 165 |
| PTVS17VP1UTP | 66 | PTVS45VP1UP | 66 | PTVS8V5S1UTR | 66 | PUSB2X4D | 68 | XC7SH32 | 162 |
| PTVS17VS1UR | 65 | PTVS45VP1UTP | 66 | PTVS9V0P1UP | 66 | PUSB2X4Y | 68 | XC7SH86 | 162 |
| PTVS17VS1UTR | 65 | PTVS45VS1UR | 65 | PTVS9V0P1UTP | 65 | PUSB3AB4 | 68 | XC7SHU04 | 141 |
| PTVS18VP1UP | 66 | PTVS45VS1UTR | 65 | PTVS9V0S1UR | 65 | PUSB3BB2DF | 68 | XC7WH126 | 141 |
| PTVS18VP1UTP | 66 | PTVS48VP1UP | 66 | PTVS9V0S1UTR | 65 | PUSB3F96 | 68 | XC7WH14 | 141 |
| PTVS18VS1UR | 65 | PTVS48VP1UTP | 66 | PUMB1 | 36 | PUSB3FA1 | 68 | XC7WT14 | 141 |
| PTVS18VS1UTR | 65 | PTVS48VS1UR | 65 | PUMB10 | 36 | PUSB3FR4 | 68 | | |
| PTVS18VU1UPA | 74 | PTVS48VS1UTR | 65 | PUMB11 | 36 | PXT2222A | 20 | | |
| PTVS18VZ1USK | 74 | PTVS4V5D1BL | 63 | PUMB13 | 36 | PXT2907A | 20 | | |
| PTVS20VP1UP | 66 | PTVS51VP1UP | 66 | PUMB14 | 36 | PXT4401 | 20 | | |

Lined area for notes with horizontal ruling lines.



With all the essentials in one handy guide,
it's never been easier to get straight to the point.

© 2020 Nexperia B.V.

All rights reserved. Reproduction in whole or in part is prohibited without the prior written consent of the copyright owner. The information presented in this document does not form part of any quotation or contract, is believed to be accurate and reliable and may be changed without notice. No liability will be accepted by the publisher for any consequence of its use. Publication thereof does not convey nor imply any license under patent- or other industrial or intellectual property rights.

Date of release:

January 2020

Printed:

In the Netherlands

Looking for pricing, stock, or lifecycle information?

Click below to explore more details on WIN SOURCE:

- ⊖ [View PESD2CANFD24U-TR on WIN SOURCE](#)
- ⊖ [Nexperia USA Inc. Information](#)

Optimize Your Supply Chain with WIN SOURCE Solutions

- ✓ Global Sourcing Solution
- ✓ Obsolete Management
- ✓ Cost Control Management
- ✓ Shortage Management
- ✓ Alternative Solution
- ✓ Excess Inventory Management