



**THE DATASHEET OF
UUD1H220MCL1GS**



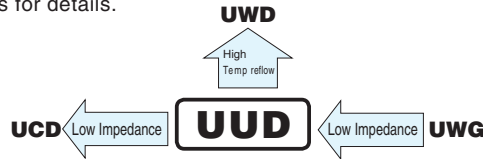
ALUMINUM ELECTROLYTIC CAPACITORS

UUD

Chip Type, Low Impedance



- Chip type, low impedance temperature range up to +105°C.
- Designed for surface mounting on high density PC board.
- Applicable to automatic mounting machine fed with carrier tape.
- Compliant to the RoHS directive (2011/65/EU,(EU)2015/863).
- AEC-Q200 Qualified. Please contact us for details.



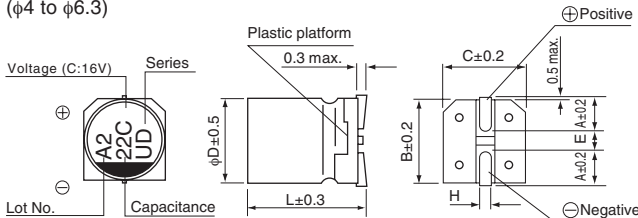
Specifications

Item	Performance Characteristics							
Category Temperature Range	-55 to +105°C							
Rated Voltage Range	6.3 to 50V							
Rated Capacitance Range	1 to 1500μF							
Capacitance Tolerance	±20% at 120Hz, 20°C							
Leakage Current ※	After 2 minutes' application of rated voltage at 20°C, leakage current is not more than 0.01 CV or 3 (μA), whichever is greater.							
Tangent of loss angle (tan δ)	Measurement frequency : 120Hz at 20°C							() is φ8 over
	Rated voltage (V)	6.3	10	16	25	35	50	
Stability at Low Temperature	Measurement frequency : 120Hz							
	Impedance ratio Z(-25°C) / Z(+20°C)	3	2	2	2	2	2	
Endurance	The specifications listed at right shall be met when the capacitors are restored to 20°C after the rated voltage is applied for 5000 hours (2000 hours for φD = 4, 5 and 6.3) at 105°C.							
	Capacitance change	Within ±30% of the initial capacitance value						
Shelf Life	After storing the capacitors under no load at 105°C for 1000 hours and then performing voltage treatment based on JIS C 5101-4 clause 4.1 at 20°C, they shall meet the specified values for the endurance characteristics listed above.							
	tan δ	200% or less than the initial specified value						
Resistance to soldering heat	The capacitors are kept on a hot plate for 30 seconds, which is maintained at 250°C. The capacitors shall meet the characteristic requirements listed at right when they are removed from the plate and restored to 20°C.							
	Leakage current	Less than or equal to the initial specified value						
Marking	Black print on the case top.							

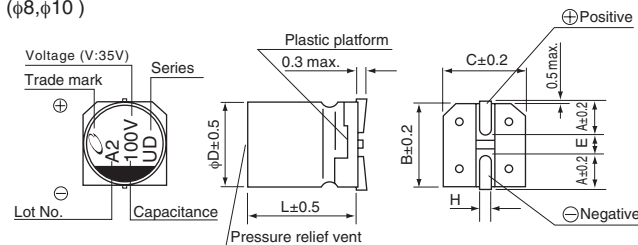
※ I : Leakage Current (μA), C : Rated Capacitance (μF), V : Rated Voltage (V)

Chip Type

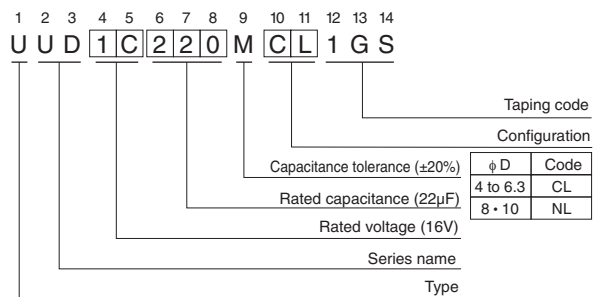
(φ4 to φ6.3)



(φ8, φ10)



Type numbering system (Example : 16V 22μF)



Voltage

V	6.3	10	16	25	35	50
Code	j	A	C	E	V	H

● Dimension table in next page.

● Frequency coefficient of rated ripple current

Frequency	50 Hz	120 Hz	300 Hz	1 kHz	10 kHz or more
Coefficient	0.35	0.50	0.64	0.83	1.00

UUD

■ Dimensions

Rated Voltage (V) (code)	Rated Capacitance (μ F)	Case Size ϕ D×L (mm)	tan δ	Leakage Current (μ A) (at 20°C after 2 minutes)	Impedance (Ω) max. (20°C/100kHz)	Rated Ripple (mA _{rms}) (105°C/100kHz)	Part Number
6.3 (0J)	27	4×5.8	0.26	3	1.80	80	UUD0J270MCL1GS
	33	5×5.8	0.26	3	0.76	150	UUD0J330MCL1GS
	47	5×5.8	0.26	3	0.76	150	UUD0J470MCL1GS
	56	5×5.8	0.26	3.528	0.76	150	UUD0J560MCL1GS
	68	6.3×5.8	0.26	4.284	0.44	230	UUD0J680MCL1GS
	100	6.3×5.8	0.26	6.3	0.44	230	UUD0J101MCL1GS
	150	6.3×5.8	0.26	9.45	0.44	230	UUD0J151MCL1GS
	220	6.3×5.8	0.26	13.86	0.44	230	UUD0J221MCL1GS
	330	6.3×7.7	0.26	20.79	0.34	280	UUD0J331MCL1GS
	470	8×10	0.28	29.61	0.17	450	UUD0J471MNL1GS
	680	8×10	0.28	42.84	0.17	450	UUD0J681MNL1GS
	1000	8×10	0.28	63	0.17	450	UUD0J102MNL1GS
	1500	10×10	0.28	94.5	0.09	670	UUD0J152MNL1GS
10 (1A)	22	4×5.8	0.20	3	1.80	80	UUD1A220MCL1GS
	27	5×5.8	0.20	3	0.76	150	UUD1A270MCL1GS
	33	5×5.8	0.20	3.3	0.76	150	UUD1A330MCL1GS
	47	6.3×5.8	0.20	4.7	0.44	230	UUD1A470MCL1GS
	56	6.3×5.8	0.20	5.6	0.44	230	UUD1A560MCL1GS
	68	6.3×5.8	0.20	6.8	0.44	230	UUD1A680MCL1GS
	100	6.3×5.8	0.20	10	0.44	230	UUD1A101MCL1GS
	150	6.3×5.8	0.20	15	0.44	230	UUD1A151MCL1GS
	220	6.3×7.7	0.20	22	0.34	280	UUD1A221MCL1GS
	330	8×10	0.24	33	0.17	450	UUD1A331MNL1GS
	470	8×10	0.24	47	0.17	450	UUD1A471MNL1GS
	680	10×10	0.24	68	0.09	670	UUD1A681MNL1GS
	1000	10×10	0.24	100	0.09	670	UUD1A102MNL1GS
16 (1C)	15	4×5.8	0.16	3	1.80	80	UUD1C150MCL1GS
	22	5×5.8	0.16	3.52	0.76	150	UUD1C220MCL1GS
	27	5×5.8	0.16	4.32	0.76	150	UUD1C270MCL1GS
	33	6.3×5.8	0.16	5.28	0.44	230	UUD1C330MCL1GS
	47	6.3×5.8	0.16	7.52	0.44	230	UUD1C470MCL1GS
	56	6.3×5.8	0.16	8.96	0.44	230	UUD1C560MCL1GS
	68	6.3×5.8	0.16	10.88	0.44	230	UUD1C680MCL1GS
	100	6.3×5.8	0.16	16	0.44	230	UUD1C101MCL1GS
	150	6.3×7.7	0.16	24	0.34	280	UUD1C151MCL1GS
	220	6.3×7.7	0.16	35.2	0.34	280	UUD1C221MCL1GS
	330	8×10	0.20	52.8	0.17	450	UUD1C331MNL1GS
	470	8×10	0.20	75.2	0.17	450	UUD1C471MNL1GS
	680	10×10	0.20	108.8	0.09	670	UUD1C681MNL1GS

UUD

■ Dimensions

Rated Voltage (V) (code)	Rated Capacitance (μF)	Case Size φD×L (mm)	tan δ	Leakage Current (μA) (at 20°C after 2 minutes)	Impedance (Ω) max. (20°C/100kHz)	Rated Ripple (mArms) (105°C/100kHz)	Part Number
25 (1E)	10	4×5.8	0.14	3	1.80	80	UUD1E100MCL1GS
	15	5×5.8	0.14	3.75	0.76	150	UUD1E150MCL1GS
	22	5×5.8	0.14	5.5	0.76	150	UUD1E220MCL1GS
	27	6.3×5.8	0.14	6.75	0.44	230	UUD1E270MCL1GS
	33	6.3×5.8	0.14	8.25	0.44	230	UUD1E330MCL1GS
	47	6.3×5.8	0.14	11.75	0.44	230	UUD1E470MCL1GS
	56	6.3×5.8	0.14	14	0.44	230	UUD1E560MCL1GS
	68	6.3×5.8	0.14	17	0.44	230	UUD1E680MCL1GS
	100	6.3×7.7	0.14	25	0.34	280	UUD1E101MCL1GS
	150	8×10	0.16	37.5	0.17	450	UUD1E151MNL1GS
	220	8×10	0.16	55	0.17	450	UUD1E221MNL1GS
	330	8×10	0.16	82.5	0.17	450	UUD1E331MNL1GS
470	10×10	0.16	117.5	0.09	670	UUD1E471MNL1GS	
35 (1V)	4.7	4×5.8	0.12	3	1.80	80	UUD1V47MCL1GS
	10	5×5.8	0.12	3.5	0.76	150	UUD1V100MCL1GS
	15	5×5.8	0.12	5.25	0.76	150	UUD1V150MCL1GS
	22	5×5.8	0.12	7.7	0.76	150	UUD1V220MCL1GS
	27	6.3×5.8	0.12	9.45	0.44	230	UUD1V270MCL1GS
	33	6.3×5.8	0.12	11.55	0.44	230	UUD1V330MCL1GS
	47	6.3×5.8	0.12	16.45	0.44	230	UUD1V470MCL1GS
	56	6.3×7.7	0.12	19.6	0.34	280	UUD1V560MCL1GS
	68	6.3×7.7	0.12	23.8	0.34	280	UUD1V680MCL1GS
	100	8×10	0.14	35	0.17	450	UUD1V101MNL1GS
	150	8×10	0.14	52.5	0.17	450	UUD1V151MNL1GS
	220	8×10	0.14	77	0.17	450	UUD1V221MNL1GS
330	10×10	0.14	115.5	0.09	670	UUD1V331MNL1GS	
50 (1H)	1	4×5.8	0.12	3	5.00	30	UUD1H010MCL1GS
	2.2	4×5.8	0.12	3	5.00	30	UUD1H2R2MCL1GS
	3.3	4×5.8	0.12	3	5.00	30	UUD1H3R3MCL1GS
	4.7	5×5.8	0.12	3	1.52	85	UUD1H4R7MCL1GS
	10	6.3×5.8	0.12	5	0.88	165	UUD1H100MCL1GS
	15	6.3×5.8	0.12	7.5	0.88	165	UUD1H150MCL1GS
	22	6.3×5.8	0.12	11	0.88	165	UUD1H220MCL1GS
	27	6.3×7.7	0.12	13.5	0.68	185	UUD1H270MCL1GS
	33	6.3×7.7	0.12	16.5	0.68	185	UUD1H330MCL1GS
	47	6.3×7.7	0.12	23.5	0.68	185	UUD1H470MCL1GS
	56	8×10	0.14	28	0.34	300	UUD1H560MNL1GS
	68	8×10	0.14	34	0.34	300	UUD1H680MNL1GS
	100	8×10	0.14	50	0.34	300	UUD1H101MNL1GS
	150	10×10	0.14	75	0.18	670	UUD1H151MNL1GS
220	10×10	0.14	110	0.18	670	UUD1H221MNL1GS	

• For taping specifications, recommended land size/soldering by reflow and minimum order quantity, please refer to the Guidelines for Aluminum Electrolytic Capacitors.

Looking for pricing, stock, or lifecycle information?

Click below to explore more details on WIN SOURCE:

- ⊖ [View UUD1H220MCL1GS on WIN SOURCE](#)
- ⊖ [Nichicon Information](#)

Optimize Your Supply Chain with WIN SOURCE Solutions

- ✓ Global Sourcing Solution
- ✓ Obsolete Management
- ✓ Cost Control Management
- ✓ Shortage Management
- ✓ Alternative Solution
- ✓ Excess Inventory Management