



**THE DATASHEET OF
NPPN172GFNS-RC**

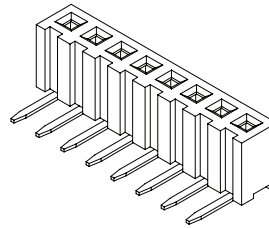




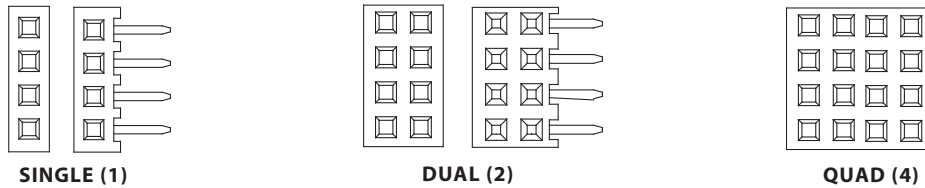
.079" [2.00 mm] Contact Centers, Female Headers, Straight/Right Angle/SMT

SPECIFICATIONS

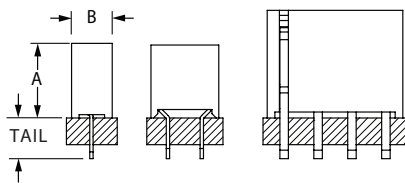
- 2 Amps current rating
- UL Flammability Rating: 94V-0
- Insulator Material: Black Nylon
- Contact Material: Phosphor Bronze



READOUT

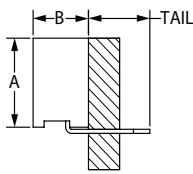


TERMINATION TYPE



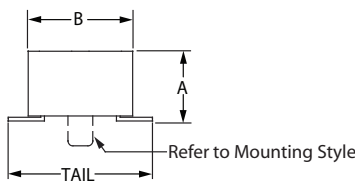
STRAIGHT

P/N CODE	ROWS	TERMINATION TYPE	A	B	TAIL
BFC	1	STRAIGHT	.173 [4.40]	.094 [2.40]	.094 [2.40]
AFC	2	STRAIGHT	.169 [4.30]	.157 [4.00]	.094 [2.40]
AFE	2	STRAIGHT	.169 [4.30]	.157 [4.00]	.110 [2.80]
EFC	4	STRAIGHT	.250 [6.35]	.315 [8.00]	.094 [2.40]



RIGHT ANGLE

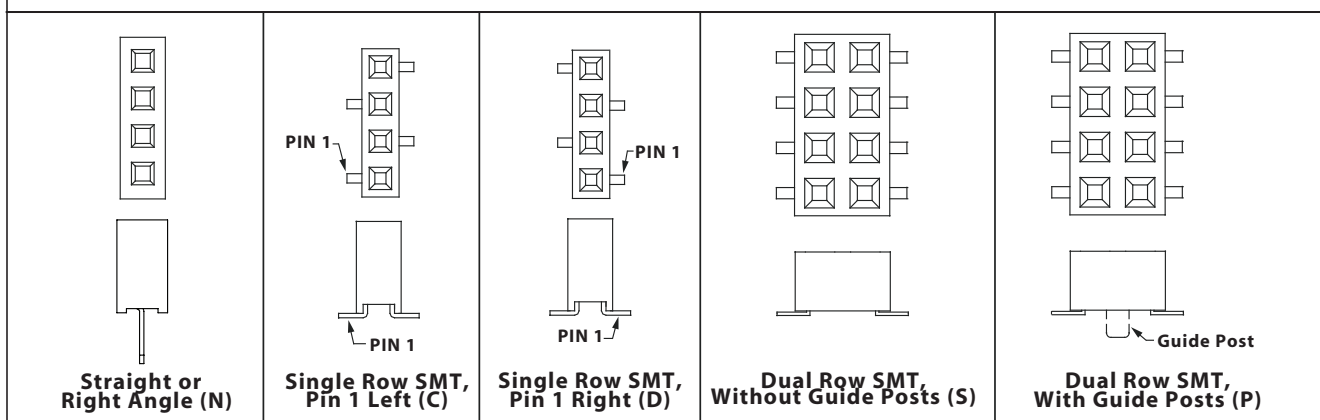
P/N CODE	ROWS	TERMINATION TYPE	A	B	TAIL
FGG	1	RIGHT ANGLE	.169 [4.30]	.110 [2.80]	.122 [3.10]
FJF	2	RIGHT ANGLE	.283 [7.20]	.191 [4.85]	.118 [3.00]



SMT

P/N CODE	ROWS	TERMINATION TYPE	A	B	TAIL
BFL	1	SMT	.181 [4.60]	.094 [2.40]	.157 [4.00]
BHL	1	SMT	.169 [4.30]	.094 [2.40]	.157 [4.00]
GFN	2	SMT	.110 [2.80]	.165 [4.20]	.228 [5.80]
GHN	Replaced by GFN				
FFK	2	SMT	.173 [4.40]	.157 [4.00]	.228 [5.80]

MOUNTING STYLE





.079" [2.00 mm] Contact Centers, Female Headers, Straight/Right Angle/SMT

PART NUMBER OPTIONS

MATERIALS (INSULATOR/CONTACT)
 NP = Nylon /Phosphor Bronze

CONTACT FINISH - RoHS Compliant

Contact Surface	Termination
P = Gold Flash	Gold Flash (For 1 and 2 Rows)
R = .000020" Gold	.000100" Tin (For 4 Rows)

Consult factory for other plating options.

CONTACT CENTERS
 N = .079" [2.00 mm]

NUMBER OF POSITIONS

Positions Available	Termination
2 Thru 40 = AFC, AFE, BFL, FFK, FGG, FJF, GFN	
3 Thru 40 = BFC, BHL	
5 Thru 30 = EFC	

NUMBER OF ROWS (Opposite Page)

1 = One Row
 2 = Two Rows
 4 = Four Rows

RoHS COMPLIANT
 Consult Factory For Modifications

MOUNTING STYLE

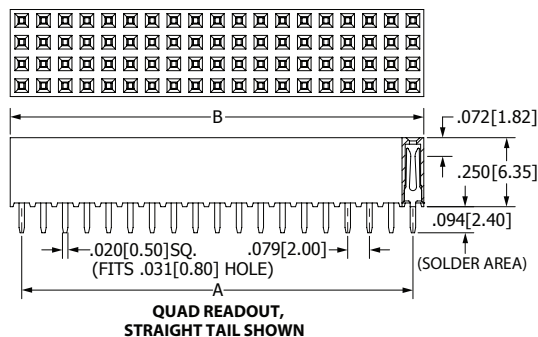
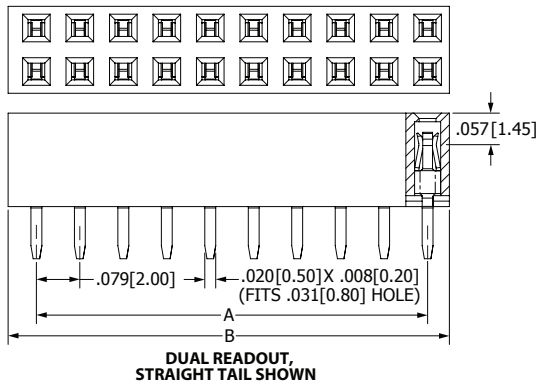
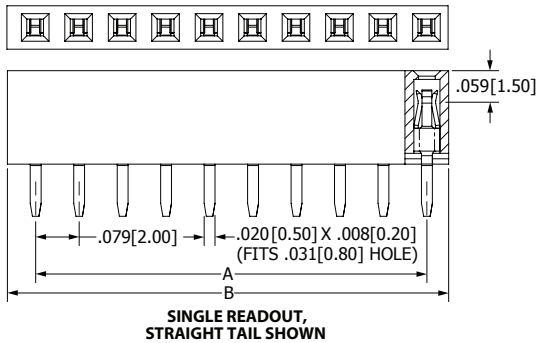
N = No Mounting
 C = SMT, Single row female, pin 1 Left
 D = SMT, Single row female, pin 1 Right
 P = Surface mount with guide Posts
 S = Surface mount without guide Posts

TERMINATION TYPE (Opposite Page)

AFC = Thru Hole	Top Entry
AFE = Thru Hole	Top Entry/Closed Bottom
BFC = Thru Hole	Top Entry
EFC = Thru Hole	Top Entry
FGG = R/A	Top Entry
FJF = R/A	Top Entry
BFL = SMT	Top Entry
FFK = SMT	Top Entry
BHL, GFN = SMT	Top/Bottom Entry
GHN = SMT	Replaced by GFN

DIMENSIONS

Dimensions in [] are in millimeters, all others are in inches.





NUMBER OF CONTACTS SINGLE/DUAL/ QUAD	CENTER TO CENTER LENGTH [A]		OVERALL LENGTH [B]**	
	in	mm	in	mm
02/04/NA	0.079	2.00	0.157	4.00
03/06/NA	0.157	4.00	0.236	6.00
04/08/NA	0.236	6.00	0.315	8.00
05/10/20	0.315	8.00	0.394	10.00
06/12/24	0.394	10.00	0.472	12.00
07/14/28	0.472	12.00	0.551	14.00
08/16/32	0.551	14.00	0.630	16.00
09/18/36	0.630	16.00	0.709	18.00
10/20/40	0.709	18.00	0.787	20.00
11/22/44	0.787	20.00	0.866	22.00
12/24/48	0.866	22.00	0.945	24.00
13/26/52	0.945	24.00	1.024	26.00
14/28/54	1.024	26.00	1.102	28.00
15/30/60	1.102	28.00	1.181	30.00
16/32/64	1.181	30.00	1.260	32.00
17/34/68	1.260	32.00	1.339	34.00
18/36/72	1.339	34.00	1.417	36.00
19/38/76	1.417	36.00	1.496	38.00
20/40/80	1.496	38.00	1.575	40.00
21/42/84	1.575	40.00	1.654	42.00
22/44/88	1.654	42.00	1.732	44.00
23/46/92	1.732	44.00	1.811	46.00
24/48/96	1.811	46.00	1.890	48.00
25/50/100	1.890	48.00	1.969	50.00
26/52/104	1.969	50.00	2.047	52.00
27/54/108	2.047	52.00	2.126	54.00
28/56/112	2.126	54.00	2.205	56.00
29/58/116	2.205	56.00	2.283	58.00
30/60/120	2.283	58.00	2.362	60.00
31/62/NA	2.362	60.00	2.441	62.00
32/64/NA	2.441	62.00	2.520	64.00
33/66/NA	2.520	64.00	2.598	66.00
34/68/NA	2.598	66.00	2.677	68.00
35/70/NA	2.677	68.00	2.756	70.00
36/72/NA	2.756	70.00	2.835	72.00
37/74/NA	2.835	72.00	2.913	74.00
38/76/NA	2.913	74.00	2.992	76.00
39/78/NA	2.992	76.00	3.071	78.00
40/80/NA	3.071	78.00	3.150	80.00

** Dimension 'B' as shown are for 'FFK', Consult factory for other termination.

Looking for pricing, stock, or lifecycle information?

Click below to explore more details on WIN SOURCE:

-  [View NPPN172GFNS-RC on WIN SOURCE](#)
-  [Sullins Connector Solutions](#) Information

Optimize Your Supply Chain with WIN SOURCE Solutions

-  Global Sourcing Solution
-  Obsolete Management
-  Cost Control Management
-  Shortage Management
-  Alternative Solution
-  Excess Inventory Management