



THE DATASHEET OF DN2272



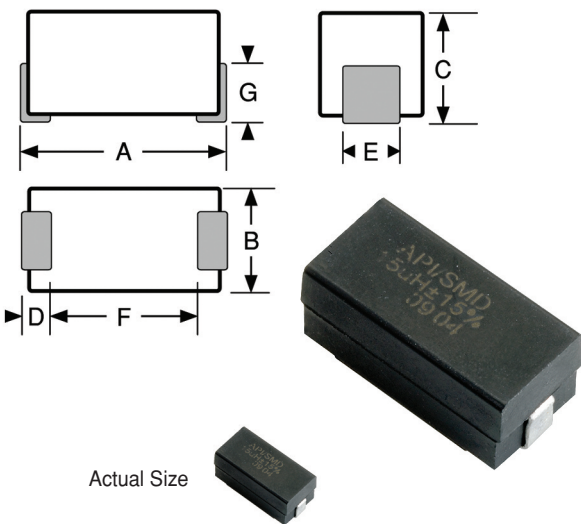
SERIES

**5022R
5022**



Surface Mountable Inductors

INDUCTANCE (μH) ±5%
TEST FREQUENCY (MHz)
Q MINIMUM
SRF MINIMUM (MHz)
DC RESISTANCE MAXIMUM (OHMS)
CURRENT RATING MAXIMUM (mA)



Physical Parameters

	Inches	Millimeters
A	0.490 to 0.520	12.44 to 13.21
B	0.230 to 0.250	5.84 to 6.35
C	0.210 to 0.230	5.33 to 5.84
D	0.050 Min.	1.27 Min.
E	0.055 to 0.095	1.397 to 2.413
F	0.330 (Ref. only)	8.38 (Ref. only)
G	0.120 (Ref. only)	3.04 (Ref. only)

Weight Max. (Grams) 1.5

Mechanical Configuration Units are encapsulated in an epoxy molded surface mount package.

Operating Temperature Range -55°C to +125°C

Current Rating at 90°C Ambient 35°C Rise

Maximum Power Dissipation at 90°C 0.405 W

Marking Delevan; 5022; dash number; date code (YYWWL). Note: An R before the date code indicates a RoHS component.

Example: 5022R-102G

DELEVAN
5022
102
R0542A

Packaging Tape & reel (24mm): 13" reel, 800 pieces max.; 7" reel not available


Made In the U.S.A.


SERIES 5022 PHENOLIC CORE						
-151J	0.15	50	25.0	525	0.030	3500
-161J	0.16	50	25.0	525	0.040	3025
-181J	0.18	50	25.0	500	0.043	2915
-201J	0.20	50	25.0	475	0.047	2790
-221J	0.22	50	25.0	450	0.055	2580
-241J	0.24	45	25.0	415	0.060	2470
-271J	0.27	45	25.0	400	0.070	2285
-301J	0.30	45	25.0	380	0.080	2140
-331J	0.33	45	25.0	360	0.090	2015
-361J	0.36	45	25.0	345	0.098	1935
-391J	0.39	45	25.0	330	0.100	1915
-431J	0.43	45	25.0	315	0.110	1825
-471J	0.47	45	25.0	310	0.120	1750
-511J	0.51	45	25.0	300	0.130	1680
-561J	0.56	50	25.0	280	0.135	1645
-621J	0.62	50	25.0	260	0.140	1615
-681J	0.68	50	25.0	250	0.150	1555
-751J	0.75	50	25.0	230	0.180	1425
-821J	0.82	50	25.0	220	0.220	1300
-911J	0.91	50	25.0	210	0.240	1240
-102J	1.00	50	25.0	200	0.290	1125
-112J	1.10	33	7.9	190	0.420	930
-122J	1.20	33	7.9	180	0.420	930
-132J	1.30	33	7.9	170	0.480	875
-152J	1.50	33	7.9	160	0.500	855
-162J	1.60	33	7.9	155	0.600	780
-182J	1.80	33	7.9	150	0.650	755
-202J	2.00	33	7.9	140	0.800	675
-222J	2.20	33	7.9	135	0.950	620
-242J	2.40	33	7.9	130	1.100	575
-272J	2.70	33	7.9	120	1.200	550
-302J	3.00	33	7.9	115	1.800	455
-332J	3.30	33	7.9	110	2.000	430
-362J	3.60	33	7.9	105	2.150	415
-392J	3.90	33	7.9	100	2.300	395
-432J	4.30	33	7.9	95	2.400	390
-472J	4.70	33	7.9	90	2.600	375

Optional Tolerances: H = 3% G = 2% F = 1%
*Complete part # must include series # PLUS the dash #
For surface finish information, refer to www.delevanfinishes.com

Looking for pricing, stock, or lifecycle information?

Click below to explore more details on WIN SOURCE:

 [View DN2272 on WIN SOURCE](#)

 [Vishay Information](#)

Optimize Your Supply Chain with WIN SOURCE Solutions

-  Global Sourcing Solution
-  Obsolete Management
-  Cost Control Management
-  Shortage Management
-  Alternative Solution
-  Excess Inventory Management