



**THE DATASHEET OF
DN2237TR-ND**

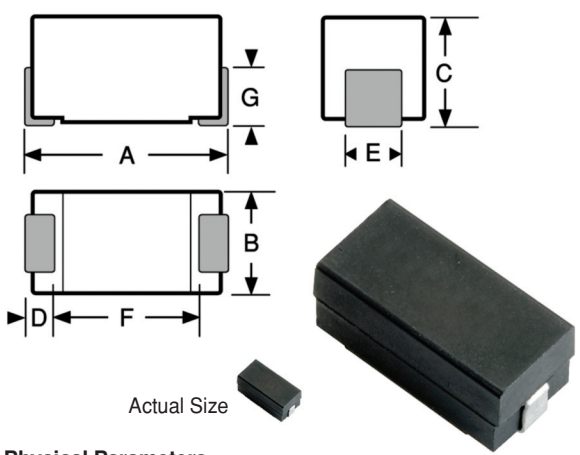


SERIES

**4922R
4922**



Surface Mount High Current Power Inductors



Physical Parameters

	Inches	Millimeters
A	0.490 to 0.520	12.44 to 13.21
B	0.230 to 0.250	5.84 to 6.35
C	0.210 to 0.230	5.33 to 5.84
D	0.050 Min.	1.27 Min.
E	0.055 to 0.075	1.40 to 1.91
F	0.330 (Ref. only)	8.38 (Ref. only)
G	0.120 (Ref. only)	3.04 (Ref. only)

Operating Temperature Range -55°C to +125°C

Current Rating at 85°C Ambient 40°C Rise

Maximum Power Dissipation at 85°C 0.55 Watts

Inductance
Measured at 1 VAC open circuit with no DC current.

Incremental Current The current at which the inductance will be decreased by a maximum of 5% from its initial zero DC value.

Weight (Grams Max.) 1.5

Marking Delevan; dash number; date code (YYWWL).
Note: An R before the date code indicates a RoHS component.

Example: 4922-01L
DELEVAN
01
0918A

Packaging Tape & reel (24mm): 13" reel, 800 pieces max.; 7" reel not available

Made In the U.S.A.

DASH NUMBER*
0 AMPS DC INDUCTANCE
±15% (µH @ 10 kHz)
DCR (OHMS) MAXIMUM
RATED DC CURRENT
(Amps) MAXIMUM
INCREMENTAL
CURRENT (Amps)

SERIES 4922 FERRITE CORE				
-221	0.22	0.0080	7.00	7.00
-271	0.27	0.0085	6.75	6.75
-331	0.33	0.0090	6.50	6.50
-391	0.39	0.0095	6.25	6.25
-471	0.47	0.0100	6.00	6.00
-561	0.56	0.0105	5.80	5.80
-681	0.68	0.0110	5.70	5.70
-821	0.82	0.0120	5.60	5.60
-01	1.00	0.013	5.50	5.50
-02	1.20	0.018	4.69	4.69
-03	1.50	0.020	4.45	4.45
-04	1.80	0.021	4.34	4.34
-05	2.20	0.029	3.70	3.70
-06	2.70	0.034	3.41	3.41
-07	3.30	0.038	3.23	3.23
-08	3.90	0.042	3.07	3.07
-09	4.70	0.047	2.90	2.90
-10	5.60	0.051	2.79	2.79
-11	6.80	0.058	2.61	2.61
-12	8.20	0.063	2.51	2.51
-13	10.0	0.071	2.36	2.36
-14	12.0	0.079	2.24	2.24
-15	15.0	0.089	2.11	2.11
-16	18.0	0.119	1.82	1.82
-17	22.0	0.152	1.61	1.61
-18	27.0	0.179	1.48	1.48
-19	33.0	0.222	1.33	1.33
-20	39.0	0.315	1.12	1.12
-21	47.0	0.362	1.04	1.04
-22	56.0	0.397	1.00	1.00
-23	68.0	0.418	0.97	0.97
-24	82.0	0.604	0.81	0.81
-25	100	0.672	0.76	0.76
-26	120	0.735	0.73	0.73
-27	150	0.998	0.63	0.63
-28	180	1.370	0.53	0.53
-29	220	1.580	0.50	0.50
-30	270	1.770	0.47	0.47
-31	330	2.510	0.39	0.39
-32	390	2.730	0.38	0.38
-33	470	3.250	0.35	0.35
-34	560	3.750	0.33	0.33
-35	680	4.310	0.30	0.30
-36	820	6.040	0.26	0.26
-37	1000	6.900	0.24	0.24
-38	1200	10.00	0.200	0.200
-39	1500	12.50	0.178	0.178
-40	1800	16.00	0.157	0.157
-41	2200	20.00	0.141	0.141
-42	2700	23.00	0.131	0.131
-43	3300	25.00	0.126	0.126
-44	3900	33.00	0.110	0.110
-45	4700	37.00	0.103	0.103
-46	5600	40.00	0.100	0.100
-47	6800	62.00	0.080	0.080
-48	8200	66.00	0.077	0.077
-49	10000	74.00	0.071	0.071
-50	12000	93.00	0.065	0.065
-51	15000	105.0	0.061	0.061
-52	18000	143.0	0.052	0.052
-53	22000	160.0	0.050	0.050



Optional Tolerances: Values < 10µH: K = 10% J = 5%
Values ≥ 10µH: K = 10% J = 5% H = 3%

*Complete part # must include series # PLUS the dash #

For surface finish information, refer to www.delevanfinishes.com

Looking for pricing, stock, or lifecycle information?

Click below to explore more details on WIN SOURCE:

-  [View DN2237TR-ND on WIN SOURCE](#)
-  [API Delevan Inc. Information](#)

Optimize Your Supply Chain with WIN SOURCE Solutions

-  Global Sourcing Solution
-  Obsolete Management
-  Cost Control Management
-  Shortage Management
-  Alternative Solution
-  Excess Inventory Management