







**THE DATASHEET OF  
DF57H-2S-1.2C(08)**



Jun.1.2024 Copyright 2024 HIROSE ELECTRIC CO., LTD. All Rights Reserved.  
In case of consideration for using Automotive equipment / device which demand high reliability, kindly contact our sales window correspondents.

APPLICABLE STANDARD													
RATING	OPERATING TEMPERATURE RANGE		-35 °C TO +85°C (NOTE1)				STORAGE TEMPERATURE RANGE		-10 °C TO +60°C (NOTE3)				
	OPERATING HUMIDITY RANGE		20% TO 80% (NOTE2)				STORAGE HUMIDITY RANGE		40% TO 70% (NOTE3)				
	VOLTAGE		50 V AC/DC				VOLTAGE		50 V AC/DC				
	CURRENT	NUMBER OF CONTACTS	AWG28	AWG30	AWG32	AWG34	UL· C-UL RATING	CURRENT 	NUMBER OF CONTACTS	AWG28	AWG30	AWG32	AWG34
		2	2.5A	1.5A	1.0A	0.8A			2	2.5A	1.5A	1.2A	1.0A
		3	2.0A	1.5A	1.0A	0.8A			3	2.0A	1.5A	1.2A	1.0A
4,5,6		1.5A	1.0A	0.8A	0.5A	4,5,6			1.5A	1.0A	1.0A	1.0A	
APPLICABLE CONNECTOR		DF57H-*P-1.2V(##)				OPERATING TEMPERATURE RANGE		-35 °C TO +75°C (NOTE1)					
APPLICABLE CONTACT		DF57-2830SCF DF57-3234SCF											
SPECIFICATIONS													
ITEM		TEST METHOD				REQUIREMENTS				QT	AT		
<b>CONSTRUCTION</b>													
GENERAL EXAMINATION		VISUALLY AND BY MEASURING INSTRUMENT.				ACCORDING TO DRAWING.				X	X		
MARKING		CONFIRMED VISUALLY.								X	X		
<b>ELECTRIC CHARACTERISTICS</b>													
INSULATION RESISTANCE		100 V DC.				100 MΩ MIN.				X	—		
VOLTAGE PROOF		500 V AC FOR 1 min.				NO FLASHOVER OR BREAKDOWN.				X	—		
<b>MECHANICAL CHARACTERISTICS</b>													
MECHANICAL OPERATION		30 TIMES INSERTION AND EXTRACTION.				NO DAMAGE, CRACK OR LOOSENESS OF PARTS.				X	—		
VIBRATION		FREQUENCY 10 TO 55 Hz, SINGLE AMPLITUDE 0.75 mm, AT 10 CYCLES FOR 3 DIRECTION.				NO DAMAGE, CRACK OR LOOSENESS OF PARTS.				X	—		
SHOCK		490 m/s <sup>2</sup> DURATION OF PULSE 11 ms AT 3 TIMES FOR 3 DIRECTIONS.								X	—		
<b>ENVIRONMENTAL CHARACTERISTICS</b>													
DAMP HEAT(STEADY STATE)		EXPOSED AT 40 ± 2°C , 90 TO 95 % , 96 h. (AFTER LEAVING THE ROOM TEMPERATURE FOR 1-2h.)				① INSULATION RESISTANCE: 100 MΩ MIN. ② NO DAMAGE, CRACK OR LOOSENESS OF PARTS.				X	—		
RAPID CHANGE OF TEMPERATURE		TEMPERATURE -55°C→ +85°C TIME 30min→ 30min UNDER 5 CYCLES. (THE TRANSFERRING TIME OF THE TANK IS 2-3 min) (AFTER LEAVING THE ROOM TEMPERATURE FOR 1-2h.)				① INSULATION RESISTANCE: 100 MΩ MIN. ② NO DAMAGE, CRACK OR LOOSENESS OF PARTS.				X	—		
REMARKS													
NOTE 1: INCLUDE THE TEMPERATURE RISING BY CURRENT. NOTE2:NO CONDENSING NOTE3:APPLY TO THE CONDITION OF LONG TERM STORAGE FOR UNUSED PRODUCTS BEFORE PCB ON BOARD, AFTER PCB BOARD , OPERATING TEMPERATURE AND HUMIDITY RANGE IS APPLIED FOR INTERIM STORAGE DURING TRANSPORTATION.													
	COUNT	DESCRIPTION OF REVISIONS				DESIGNED		CHECKED		DATE			
	1	DIS-H-008817				TS. KUMAZAWA		TS. FUKUSHIMA		14.06.13			
Unless otherwise specified, refer to IEC 60512.							APPROVED	KI. AKIYAMA		12.11.21			
							CHECKED	HK. UMEHARA		12.11.21			
							DESIGNED	TS. KUMAZAWA		12.11.21			
							DRAWN	TS. KUMAZAWA		12.11.21			
Note QT:Qualification Test AT:Assurance Test X:Applicable Test						DRAWING NO.		ELC4-349275-01					
	SPECIFICATION SHEET					PART NO.	DF57H-*S-1.2C(08)						
	HIROSE ELECTRIC CO., LTD.					CODE NO.	CL666-			1/1			

## Looking for pricing, stock, or lifecycle information?

Click below to explore more details on WIN SOURCE:

- [View DF57H-2S-1.2C\(08\) on WIN SOURCE](#)
- [Hirose Electric Co Ltd Information](#)

## Optimize Your Supply Chain with WIN SOURCE Solutions

- ✓ Global Sourcing Solution
- ✓ Obsolete Management
- ✓ Cost Control Management
- ✓ Shortage Management
- ✓ Alternative Solution
- ✓ Excess Inventory Management