













**THE DATASHEET OF
DF13-2630SCF(41)**



Jun.1.2024 Copyright 2024 HIROSE ELECTRIC CO., LTD. All Rights Reserved.
In case of consideration for using Automotive equipment / device which demand high reliability, kindly contact our sales window correspondents.




Applicable standard					
Rating	Operating temperature range	-35 °C to +85 °C(Notes 1)	Storage temperature range	-10°C to +60 °C(Note 3)	
	Operating humidity range 	20% to + 80%(Note 2)	Storage humidity range 	40% to + 70%(Note 3)	
	Voltage	150 V AC/DC	Current 	AWG 26 : 2.5A AWG 28 : 2.0A AWG 30 : 1.0A	
	Applicable cable	26 - 30 AWG			
Specifications					
Item	Test method		Requirements	QT	AT
Construction					
General examination	Visually and by measuring instrument.		According to drawing.	X	X
Marking	Confirmed visually.			X	X
Electric characteristics					
Contact resistance Millivolt level method	100 mA (DC or 1000Hz).		30 mΩ MAX.	X	-
Mechanical characteristics					
Contact insertion and extraction force	<input type="checkbox"/> 0.35±0.002mm by steel gauge.		Insertion force : 3.0N MAX. Extraction force : 0.3N MIN.	x	-
Mechanical operation	30 times insertions and extractions.		① Contact resistance: 30 mΩ MAX. ② No damage, crack or looseness of parts.	X	-
Vibration	Frequency 10 to 55 Hz, single amplitude 0.75 mm, at 2 h, for 3 directions.		① No electrical discontinuity of 1 μs. ② No damage, crack or looseness of parts.	X	-
Shock	490 m/s ² duration of pulse 11 ms at 3 times for 3 directions.		① No electrical discontinuity of 1 μs. ② No damage, crack or looseness of parts.	X	-
Crimp tensile Strength	Fix the contact and pull the cable.		AWG 26 : 20N MIN. AWG 28 : 10N MIN. AWG 30 : 5.9N MIN.	X	-
Environmental characteristics					
Rapid change of temperature 	Temperature -55→15 to 35 →+85→15 to 35 °c Time 30→ 2 to 3 → 30 → 2 to 3 min Under 5 cycles.		① Contact resistance: 30 mΩ MAX. ② No damage, crack or looseness of parts.	X	-
Damp heat (Steady state) 	Exposed at 40 ± 2 °c, 90 to 95 %, 96 h.		① Contact resistance: 30 mΩ MAX. ② No damage, crack or looseness of parts.	X	-
Remarks					
Note 1: Include the temperature rising by current.					
Note 2: No condensing. 					
Note 3: Apply to the condition of long term storage for unused products before mounted on PCB.  After mounted on PCB, operation temperature and humidity range is applied for interim storage during transportation.					
	Count	Description of revisions	Designed	Checked	Date
	7		HT. SATO	SZ. ONO	20190531
Unless otherwise specified , refer to IEC 60512.			Approved	KJ. KATAYOSE	20050105
			Checked	TY. OMA	20050105
			Designed	TS. KUMAZAWA	20050105
			Drawn	TS. KUMAZAWA	20050105
Note QT:Qualification Test AT:Assurance Test X:Applicable Test			Drawing no.		ELC-081857-41-00
	Specification sheet		Part no.	DF13-2630SCF (41)	
	Hirose electric co., ltd.		Code no.	CL536-0300-5-41	 1/1

Looking for pricing, stock, or lifecycle information?

Click below to explore more details on WIN SOURCE:

-  [View DF13-2630SCF\(41\) on WIN SOURCE](#)
-  [Hirose Electric Co Ltd Information](#)

Optimize Your Supply Chain with WIN SOURCE Solutions

-  Global Sourcing Solution
-  Obsolete Management
-  Cost Control Management
-  Shortage Management
-  Alternative Solution
-  Excess Inventory Management