



**THE DATASHEET OF  
3SMAJ5956B-TP**



## Features

- 5.1 Thru 200 Volt Voltage Range
- Glass Passivated Junction
- Surface Mount Application
- Halogen Free. "Green" Device (Note 1)
- Moisture Sensitivity Level 1
- Epoxy Meets UL 94 V-0 Flammability Rating
- Lead Free Finish/RoHS Compliant (Note2) ("P" Suffix Designates Compliant. See Ordering Information)

## Maximum Ratings

- Operating Junction Temperature Range: -55°C to +150°C
- Storage Temperature Range: -55°C to +150°C
- Thermal Resistance : 25°C/W Junction to Lead
- Thermal Resistance : 135°C/W Junction to Ambient

Parameter	Symbol	Rating	Conditions
Steady State Power Dissipation	$P_D$	3.0W	Note 3
Maximum Forward Voltage	$V_F$	1.5V	$I_F=200mA$

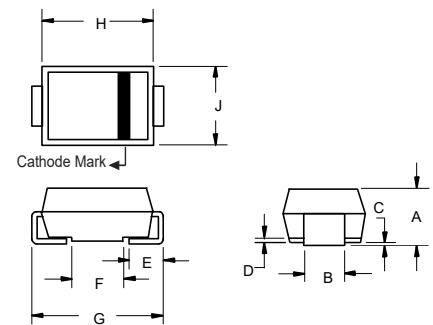
Note: 1. Halogen free "Green" products are defined as those which contain <900ppm bromine, <900ppm chlorine (<1500ppm total Br + Cl) and <1000ppm antimony compounds.

2. High Temperature Solder Exemption Applied, see EU Directive Annex 7a.

3. Mounted on 5.0mm<sup>2</sup> (1oz thick) land areas.  
Lead temperature at  $T_L=75^\circ C$

## 3.0 Watt Surface Mount Silicon Zener Diodes 5.1V to 200V

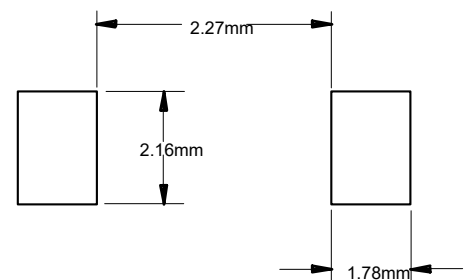
### SMA (DO-214AC) LEAD FRAME



#### DIMENSIONS

DIM	INCHES		MM		NOTE
	MIN	MAX	MIN	MAX	
A	0.075	0.096	1.90	2.44	
B	0.050	0.064	1.27	1.63	
C	0.002	0.008	0.051	0.203	
D	---	0.020	---	0.51	
E	0.030	0.060	0.76	1.52	
F	0.065	0.091	1.65	2.32	
G	0.189	0.220	4.80	5.59	
H	0.157	0.187	4.00	4.75	
J	0.090	0.115	2.25	2.92	

#### SUGGESTED SOLDER PAD LAYOUT



**Electrical Characteristics @ 25°C Unless Otherwise Specified**

MCC Part Number	Zener Voltage <sup>(4)</sup>	Test Current	Maximum Dynamic Impedance	Knee Current	Knee Impedance	Maximum Reverse Current	Reverse Voltage	Maximum DC Zener Current	Marking Code
	V <sub>Z</sub>	I <sub>ZT</sub>	Z <sub>ZT</sub> @ I <sub>ZT</sub>	I <sub>ZK</sub>	Z <sub>ZK</sub>	I <sub>R</sub>	V <sub>R</sub>	I <sub>ZM</sub>	
	V	mA	Ω	mA	Ω	μA	V	mA	
3SMAJ5918B	5.1	73.5	4	1	350	5	2	588	H18B
3SMAJ5919B	5.6	66.9	2	1	250	5	3	534	H19B
3SMAJ5920B	6.2	60.5	2	1	200	5	4	482	H20B
3SMAJ5921B	6.8	55.1	2.5	1	200	5	5.2	440	H21B
3SMAJ5922B	7.5	50	3	0.5	400	5	6	400	H22B
3SMAJ5923B	8.2	45.7	3.5	0.5	400	5	6.5	364	H23B
3SMAJ5924B	9.1	41.2	4	0.5	500	5	7	328	H24B
3SMAJ5925B	10	37.5	4.5	0.25	500	5	8	300	H25B
3SMAJ5926B	11	34.1	5.5	0.25	550	1	8.4	272	H26B
3SMAJ5927B	12	31.2	6.5	0.25	550	1	9.1	250	H27B
3SMAJ5928B	13	28.8	7	0.25	550	1	9.9	230	H28B
3SMAJ5929B	15	25	9	0.25	600	1	11.4	200	H29B
3SMAJ5930B	16	23.4	10	0.25	600	1	12.2	186	H30B
3SMAJ5931B	18	20.8	12	0.25	650	1	13.7	166	H31B
3SMAJ5932B	20	18.7	14	0.25	650	1	15.2	150	H32B
3SMAJ5933B	22	17	17.5	0.25	650	1	16.7	136	H33B
3SMAJ5934B	24	15.6	19	0.25	700	1	18.2	124	H34B
3SMAJ5935B	27	13.9	23	0.25	700	1	20.6	110	H35B
3SMAJ5936B	30	12.5	28	0.25	750	1	22.8	100	H36B
3SMAJ5937B	33	11.4	33	0.25	800	1	25.1	90	H37B
3SMAJ5938B	36	10.4	38	0.25	850	1	27.4	82	H38B
3SMAJ5939B	39	9.6	45	0.25	900	1	29.7	76	H39B
3SMAJ5940B	43	8.7	53	0.25	950	1	32.7	68	H40B
3SMAJ5941B	47	8	67	0.25	1000	1	35.8	62	H41B
3SMAJ5942B	51	7.3	70	0.25	1100	1	38.8	58	H42B
3SMAJ5943B	56	6.7	86	0.25	1300	1	42.6	52	H43B
3SMAJ5944B	62	6	100	0.25	1500	1	47.1	48	H44B
3SMAJ5945B	68	5.5	120	0.25	1700	1	51.7	44	H45B
3SMAJ5946B	75	5	140	0.25	2000	1	56	40	H46B
3SMAJ5947B	82	4.6	160	0.25	2500	1	62.2	36	H47B
3SMAJ5948B	91	4.1	200	0.25	3000	1	69.2	32	H48B
3SMAJ5949B	100	3.7	250	0.25	3100	1	76	30	H49B
3SMAJ5950B	110	3.4	300	0.25	4000	1	83.6	26	H50B
3SMAJ5951B	120	3.1	380	0.25	4500	1	91.2	24	H51B
3SMAJ5952B	130	2.9	450	0.25	5000	1	98.8	22	H52B
3SMAJ5953B	150	2.5	600	0.25	6000	1	114	20	H53B
3SMAJ5954B	160	2.3	700 350(@5mA)	0.25	6500	1	121.6	18	H54B
3SMAJ5955B	180	2.1	900	0.25	7000	1	136.8	16	H55B
3SMAJ5956B	200	1.9	1200	0.25	8000	1	152	14	H56B

Note : 4.TOLERANCE AND VOLTAGE DESIGNATION - The type numbers listed indicate a tolerance of +/-5%

## Curve Characteristics

Fig. 1 - Power Derating Curve

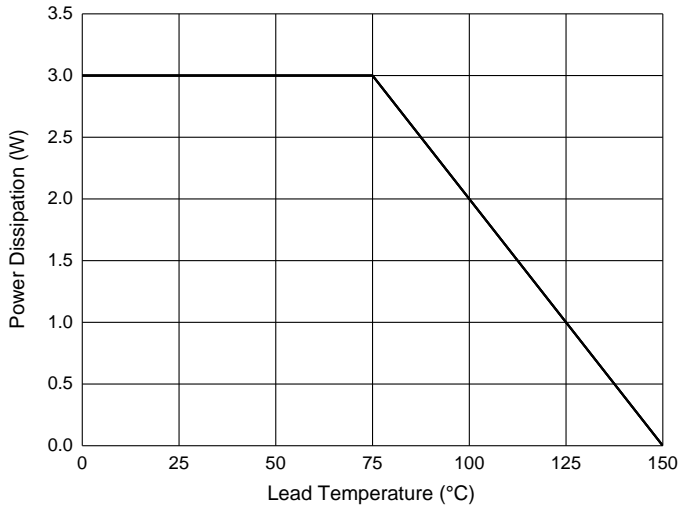
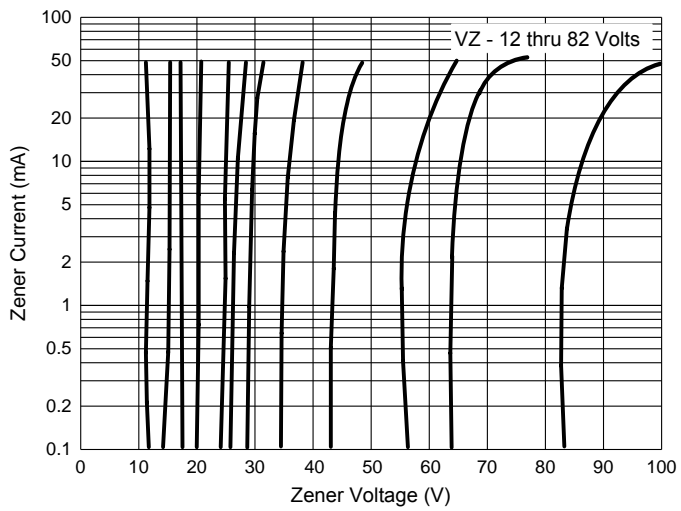


Fig. 2 - Typical Zener Breakdown Characteristics



Fig. 3 - Typical Zener Breakdown Characteristics



## Ordering Information

Device	Packing
Part Number-TP	Tape&Reel:7.5Kpcs/Reel

**\*\*\*IMPORTANT NOTICE\*\*\***

*Micro Commercial Components Corp.* reserves the right to make changes without further notice to any product herein to make corrections, modifications, enhancements, improvements, or other changes. *Micro Commercial Components Corp.* does not assume any liability arising out of the application or use of any product described herein; neither does it convey any license under its patent rights, nor the rights of others. The user of products in such applications shall assume all risks of such use and will agree to hold *Micro Commercial Components Corp.* and all the companies whose products are represented on our website, harmless against all damages. *Micro Commercial Components Corp.* products are sold subject to the general terms and conditions of commercial sale, as published at <https://www.mccsemi.com/Home/TermsAndConditions>.

**\*\*\*LIFE SUPPORT\*\*\***



MCC's products are not authorized for use as critical components in life support devices or systems without the express written approval of Micro Commercial Components Corporation.

**\*\*\*CUSTOMER AWARENESS\*\*\***

Counterfeiting of semiconductor parts is a growing problem in the industry. Micro Commercial Components (MCC) is taking strong measures to protect ourselves and our customers from the proliferation of counterfeit parts. MCC strongly encourages customers to purchase MCC parts either directly from MCC or from Authorized MCC Distributors who are listed by country on our web page cited below. Products customers buy either from MCC directly or from Authorized MCC Distributors are genuine parts, have full traceability, meet MCC's quality standards for handling and storage. **MCC will not provide any warranty coverage or other assistance for parts bought from Unauthorized Sources.** MCC is committed to combat this global problem and encourage our customers to do their part in stopping this practice by buying direct or from authorized distributors.

## Looking for pricing, stock, or lifecycle information?

Click below to explore more details on WIN SOURCE:

-  [View 3SMAJ5956B-TP](#) on WIN SOURCE
-  [Micro Commercial Co](#) Information

## Optimize Your Supply Chain with WIN SOURCE Solutions

-  Global Sourcing Solution
-  Obsolete Management
-  Cost Control Management
-  Shortage Management
-  Alternative Solution
-  Excess Inventory Management