



**THE DATASHEET OF**  
**9903-05-20TR**



# 9900 SERIES/SURFACE MOUNT REED RELAYS



## 9900 Series Surface Mount Reed Relays

Ideally suited to the needs of Automated Test Equipment and Instrumentation requirements, Coto's 9900 Series is the smallest Surface Mount Reed Relay available. The external Magnetic Shield reduces interaction between parts in high density boards. Small size makes these relays ideal for designs in high speed, high pin count VLSI testers where speed, size and performance are all needed.

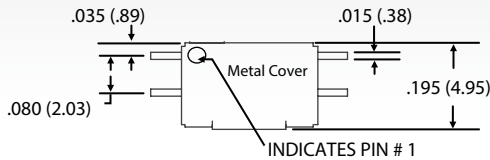
## 9900 Series Features

- ▶ Available in Axial, Gull wing and "J" lead configurations
- ▶ Tape and Reel packaging available
- ▶ High reliability, hermetically sealed contacts for long life
- ▶ High Insulation Resistance -  $10^{12} \Omega$  minimum
- ▶ Coaxial shield for 50 $\Omega$  impedance
- ▶ 6.5 GHz bandwidth for RF and Pulse switching (fast rise time pulses) [9903 only]
- ▶ External Magnetic Shield
- ▶ RoHS compliant

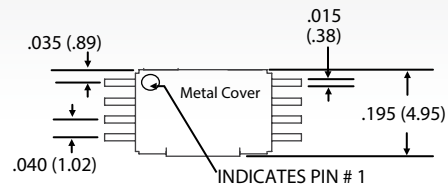
## DIMENSIONS

*in Inches (Millimeters)*

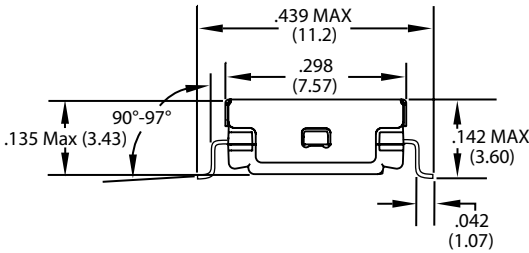
**Model 9901  
(Top View)**



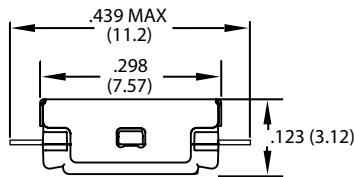
**Models 9903  
(Top View)**



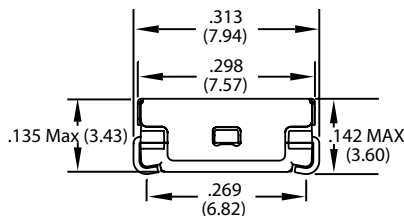
**Gull Wing<sup>2</sup>**  
(Call factory for availability)



**Axial<sup>2</sup>**



**J-Lead<sup>2</sup>**



## NOTE


▶ For RF Graph Performance, see "RF Graphs" section of the *Reed Relay Technical & Application Information*

## Ordering Information

<b>Part Number</b>	<b>99XX-XX-XX</b>	
<b>Model Number</b>		<b>Lead Style</b>
9901 (4-pin, no shield)		00=Gull Wing (Call factory for availability)
9903 (8-pin, coax shield)		10=Axial
		20=J-Lead
<b>Coil Voltage</b>		
05=5 volts		

MODEL NUMBER			9901	9903
Parameters	Test Conditions	Units	1 Form A	1 Form A 50Ω Coaxial
<b>COIL SPECS.</b>				
Nom. Coil Voltage		VDC	5	5
Max. Coil Voltage		VDC	6	6
Coil Resistance	+/- 10%, 25° C	Ω	150	150
Operate Voltage	Must Operate by	VDC - Max.	3.8	3.7
Release Voltage	Must Release by	VDC - Min.	0.4	0.4
<b>CONTACT RATINGS</b>				
Switching Voltage	Max DC/Peak AC Resist.	Volts	100	100
Switching Current	Max DC/Peak AC Resist.	Amps	0.25	0.25
Carry Current	Max DC/Peak AC Resist.	Amps	0.5	0.5
Contact Rating	Max DC/Peak AC Resist.	Watts	3	3
Life Expectancy-Typical <sup>1</sup>	Signal Level 1.0V, 10mA	x 10 <sup>6</sup> Ops.	1000	1000
Life Expectancy-Typical <sup>1</sup>	Signal Level 5.0V, 10mA	x 10 <sup>6</sup> Ops.	100	100
Static Contact Resistance (max. init.)	50mV, 10mA	Ω	0.15	0.15
Dynamic Contact Resistance (max. init.)	0.5V, 50mA at 100 Hz, 1.5 msec	Ω	0.15	0.15
<b>RELAY SPECIFICATIONS</b>				
Insulation Resistance (minimum)	Between all Isolated Pins at 100V, 25°C, 40% RH	Ω	10 <sup>12</sup>	10 <sup>12</sup>
Capacitance - Typical Across Open Contacts	No Shield	pF	-	-
	Shield Floating	pF	-	-
	Shield Guarding	pF	-	0.2
Open Contact to Coil	No Shield	pF	-	-
	Shield Floating	pF	-	-
	Shield Guarding	pF	-	0.5
Dielectric Strength (minimum)	Between Contacts	VDC/peak AC	160	160
	Contacts to Coil	VDC/peak AC	-	1500
	Contacts/Shield to Coil	VDC/peak AC	1500	1500
Operate Time - including bounce - Typical	At Nominal Coil Voltage, 30 Hz Square Wave	msec.	0.25	0.25
Release Time - Typical		msec.	0.05	0.05

Top View:  
Dot stamped on top of relay refers to pin #1 location



### Notes:

<sup>1</sup> Consult factory for life expectancy at other switching loads. Contact resistance 2.0Ω defines end of life.

<sup>2</sup> Surface mount component processing temperature: 500°F (260°C) max for 1 minute dwell time. Temperature measured on leads where lead exits molded package.

### Environmental Ratings:

Storage Temp: -35°C to +100°C; Operating Temp: -20°C to +85°C

All electrical parameters measured at 25°C unless otherwise specified.

Vibration: 20 G's to 2000 Hz; Shock: 50 G's

Moisture Sensitivity per J-STD-020V, Level 2

06262014

## Looking for pricing, stock, or lifecycle information?

Click below to explore more details on WIN SOURCE:

 [View 9903-05-20TR](#) on WIN SOURCE

 [Coto Technology](#) Information

## Optimize Your Supply Chain with WIN SOURCE Solutions

-  Global Sourcing Solution
-  Obsolete Management
-  Cost Control Management
-  Shortage Management
-  Alternative Solution
-  Excess Inventory Management