




**THE DATASHEET OF
LGL2W331MELC25**



LGL

Snap-in Terminal Type, 105°C Ultra-Smaller-Sized

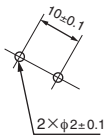
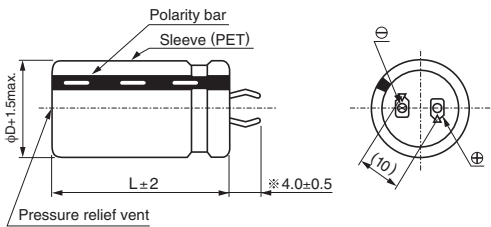


- One rank smaller case sized than LGG.
- Suited for equipment down sizing.
- Compliant to the RoHS directive (2011/65/EU,(EU)2015/863).

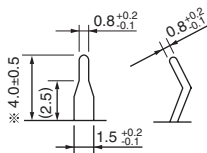
Specifications

Item	Performance Characteristics			
Category Temperature Range	- 25 to +105°C			
Rated Voltage Range	400 · 450V			
Rated Capacitance Range	120 to 1000μF			
Capacitance Tolerance	±20% at 120Hz, 20°C			
Leakage Current	$I \leq 3\sqrt{CV}$ (μA) (After 5 minutes' application of rated voltage at 20°C) [C : Rated Capacitance (μF) V : Voltage (V)]			
Tangent of loss angle (tan δ)	Rated voltage (V)	400 450	Measurement frequency : 120Hz at 20°C	
	tan δ (max.)	0.15 0.20		
Stability at Low Temperature	Rated voltage (V)	400 · 450		Measurement frequency : 120Hz
	Impedance ratio (max.)	Z(-25°C) / Z(+20°C)	8	
Endurance	The specifications listed at right shall be met when the capacitors are restored to 20°C after D.C. bias plus rated ripple current is applied for 2000 hours at 105°C, the peak voltage shall not exceed the rated voltage.		Capacitance change	Within ±20% of the initial capacitance value
			tan δ	200% or less than the initial specified value
			Leakage current	Less than or equal to the initial specified value
Shelf Life	After storing the capacitors under no load at 105°C for 1000 hours and then performing voltage treatment based on JIS C 5101-4 clause 4.1 at 20°C, they shall meet the characteristic requirements listed at right.		Capacitance change	Within ±20% of the initial capacitance value
			tan δ	200% or less than the initial specified value
			Leakage current	Less than or equal to the initial specified value
Marking	Printed with white color letter on black sleeve.			

Drawing



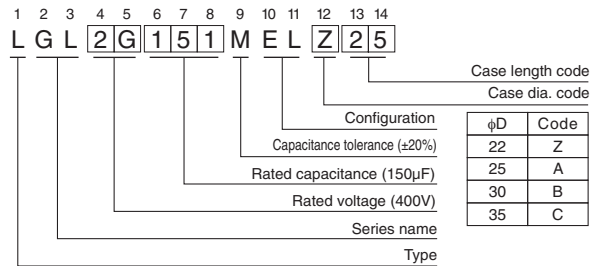
(PC board hole dimensions)



(Terminal dimensions)

※ Other terminations available upon request.
Please refer to the Guidelines for Aluminum Electrolytic Capacitors.

Type numbering system (Example : 400V 150μF)



Frequency coefficient of rated ripple current

Frequency (Hz)	50	60	120	300	1 k	10k	50k or more	
Coeff.	400 - 450V	0.77	0.82	1.00	1.16	1.30	1.41	1.43

● Dimension table in next page.



■ Dimensions



400V (2G)				
Cap. (μF)	Size φD × L(mm)	Rated ripple (mArms)	Leakage Current (mA)	Code
150	22 × 25	730	0.73	LGL2G151MELZ25
220	22 × 30	780	0.88	LGL2G221MELZ30
	25 × 25	780	0.88	LGL2G221MELA25
270	22 × 35	910	0.98	LGL2G271MELZ35
	25 × 30	910	0.98	LGL2G271MELA30
330	22 × 45	1070	1.08	LGL2G331MELZ45
	25 × 35	1070	1.08	LGL2G331MELA35
	30 × 25	1040	1.08	LGL2G331MELB25
390	22 × 50	1230	1.18	LGL2G391MELZ50
	25 × 40	1230	1.18	LGL2G391MELA40
	30 × 30	1230	1.18	LGL2G391MELB30
	35 × 25	1180	1.18	LGL2G391MELC25
470	25 × 45	1500	1.30	LGL2G471MELA45
	30 × 35	1500	1.30	LGL2G471MELB35
560	30 × 40	1660	1.41	LGL2G561MELB40
	35 × 30	1660	1.41	LGL2G561MELC30
680	30 × 45	1740	1.56	LGL2G681MELB45
	35 × 35	1740	1.56	LGL2G681MELC35
820	30 × 50	1920	1.71	LGL2G821MELB50
	35 × 40	1920	1.71	LGL2G821MELC40
1000	35 × 50	2200	1.89	LGL2G102MELC50

450V (2W)				
Cap. (μF)	Size φD × L(mm)	Rated ripple (mArms)	Leakage Current (mA)	Code
120	22 × 25	690	0.69	LGL2W121MELZ25
150	22 × 30	740	0.77	LGL2W151MELZ30
	25 × 25	740	0.77	LGL2W151MELA25
180	22 × 35	770	0.85	LGL2W181MELZ35
	25 × 30	770	0.85	LGL2W181MELA30
220	22 × 40	850	0.94	LGL2W221MELZ40
	25 × 35	850	0.94	LGL2W221MELA35
	30 × 25	820	0.94	LGL2W221MELB25
270	22 × 45	930	1.04	LGL2W271MELZ45
	25 × 40	930	1.04	LGL2W271MELA40
	30 × 30	930	1.04	LGL2W271MELB30
330	25 × 45	1120	1.15	LGL2W331MELA45
	30 × 35	1120	1.15	LGL2W331MELB35
	35 × 25	1070	1.15	LGL2W331MELC25
390	25 × 50	1280	1.25	LGL2W391MELA50
	30 × 40	1280	1.25	LGL2W391MELB40
	35 × 30	1280	1.25	LGL2W391MELC30
470	30 × 45	1480	1.37	LGL2W471MELB45
	35 × 35	1480	1.37	LGL2W471MELC35
560	30 × 50	1660	1.50	LGL2W561MELB50
	35 × 40	1660	1.50	LGL2W561MELC40
680	35 × 45	1770	1.65	LGL2W681MELC45
820	35 × 50	1930	1.82	LGL2W821MELC50

Rated ripple current (mArms) at 105°C 120Hz

Looking for pricing, stock, or lifecycle information?

Click below to explore more details on WIN SOURCE:

-  [View LGL2W331MELC25 on WIN SOURCE](#)
-  [Nichicon Information](#)

Optimize Your Supply Chain with WIN SOURCE Solutions

-  Global Sourcing Solution
-  Obsolete Management
-  Cost Control Management
-  Shortage Management
-  Alternative Solution
-  Excess Inventory Management