



**THE DATASHEET OF
LGW2D471MELZ30**


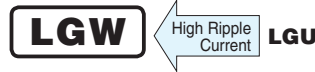


LGW

Snap-in Terminal Type, 105°C High Ripple Current



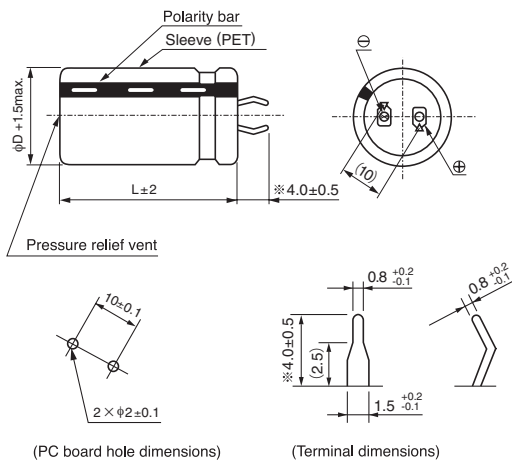
- High Ripple current.
- Withstanding 3000 hours application of rated ripple current at 105°C.
- Compliant to the RoHS directive (2011/65/EU,(EU)2015/863).



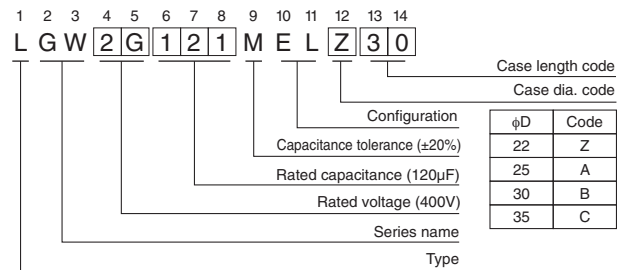
Specifications

Item	Performance Characteristics	
Category Temperature Range	- 40 to +105°C (200 · 250V) , - 25 to +105°C (400 · 450V)	
Rated Voltage Range	200 to 450V	
Rated Capacitance Range	82 to 2200μF	
Capacitance Tolerance	±20% at 120Hz, 20°C	
Leakage Current	$I \leq 3\sqrt{CV}$ (μA) (After 5 minutes' application of rated voltage at 20°C) [C : Rated Capacitance (μF) V : Voltage (V)]	
Tangent of loss angle (tan δ)	Rated voltage (V)	200 to 400 450
	tan δ (max.)	0.15 0.20
Stability at Low Temperature	Measurement frequency : 120Hz	
	Rated voltage (V)	200 · 250 400 · 450
	Impedance ratio (max.)	Z(-25°C) / Z(+20°C) 3 8
Endurance	The specifications listed at right shall be met when the capacitors are restored to 20°C after D.C. bias plus rated ripple current is applied for 3000 hours at 105°C, the peak voltage shall not exceed the rated voltage.	
	Capacitance change	Within ±20% of the initial capacitance value
	tan δ	200% or less than the initial specified value
Shelf Life	After storing the capacitors under no load at 105°C for 1000 hours and then performing voltage treatment based on JIS C 5101-4 clause 4.1 at 20°C, they shall meet the requirements listed at right.	
	Capacitance change	Within ±15% of the initial capacitance value
	tan δ	150% or less than the initial specified value
Marking	Printed with white color letter on black sleeve.	

Drawing



Type numbering system (Example : 400V 120μF)



※ Other terminations available upon request.
Please refer to the Guidelines for Aluminum Electrolytic Capacitors.

Frequency coefficient of rated ripple current

Frequency (Hz)	50	60	120	300	1k	10k	50k or more
Coeff.	200 · 250	0.81	0.85	1.00	1.17	1.32	1.45
	400 · 450	0.77	0.82	1.00	1.16	1.30	1.41

● Dimension table in next page.

LGW

■ Dimensions

200V (2D)				
Cap. (μF)	Size φD × L(mm)	Rated ripple (mA _{rms})	Leakage Current (mA)	Code
330	22 × 25	1970	0.77	LGW2D331MELZ25
470	22 × 30	2170	0.91	LGW2D471MELZ30
	25 × 25	2170	0.91	LGW2D471MELA25
560	22 × 35	2220	1.00	LGW2D561MELZ35
	25 × 30	2300	1.00	LGW2D561MELA30
680	22 × 40	2300	1.10	LGW2D681MELZ40
	25 × 35	2650	1.10	LGW2D681MELA35
	30 × 25	3080	1.10	LGW2D681MELB25
820	22 × 45	2650	1.21	LGW2D821MELZ45
	25 × 40	3080	1.21	LGW2D821MELA40
	30 × 30	3480	1.21	LGW2D821MELB30
	35 × 25	3480	1.21	LGW2D821MELC25
1000	25 × 45	3450	1.34	LGW2D102MELA45
	30 × 35	3980	1.34	LGW2D102MELB35
1200	25 × 50	3980	1.46	LGW2D122MELA50
	30 × 40	4200	1.46	LGW2D122MELB40
	35 × 30	4200	1.46	LGW2D122MELC30
1500	30 × 45	4620	1.64	LGW2D152MELB45
	35 × 35	4200	1.64	LGW2D152MELC35
1800	30 × 50	5220	1.80	LGW2D182MELB50
	35 × 40	4620	1.80	LGW2D182MELC40
2200	35 × 45	5220	1.98	LGW2D222MELC45

250V (2E)				
Cap. (μF)	Size φD × L(mm)	Rated ripple (mA _{rms})	Leakage Current (mA)	Code
270	22 × 25	1650	0.77	LGW2E271MELZ25
330	22 × 30	1800	0.86	LGW2E331MELZ30
	25 × 25	1800	0.86	LGW2E331MELA25
390	22 × 35	1950	0.93	LGW2E391MELZ35
	25 × 30	1950	0.93	LGW2E391MELA30
470	22 × 40	2100	1.02	LGW2E471MELZ40
	30 × 25	2200	1.02	LGW2E471MELB25
560	22 × 45	2250	1.12	LGW2E561MELZ45
	25 × 35	2250	1.12	LGW2E561MELA35
680	22 × 50	2550	1.23	LGW2E681MELZ50
	25 × 40	2550	1.23	LGW2E681MELA40
	30 × 30	2550	1.23	LGW2E681MELB30
	35 × 25	2550	1.23	LGW2E681MELC25
820	25 × 50	3000	1.35	LGW2E821MELA50
	30 × 35	3000	1.35	LGW2E821MELB35
	35 × 30	3000	1.35	LGW2E821MELC30
1000	30 × 40	3300	1.50	LGW2E102MELB40
	35 × 35	3300	1.50	LGW2E102MELC35
1200	30 × 50	3450	1.64	LGW2E122MELB50
	35 × 40	3450	1.64	LGW2E122MELC40
1500	35 × 45	3750	1.83	LGW2E152MELC45
1800	35 × 50	4050	2.01	LGW2E182MELC50

400V (2G)				
Cap. (μF)	Size φD × L(mm)	Rated ripple (mA _{rms})	Leakage Current (mA)	Code
100	22 × 25	1020	0.60	LGW2G101MELZ25
120	22 × 30	1220	0.65	LGW2G121MELZ30
	25 × 25	1220	0.65	LGW2G121MELA25
150	22 × 35	1330	0.73	LGW2G151MELZ35
180	22 × 40	1430	0.80	LGW2G181MELZ40
	25 × 30	1430	0.80	LGW2G181MELA30
	30 × 25	1680	0.80	LGW2G181MELB25
220	22 × 45	1550	0.88	LGW2G221MELZ45
	25 × 35	1650	0.88	LGW2G221MELA35
	30 × 30	1790	0.88	LGW2G221MELB30
270	22 × 50	1680	0.98	LGW2G271MELZ50
	25 × 40	1830	0.98	LGW2G271MELA40
	30 × 35	2120	0.98	LGW2G271MELB35
	35 × 25	2120	0.98	LGW2G271MELC25
330	25 × 50	2120	1.08	LGW2G331MELA50
	30 × 40	2330	1.08	LGW2G331MELB40
	35 × 30	2330	1.08	LGW2G331MELC30
390	30 × 45	2520	1.18	LGW2G391MELB45
	35 × 35	2520	1.18	LGW2G391MELC35
470	30 × 50	2850	1.30	LGW2G471MELB50
	35 × 40	2850	1.30	LGW2G471MELC40
560	35 × 45	3180	1.41	LGW2G561MELC45
680	35 × 50	3210	1.56	LGW2G681MELC50

450V (2W)				
Cap. (μF)	Size φD × L(mm)	Rated ripple (mA _{rms})	Leakage Current (mA)	Code
82	22 × 25	960	0.57	LGW2W820MELZ25
100	22 × 30	1040	0.63	LGW2W101MELZ30
	25 × 25	1040	0.63	LGW2W101MELA25
120	22 × 35	1150	0.69	LGW2W121MELZ35
	25 × 30	1220	0.69	LGW2W121MELA30
150	22 × 40	1220	0.77	LGW2W151MELZ40
	25 × 35	1310	0.77	LGW2W151MELA35
	30 × 25	1310	0.77	LGW2W151MELB25
180	22 × 45	1350	0.85	LGW2W181MELZ45
	25 × 40	1350	0.85	LGW2W181MELA40
	30 × 30	1600	0.85	LGW2W181MELB30
	35 × 25	1600	0.85	LGW2W181MELC25
220	25 × 45	1550	0.94	LGW2W221MELA45
	30 × 35	1710	0.94	LGW2W221MELB35
270	25 × 50	1740	1.04	LGW2W271MELA50
	30 × 40	1900	1.04	LGW2W271MELB40
	35 × 30	1900	1.04	LGW2W271MELC30
330	30 × 45	2200	1.15	LGW2W331MELB45
	35 × 35	2200	1.15	LGW2W331MELC35
390	30 × 50	2400	1.25	LGW2W391MELB50
	35 × 40	2420	1.25	LGW2W391MELC40
470	35 × 45	2670	1.37	LGW2W471MELC45
560	35 × 50	2850	1.50	LGW2W561MELC50

Rated ripple current (mA_{rms}) at 105°C 120Hz







Looking for pricing, stock, or lifecycle information?

Click below to explore more details on WIN SOURCE:

 [View LGW2D471MELZ30 on WIN SOURCE](#)

 [Nichicon Information](#)

Optimize Your Supply Chain with WIN SOURCE Solutions

-  Global Sourcing Solution
-  Obsolete Management
-  Cost Control Management
-  Shortage Management
-  Alternative Solution
-  Excess Inventory Management