



**THE DATASHEET OF
SFEM256GB1ED1TO-A-8H-111-STD**



swissbit®

Product Fact Sheet

Industrial / Automotive e•MMC Memory

EM-30 Series

JEDEC e•MMC 5.1 compliant,
BGA 153 ball

AEC – Q100 Grade 2

Industrial / Automotive
Temperature Grade

Date: March 6, 2024
Revision: 1.06



Product Fact Sheet

EM-30 Series

swissbit®

Product Summary

- **Capacities:** 4 GBytes, 8 GBytes, 16 GBytes, 32 GBytes, 64 GBytes, 128 GBytes, 256 GBytes
- **Operating Temperature Range¹:**
 - Industrial Operating Temperature (Tambient) -40 to 85°C
 - Automotive Operating Temperature (Tambient) -40 to 105°C
ATS 2 Products² (Assembly Test Site 2): AEC – Q100 Grade 2 certified, except 4 GBytes 8 GBytes and 16 GBytes
- Endurance in TeraBytes Written (TBW) @ Max Capacity³: up to 250



Product Features

- Fully compliant with JEDEC e-MMC 5.1 Standard (JESD84-B51)
- 153-ball BGA, 0.5mm pitch
- 11.5 x 13mm, RoHS compliant
- 3D TLC NAND base technology
- Multiple 3D TLC or enhanced/reliable mode partitions user configurable according to e-MMC Spec 5.1
- High performance e-MMC 5.1 specification
 - Eleven-wire bus (clock, data strobe, 1 bit command, 8 bit data bus) and a hardware reset
 - Three different data bus width modes: 1-bit (default), 4-bit, and 8-bit
 - Clock frequencies 0-200MHz, High Speed Mode HS400
 - Command Queue Feature according to e-MMC Spec 5.1
 - Up to 300MB/s sequential read and up to 230MB/s sequential write
- Power Supply: (Low-power CMOS technology)
 - VCCQ 1.7V...1.95V or 2.7V...3.6V e-MMC supply
 - VCC 2.7V...3.6V NAND Flash supply
- Optimized FW algorithms
 - Power-fail data loss protection
 - Wear Leveling technology
Equal wear leveling of static and dynamic data. The wear leveling assures that dynamic data as well as static data is balanced evenly across the memory. With that the maximum write endurance of the device is ensured
 - Read Disturb Management
The read commands per region are monitored and the content is conditionally refreshed when critical levels have occurred
 - Auto Read Refresh
The interruptible background process maintains the user data for Read Disturb effects or Retention degradation due to high temperature effects
 - Diagnostic features with Device Health Report according to e-MMC Spec 5.1, and detailed Lifetime Monitor data (Swissbit proprietary, accessible through standard e-MMC commands).
 - Field Firmware update^{4s} according to e-MMC Spec 5.1
 - Discard and Sanitize, Trim
 - Boot Operation Mode and Alternative Boot Operation Mode
 - Replay Protected Memory Block (RPMB)



¹ Adequate airflow is required to ensure the temperature Tcase does not exceed 95°C (industrial temperature drive), respectively 115°C (automotive temperature drive)

² See Table 1: Available Part Numbers

³ According to JEDEC (JESD471), the time to write the full TBW is a minimum of 18 months. Higher average daily data volume reduces the specified TBW. The values listed are estimates and are subject to change without notice.

⁴ The support of In-Field FW update capabilities on host systems is recommended. The update must be transferred with a CMD25. For Linux, kernel 4.4 or higher is required.

Product Fact Sheet

EM-30 Series



- High reliability
 - Designed with sophisticated firmware architecture for industrial and embedded markets.
 - Ideal for application like POS/POI, PLC, IoT, gaming, medical and use as general boot medium for embedded applications.
 - The product is optimized for long life cycle that requires superior data retention as well as power fail safety.
 - Intensive write applications should use the enhanced/reliable mode
 - Controlled BOM & PCN process

1 Order Information for EM-30

Table 1: Available Part Numbers

ATS 1 Gen3 Flash		
Capacity	Temperature	
	Industrial (-40 to 85°C)	Automotive (-40 to 105°C)
	Part Number	Part Number
16 GBytes	SFEM016GB1ED1T0-I-5E-111-STD	-
32 GBytes	SFEM032GB1ED1T0-I-5E-111-STD	SFEM032GB1ED1T0-A-5E-111-STD
64 GBytes	SFEM064GB1ED1T0-I-6F-111-STD	SFEM064GB1ED1T0-A-6F-111-STD
128 GBytes	SFEM128GB1ED1T0-I-7G-111-STD	SFEM128GB1ED1T0-A-7G-111-STD
256 GBytes	SFEM256GB1ED1T0-I-8H-111-STD	SFEM256GB1ED1T0-A-8H-111-STD

ATS 1 (Assembly Test Site 1)

Table 2: Available Part Numbers

ATS 2 Gen3 Flash		
Capacity	Temperature	
	Industrial (-40 to 85°C)	Automotive (-40 to 105°C)
	Part Number	Part Number
4 GBytes	SFEM004GB2ED1T0-I-5E-111-STD	-
8 GBytes	SFEM008GB2ED1T0-I-5E-111-STD	-
16 GBytes	SFEM016GB2ED1T0-I-5E-111-STD	-
32 GBytes	SFEM032GB2ED1T0-I-5E-111-STD	SFEM032GB2ED1T0-A-5E-111-STD
64 GBytes	SFEM064GB2ED1T0-I-6F-111-STD	SFEM064GB2ED1T0-A-6F-111-STD
128 GBytes	SFEM128GB2ED1T0-I-7G-111-STD	SFEM128GB2ED1T0-A-7G-111-STD

ATS 2 (Assembly Test Site 2)

Table 3: Available Part Numbers

ATS 2 Gen5 Flash		
Capacity	Temperature	
	Industrial (-40 to 85°C)	Automotive (-40 to 105°C)
	Part Number	Part Number
64 GBytes	SFEM064GB2ED1TB-I-CE-111-STD	SFEM064GB2ED1TB-A-CE-111-STD
128 GBytes	SFEM128GB2ED1TB-I-EF-111-STD	SFEM128GB2ED1TB-A-EF-111-STD
256 GBytes	SFEM256GB2ED1TB-I-VG-111-STD	SFEM256GB2ED1TB-A-VG-111-STD

ATS 2 (Assembly Test Site 2)

Product Fact Sheet

EM-30 Series



1.1 System Performance

Gen3 Flash			
System Performance, HS400	Max. 3D TLC	Max. reliable mode	Unit
Burst Data transfer Rate HS400 (max clock 200MHz)	400		MB/s
Sequential Read	up to 320	up to 320	
Sequential Write	up to 240	up to 240	

Gen5 Flash			
System Performance, HS400	Max. 3D TLC	Max. reliable mode	Unit
Burst Data transfer Rate HS400 (max clock 200MHz)	400		MB/s
Sequential Read	up to 320	up to 320	
Sequential Write	up to 240	up to 240	

1.2 Current consumption

Gen3 Flash			
Current Consumption, HS400, Max. Density	Typ. ICCQ current @ VCCQ 1.8V	Typ. ICC current @ VCC 3.3V	Unit
Write	102	101	mA
Read	153	102	
Sleep	0.07	0.07	

Gen5 Flash			
Current Consumption, HS400, Max. Density	Typ. ICCQ current @ VCCQ 1.8V	Typ. ICC current @ VCC 3.3V	Unit
Write	102	101	mA
Read	153	102	
Sleep	0.07	0.07	

1.3 Physical Dimensions

Physical Dimensions	Value	Unit
Length	13±0.1	mm
Width	11.5±0.1	
Thickness	1.2 max.	

1.4 Recommended Temperature Conditions

Parameter	Min.	Typ.	Max.	Unit
Industrial Operating / Storage Temperature	-40	25	85*	°C
Automotive Operating / Storage Temperature	-40	25	105*	°C

* High temperature storage without operation reduces the data retention, in operation the data will be refreshed, if data error issues were detected



For more information on e-MMC interface, please visit JEDEC homepage (www.jedec.org)

Why Swissbit?


Swissbit is focused on the design, development, manufacture, and support of leading edge memory and storage solutions for the worldwide OEM/ODM marketplace. As a global supplier, Swissbit recognizes and addresses the higher level of application requirements of today's industrial, Netcom, and automotive customers by providing best-in-class products and services, with uncompromised attention to driving overall value and quality.

Looking for pricing, stock, or lifecycle information?

Click below to explore more details on WIN SOURCE:

-  [View SFEM256GB1ED1TO-A-8H-111-STD on WIN SOURCE](#)
-  [Swissbit NA Inc. Information](#)

Optimize Your Supply Chain with WIN SOURCE Solutions

-  Global Sourcing Solution
-  Obsolete Management
-  Cost Control Management
-  Shortage Management
-  Alternative Solution
-  Excess Inventory Management