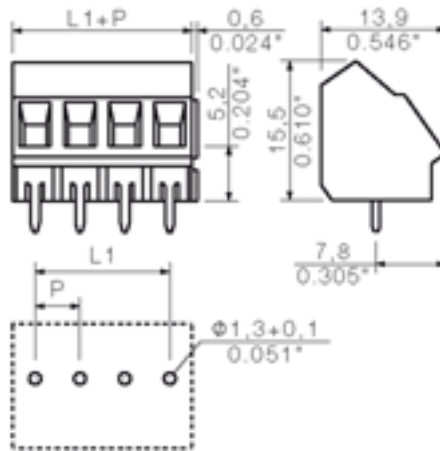




**THE DATASHEET OF
1716130000**





General ordering data

Order No.	1716130000
Part designation	LM5.08/3/135 OR
Version	PCB terminal, Clamping yoke connection, Soldered connection, Clamping range, max.: 2.5 mm ² , Pitch: 5.08 mm, No. of poles: 3, 135°, Box
EAN	4008190365424
Qty.	500 pc(s).

System parameters

Product family	System LM
Conductor connection system	Clamping yoke connection
Fitted to PCB	Soldered connection
Outgoing direction of conductor	135°
Pitch	5.08 mm
Pitch in inch	0.2 inch
No. of poles	3
Fitted by customer	yes
Max. adjacent poles per row	24
No. of rows	1
Solder pin length	3.5 mm
Dia. of fitting hole	1.3 mm
Fitting hole tolerance	+ 0.1 mm
No. of solder pins per pole	1

System parameters

Screwdriver blade	0.6 x 3.5
Screwdriver blade standard	DIN 5264
Tightening torque, min.	0.4 Nm
Tightening torque, max.	0.5 Nm
Clamping screw	M 2.5
Stripping length	6 mm
L1 in mm	10.16 mm
L1 in inch	0.4 inch
Electric shock protection to DIN VDE 0470	IP 20
Electric shock protection to DIN VDE 0470	Safe from finger touch

Material data

Insulating material	Wemid (PA)
Colour	orange
colour chart	Similar to RAL 2000
Insulating material group	I
Flammability class UL 94	V-0
CTI	>= 600
Temperature of glow-wire test	750 °C
Duration of glow-wire test	30 S
Contact base material	Copper alloy
Contact surface	tinned
Storage temperature, min.	-25 °C
Storage temperature, max.	55 °C

Connectable conductors

Clamping range, min.	0.2 mm ²
Clamping range, max.	2.5 mm ²
AWG, min.	24
AWG, max.	14
O.D. of conductor insulation, max.	2.9 mm
Solid, min. H05(07) V-U	0.2 mm ²
Solid, max. H05(07) V-U	2.5 mm ²
Flexible, min. H05(07) V-K	0.2 mm ²
Flexible, max. H05(07) V-K	1.5 mm ²
With wire end ferrule, acc. to DIN 46 228/1, min.	0.25 mm ²
With wire end ferrule, acc. to DIN 46 228/1, max.	1.5 mm ²
w. plastic collar ferrule, DIN 46228 pt 4, min.	0.25 mm ²
w. plastic collar ferrule, DIN 46228 pt 4, max.	1.5 mm ²
Gauge to EN 60999 a x b; ø	2.4 mm x 1.5 mm; 1.9mm

DIN IEC rating data

Rated current, min. No. pins (Tu=20°C)	17.5 A
Rated current, max. No. pins (Tu=20°C)	16 A
Rated current, min. No. pins (Tu=40°C)	17.5 A
Rated current, max. No. pins (Tu=40°C)	14.2 A
Rated voltage for overvoltage class/pollution severity II/2	630 V
Rated voltage for overvoltage class/pollution severity III/2	320 V

DIN IEC rating data

Rated voltage for overvoltage class/pollution severity III/3	250 V
Rated impulse withstand voltage for overvoltage class/pollution severity II/2	4 kV
Rated impulse withstand voltage for overvoltage class/pollution severity III/2	4 kV
Rated impulse withstand voltage for overvoltage class/pollution severity III/3	4 kV
Short-time withstand current resistance	3 x 1s with 120 A

CSA rating data

Rated voltage (Use group D)	300 V
Rated current (Use group D)	10 A
AWG conductor (field wiring), min.	24
AWG conductor (field wiring), max.	14

UL 1059 rating data

Rated voltage (Use group D)	300 V
Rated current (Use group D)	10 A
AWG conductor, min.	24
AWG conductor, max.	14

Approvals

Approvals institutes



Downloads

CAD Library (P-CAD Format - Standard)	LM.lib
---------------------------------------	--------

Classifications

ETIM 2.0	NK
ETIM 3.0	EC001284
eClass 4.1	NK
eClass 5.0	NK
eClass 5.1	NK

Similar products

Order No.	Part designation	Version
1716120000	LM5.08/2/135 OR	PCB terminal, Clamping yoke connection, Soldered connection, Clamping range, max.: 2.5 mm ² , Pitch: 5.08 mm, No. of poles: 2, 135°, Box

1716060000	LM5.08/2/135 SW	PCB terminal, Clamping yoke connection, Soldered connection, Clamping range, max.: 2.5 mm ² , Pitch: 5.08 mm, No. of poles: 2, 135°, Box
1915440000	LM 5.08/2/135 GR	PCB terminal, Clamping yoke connection, Soldered connection, Clamping range, max.: 2.5 mm ² , Pitch: 5.08 mm, No. of poles: 2, 135°, Box
1716180000	LM5.08/2/135 GN	PCB terminal, Clamping yoke connection, Soldered connection, Clamping range, max.: 2.5 mm ² , Pitch: 5.08 mm, No. of poles: 2, 135°, Box
1716070000	LM5.08/3/135 SW	PCB terminal, Clamping yoke connection, Soldered connection, Clamping range, max.: 2.5 mm ² , Pitch: 5.08 mm, No. of poles: 3, 135°, Box
1915460000	LM 5.08/3/135 GR	PCB terminal, Clamping yoke connection, Soldered connection, Clamping range, max.: 2.5 mm ² , Pitch: 5.08 mm, No. of poles: 3, 135°, Box
1716190000	LM5.08/3/135 GN	PCB terminal, Clamping yoke connection, Soldered connection, Clamping range, max.: 2.5 mm ² , Pitch: 5.08 mm, No. of poles: 3, 135°, Box
9994550000	LM5.08/4/135 3.5OR	PCB terminal, Clamping yoke connection, Soldered connection, Clamping range, max.: 2.5 mm ² , Pitch: 5.08 mm, No. of poles: 4, 135°, Box
9994340000	LM5.08/4/135 3.5 SW	PCB terminal, Clamping yoke connection, Soldered connection, Clamping range, max.: 2.5 mm ² , Pitch: 5.08 mm, No. of poles: 4, 135°, Box
1915490000	LM 5.08/4/135 GR	PCB terminal, Clamping yoke connection, Soldered connection, Clamping range, max.: 2.5 mm ² , Pitch: 5.08 mm, No. of poles: 4, 135°, Box
1915350000	LM5.08/4/135 GN	PCB terminal, Clamping yoke connection, Soldered connection, Clamping range, max.: 2.5 mm ² , Pitch: 5.08 mm, No. of poles: 4, 135°, Box
9994560000	LM5.08/5/135 3.5OR	PCB terminal, Clamping yoke connection, Soldered connection, Clamping range, max.: 2.5 mm ² , Pitch: 5.08 mm, No. of poles: 5, 135°, Box
9994350000	LM5.08/5/135 3.5 SW	PCB terminal, Clamping yoke connection, Soldered connection, Clamping range, max.: 2.5 mm ² , Pitch: 5.08 mm, No. of poles: 5, 135°, Box
1915530000	LM 5.08/5/135 GR	PCB terminal, Clamping yoke connection, Soldered connection, Clamping range, max.: 2.5 mm ² , Pitch: 5.08 mm, No. of poles: 5, 135°, Box
1915360000	LM5.08/5/135 GN	PCB terminal, Clamping yoke connection, Soldered connection, Clamping range, max.: 2.5 mm ² , Pitch: 5.08 mm, No. of poles: 5, 135°, Box
9994570000	LM5.08/6/135 3.5OR	PCB terminal, Clamping yoke connection, Soldered connection, Clamping range, max.: 2.5 mm ² , Pitch: 5.08 mm, No. of poles: 6, 135°, Box
9994360000	LM5.08/6/135 3.5 SW	PCB terminal, Clamping yoke connection, Soldered connection, Clamping range, max.: 2.5 mm ² , Pitch: 5.08 mm, No. of poles: 6, 135°, Box
1915540000	LM 5.08/6/135 GR	PCB terminal, Clamping yoke connection, Soldered connection, Clamping range, max.: 2.5 mm ² , Pitch: 5.08 mm, No. of poles: 6, 135°, Box



1915370000	LM5.08/6/135 GN	PCB terminal, Clamping yoke connection, Soldered connection, Clamping range, max.: 2.5 mm ² , Pitch: 5.08 mm, No. of poles: 6, 135°, Box
9994580000	LM5.08/7/135 3.5OR	PCB terminal, Clamping yoke connection, Soldered connection, Clamping range, max.: 2.5 mm ² , Pitch: 5.08 mm, No. of poles: 7, 135°, Box
9994370000	LM5.08/7/135 3.5 SW	PCB terminal, Clamping yoke connection, Soldered connection, Clamping range, max.: 2.5 mm ² , Pitch: 5.08 mm, No. of poles: 7, 135°, Box
1915550000	LM 5.08/7/135 GR	PCB terminal, Clamping yoke connection, Soldered connection, Clamping range, max.: 2.5 mm ² , Pitch: 5.08 mm, No. of poles: 7, 135°, Box
1915380000	LM5.08/7/135 GN	PCB terminal, Clamping yoke connection, Soldered connection, Clamping range, max.: 2.5 mm ² , Pitch: 5.08 mm, No. of poles: 7, 135°, Box
9994590000	LM5.08/8/135 3.5OR	PCB terminal, Clamping yoke connection, Soldered connection, Clamping range, max.: 2.5 mm ² , Pitch: 5.08 mm, No. of poles: 8, 135°, Box
9994380000	LM5.08/8/135 3.5 SW	PCB terminal, Clamping yoke connection, Soldered connection, Clamping range, max.: 2.5 mm ² , Pitch: 5.08 mm, No. of poles: 8, 135°, Box
1915560000	LM 5.08/8/135 GR	PCB terminal, Clamping yoke connection, Soldered connection, Clamping range, max.: 2.5 mm ² , Pitch: 5.08 mm, No. of poles: 8, 135°, Box
1915390000	LM5.08/8/135 GN	PCB terminal, Clamping yoke connection, Soldered connection, Clamping range, max.: 2.5 mm ² , Pitch: 5.08 mm, No. of poles: 8, 135°, Box
9994600000	LM5.08/9/135 3.5OR	PCB terminal, Clamping yoke connection, Soldered connection, Clamping range, max.: 2.5 mm ² , Pitch: 5.08 mm, No. of poles: 9, 135°, Box
9994390000	LM5.08/9/135 3.5 SW	PCB terminal, Clamping yoke connection, Soldered connection, Clamping range, max.: 2.5 mm ² , Pitch: 5.08 mm, No. of poles: 9, 135°, Box
1915570000	LM 5.08/9/135 GR	PCB terminal, Clamping yoke connection, Soldered connection, Clamping range, max.: 2.5 mm ² , Pitch: 5.08 mm, No. of poles: 9, 135°, Box
1915400000	LM5.08/9/135 GN	PCB terminal, Clamping yoke connection, Soldered connection, Clamping range, max.: 2.5 mm ² , Pitch: 5.08 mm, No. of poles: 9, 135°, Box
9994610000	LM5.08/10/135 3.5OR	PCB terminal, Clamping yoke connection, Soldered connection, Clamping range, max.: 2.5 mm ² , Pitch: 5.08 mm, No. of poles: 10, 135°, Box
9994400000	LM5.08/10/135 3.5 SW	PCB terminal, Clamping yoke connection, Soldered connection, Clamping range, max.: 2.5 mm ² , Pitch: 5.08 mm, No. of poles: 10, 135°, Box
1915580000	LM 5.08/10/135 GR	PCB terminal, Clamping yoke connection, Soldered connection, Clamping range, max.: 2.5 mm ² , Pitch: 5.08 mm, No. of poles: 10, 135°, Box
1915410000	LM5.08/10/135 GN	PCB terminal, Clamping yoke connection, Soldered connection, Clamping range, max.: 2.5 mm ² , Pitch: 5.08 mm, No. of poles: 10, 135°, Box

9994620000	LM5.08/11/135 3.5OR	PCB terminal, Clamping yoke connection, Soldered connection, Clamping range, max.: 2.5 mm ² , Pitch: 5.08 mm, No. of poles: 11, 135°, Box
9994410000	LM5.08/11/135 3.5 SW	PCB terminal, Clamping yoke connection, Soldered connection, Clamping range, max.: 2.5 mm ² , Pitch: 5.08 mm, No. of poles: 11, 135°, Box
1915590000	LM 5.08/11/135 GR	PCB terminal, Clamping yoke connection, Soldered connection, Clamping range, max.: 2.5 mm ² , Pitch: 5.08 mm, No. of poles: 11, 135°, Box
1915420000	LM5.08/11/135 GN	PCB terminal, Clamping yoke connection, Soldered connection, Clamping range, max.: 2.5 mm ² , Pitch: 5.08 mm, No. of poles: 11, 135°, Box
9994630000	LM5.08/12/135 3.5OR	PCB terminal, Clamping yoke connection, Soldered connection, Clamping range, max.: 2.5 mm ² , Pitch: 5.08 mm, No. of poles: 12, 135°, Box
9994420000	LM5.08/12/135 3.5 SW	PCB terminal, Clamping yoke connection, Soldered connection, Clamping range, max.: 2.5 mm ² , Pitch: 5.08 mm, No. of poles: 12, 135°, Box
1915600000	LM 5.08/12/135 GR	PCB terminal, Clamping yoke connection, Soldered connection, Clamping range, max.: 2.5 mm ² , Pitch: 5.08 mm, No. of poles: 12, 135°, Box
1915430000	LM5.08/12/135 GN	PCB terminal, Clamping yoke connection, Soldered connection, Clamping range, max.: 2.5 mm ² , Pitch: 5.08 mm, No. of poles: 12, 135°, Box
9994640000	LM5.08/13/135 3.5OR	PCB terminal, Clamping yoke connection, Soldered connection, Clamping range, max.: 2.5 mm ² , Pitch: 5.08 mm, No. of poles: 13, 135°, Box
9994430000	LM5.08/13/135 3.5 SW	PCB terminal, Clamping yoke connection, Soldered connection, Clamping range, max.: 2.5 mm ² , Pitch: 5.08 mm, No. of poles: 13, 135°, Box
9994650000	LM5.08/14/135 3.5OR	PCB terminal, Clamping yoke connection, Soldered connection, Clamping range, max.: 2.5 mm ² , Pitch: 5.08 mm, No. of poles: 14, 135°, Box
9994440000	LM5.08/14/135 3.5 SW	PCB terminal, Clamping yoke connection, Soldered connection, Clamping range, max.: 2.5 mm ² , Pitch: 5.08 mm, No. of poles: 14, 135°, Box
9994660000	LM5.08/15/135 3.5 OR	PCB terminal, Clamping yoke connection, Soldered connection, Clamping range, max.: 2.5 mm ² , Pitch: 5.08 mm, No. of poles: 15, 135°, Box
9994450000	LM5.08/15/135 3.5 SW	PCB terminal, Clamping yoke connection, Soldered connection, Clamping range, max.: 2.5 mm ² , Pitch: 5.08 mm, No. of poles: 15, 135°, Box
9994670000	LM5.08/16/135 3.5 OR	PCB terminal, Clamping yoke connection, Soldered connection, Clamping range, max.: 2.5 mm ² , Pitch: 5.08 mm, No. of poles: 16, 135°, Box
9994460000	LM5.08/16/135 3.5 SW	PCB terminal, Clamping yoke connection, Soldered connection, Clamping range, max.: 2.5 mm ² , Pitch: 5.08 mm, No. of poles: 16, 135°, Box
9994680000	LM5.08/17/135 3.5OR	PCB terminal, Clamping yoke connection, Soldered connection, Clamping range, max.: 2.5 mm ² , Pitch: 5.08 mm, No. of poles: 17, 135°, Box

9994470000	LM5.08/17/135 3.5 SW	PCB terminal, Clamping yoke connection, Soldered connection, Clamping range, max.: 2.5 mm ² , Pitch: 5.08 mm, No. of poles: 17, 135°, Box
9994690000	LM5.08/18/135 3.5OR	PCB terminal, Clamping yoke connection, Soldered connection, Clamping range, max.: 2.5 mm ² , Pitch: 5.08 mm, No. of poles: 18, 135°, Box
9994480000	LM5.08/18/135 3.5 SW	PCB terminal, Clamping yoke connection, Soldered connection, Clamping range, max.: 2.5 mm ² , Pitch: 5.08 mm, No. of poles: 18, 135°, Box
9994700000	LM5.08/19/135 3.5OR	PCB terminal, Clamping yoke connection, Soldered connection, Clamping range, max.: 2.5 mm ² , Pitch: 5.08 mm, No. of poles: 19, 135°, Box
9994490000	LM5.08/19/135 3.5 SW	PCB terminal, Clamping yoke connection, Soldered connection, Clamping range, max.: 2.5 mm ² , Pitch: 5.08 mm, No. of poles: 19, 135°, Box
9994720000	LM5.08/21/135 3.5OR	PCB terminal, Clamping yoke connection, Soldered connection, Clamping range, max.: 2.5 mm ² , Pitch: 5.08 mm, No. of poles: 21, 135°, Box
9994510000	LM5.08/21/135 3.5 SW	PCB terminal, Clamping yoke connection, Soldered connection, Clamping range, max.: 2.5 mm ² , Pitch: 5.08 mm, No. of poles: 21, 135°, Box
9994710000	LM5.08/20/135 3.5 OR	PCB terminal, Clamping yoke connection, Soldered connection, Clamping range, max.: 2.5 mm ² , Pitch: 5.08 mm, No. of poles: 20, 135°, Box
9994500000	LM5.08/20/135 3.5 SW	PCB terminal, Clamping yoke connection, Soldered connection, Clamping range, max.: 2.5 mm ² , Pitch: 5.08 mm, No. of poles: 20, 135°, Box
9994730000	LM5.08/22/135 3.5OR	PCB terminal, Clamping yoke connection, Soldered connection, Clamping range, max.: 2.5 mm ² , Pitch: 5.08 mm, No. of poles: 22, 135°, Box
9994520000	LM5.08/22/135 3.5 SW	PCB terminal, Clamping yoke connection, Soldered connection, Clamping range, max.: 2.5 mm ² , Pitch: 5.08 mm, No. of poles: 22, 135°, Box
9994740000	LM5.08/23/135 3.5OR	PCB terminal, Clamping yoke connection, Soldered connection, Clamping range, max.: 2.5 mm ² , Pitch: 5.08 mm, No. of poles: 23, 135°, Box
9994530000	LM5.08/23/135 3.5 SW	PCB terminal, Clamping yoke connection, Soldered connection, Clamping range, max.: 2.5 mm ² , Pitch: 5.08 mm, No. of poles: 23, 135°, Box
9994750000	LM5.08/24/135 3.5 OR	PCB terminal, Clamping yoke connection, Soldered connection, Clamping range, max.: 2.5 mm ² , Pitch: 5.08 mm, No. of poles: 24, 135°, Box
9994540000	LM5.08/24/135 3.5 SW	PCB terminal, Clamping yoke connection, Soldered connection, Clamping range, max.: 2.5 mm ² , Pitch: 5.08 mm, No. of poles: 24, 135°, Box

Looking for pricing, stock, or lifecycle information?

Click below to explore more details on WIN SOURCE:

-  [View 1716130000 on WIN SOURCE](#)
-  [Weidmuller Information](#)

Optimize Your Supply Chain with WIN SOURCE Solutions

-  Global Sourcing Solution
-  Obsolete Management
-  Cost Control Management
-  Shortage Management
-  Alternative Solution
-  Excess Inventory Management