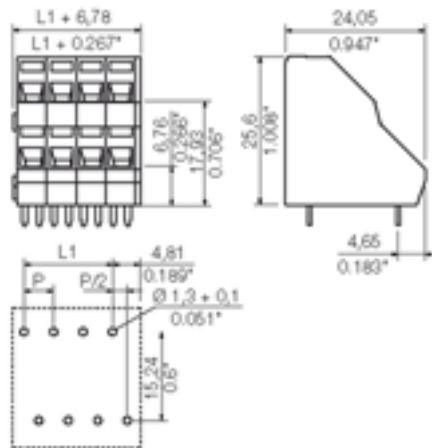





**THE DATASHEET OF
1764860000**





General ordering data

Order No.	1764860000
Part designation	LM2NZF 5.08/14 3.5 OR
Version	PCB terminal, Tension clamp connection, Soldered connection, Clamping range, max.: 2.5 mm ² , Pitch: 5.08 mm, No. of poles: 14, 135°, Box
EAN	4032248102990
Qty.	20 pc(s).

System parameters

Product family	System LM
Conductor connection system	Tension clamp connection
Fitted to PCB	Soldered connection
Outgoing direction of conductor	135°
Pitch	5.08 mm
Pitch in inch	0.2 inch
No. of poles	14
Fitted by customer	no
No. of rows	2
Solder pin length	3.5 mm
Dia. of fitting hole	1.3 mm
Fitting hole tolerance	+ 0.1 mm
No. of solder pins per pole	1
Screwdriver blade	0.6 x 3.5

System parameters

Screwdriver blade standard	DIN 5264-A
Stripping length	7.5 mm
L1 in mm	30.48 mm
L1 in inch	1.2 inch
Electric shock protection to DIN VDE 0470	IP 20
Electric shock protection to DIN VDE 0470	Safe from finger touch

Material data

Insulating material	PA
Colour	orange
colour chart	Similar to RAL 2000
Insulating material group	I
Flammability class UL 94	V-2
CTI	>= 600
Contact base material	Copper alloy
Contact surface	tinned
Storage temperature, min.	-25 °C
Storage temperature, max.	55 °C

Connectable conductors

Clamping range, min.	0.13 mm ²
Clamping range, max.	2.5 mm ²
AWG, min.	24
AWG, max.	14
Solid, min. H05(07) V-U	0.2 mm ²
Solid, max. H05(07) V-U	2.5 mm ²
Flexible, min. H05(07) V-K	0.2 mm ²
Flexible, max. H05(07) V-K	1.5 mm ²
With wire end ferrule, acc. to DIN 46 228/1, min.	0.25 mm ²
With wire end ferrule, acc. to DIN 46 228/1, max.	1.5 mm ²
w. plastic collar ferrule, DIN 46228 pt 4, min.	0.25 mm ²
w. plastic collar ferrule, DIN 46228 pt 4, max.	1.5 mm ²
Gauge to EN 60999 a x b; ø	2.4 mm x 1.5 mm;

DIN IEC rating data

Rated current, min. No. pins (Tu=20°C)	15 A
Rated current, max. No. pins (Tu=20°C)	12 A
Rated current, min. No. pins (Tu=40°C)	13 A
Rated current, max. No. pins (Tu=40°C)	10 A
Rated voltage for overvoltage class/pollution severity II/2	630 V
Rated voltage for overvoltage class/pollution severity III/2	320 V
Rated voltage for overvoltage class/pollution severity III/3	250 V
Rated impulse withstand voltage for overvoltage class/pollution severity II/2	4 kV
Rated impulse withstand voltage for overvoltage class/pollution severity III/2	4 kV
Rated impulse withstand voltage for overvoltage class/pollution severity III/3	4 kV

DIN IEC rating data

CSA rating data

Rated voltage (Use group D)	300 V
Rated current (Use group D)	10 A
AWG conductor (field wiring), min.	24
AWG conductor (field wiring), max.	14

UL 1059 rating data

Rated voltage (Use group D)	300 V
Rated current (Use group D)	10 A
AWG conductor, min.	24
AWG conductor, max.	14

Approvals

Approvals institutes



Downloads

CAD Library (P-CAD Format - Standard)	LM2NZF.lib
---------------------------------------	------------

Classifications

ETIM 2.0	NK
ETIM 3.0	EC001284
eClass 4.1	NK
eClass 5.0	NK
eClass 5.1	NK



Similar products

Order No.	Part designation	Version
1764810000	LM2NZF 5.08/4 3.5 OR	PCB terminal, Tension clamp connection, Soldered connection, Clamping range, max.: 2.5 mm ² , Pitch: 5.08 mm, No. of poles: 4, 135°, Box
1764820000	LM2NZF 5.08/6 3.5 OR	PCB terminal, Tension clamp connection, Soldered connection, Clamping range, max.: 2.5 mm ² , Pitch: 5.08 mm, No. of poles: 6, 135°, Box
1764830000	LM2NZF 5.08/8 3.5 OR	PCB terminal, Tension clamp connection, Soldered connection, Clamping range, max.: 2.5 mm ² , Pitch: 5.08 mm, No. of poles: 8, 135°, Box
1764840000	LM2NZF 5.08/10 3.5 OR	PCB terminal, Tension clamp connection, Soldered connection, Clamping range, max.: 2.5 mm ² , Pitch: 5.08 mm, No. of poles: 10, 135°, Box
1764850000	LM2NZF 5.08/12 3.5 OR	PCB terminal, Tension clamp connection, Soldered connection, Clamping range, max.: 2.5 mm ² , Pitch: 5.08 mm, No. of poles: 12, 135°, Box

1764870000	LM2NZF 5.08/16 3.5 OR	PCB terminal, Tension clamp connection, Soldered connection, Clamping range, max.: 2.5 mm ² , Pitch: 5.08 mm, No. of poles: 16, 135°, Box
1764880000	LM2NZF 5.08/18 3.5 OR	PCB terminal, Tension clamp connection, Soldered connection, Clamping range, max.: 2.5 mm ² , Pitch: 5.08 mm, No. of poles: 18, 135°, Box
1758020000	LM2NZF 5.08/20 3.5 OR	PCB terminal, Tension clamp connection, Soldered connection, Clamping range, max.: 2.5 mm ² , Pitch: 5.08 mm, No. of poles: 20, 135°, Box
1764890000	LM2NZF 5.08/22 3.5 OR	PCB terminal, Tension clamp connection, Soldered connection, Clamping range, max.: 2.5 mm ² , Pitch: 5.08 mm, No. of poles: 22, 135°, Box
1764900000	LM2NZF 5.08/24 3.5 OR	PCB terminal, Tension clamp connection, Soldered connection, Clamping range, max.: 2.5 mm ² , Pitch: 5.08 mm, No. of poles: 24, 135°, Box
1782500000	LM2NZF 5.08/26 3.5 OR	PCB terminal, Tension clamp connection, Soldered connection, Clamping range, max.: 2.5 mm ² , Pitch: 5.08 mm, No. of poles: 26, 135°, Box
1782510000	LM2NZF 5.08/28 3.5 OR	PCB terminal, Tension clamp connection, Soldered connection, Clamping range, max.: 2.5 mm ² , Pitch: 5.08 mm, No. of poles: 28, 135°, Box
1782520000	LM2NZF 5.08/30 3.5 OR	PCB terminal, Tension clamp connection, Soldered connection, Clamping range, max.: 2.5 mm ² , Pitch: 5.08 mm, No. of poles: 30, 135°, Box
1782530000	LM2NZF 5.08/32 3.5 OR	PCB terminal, Tension clamp connection, Soldered connection, Clamping range, max.: 2.5 mm ² , Pitch: 5.08 mm, No. of poles: 32, 135°, Box
1782540000	LM2NZF 5.08/34 3.5 OR	PCB terminal, Tension clamp connection, Soldered connection, Clamping range, max.: 2.5 mm ² , Pitch: 5.08 mm, No. of poles: 34, 135°, Box
1782550000	LM2NZF 5.08/36 3.5 OR	PCB terminal, Tension clamp connection, Soldered connection, Clamping range, max.: 2.5 mm ² , Pitch: 5.08 mm, No. of poles: 36, 135°, Box

Looking for pricing, stock, or lifecycle information?

Click below to explore more details on WIN SOURCE:

-  [View 1764860000 on WIN SOURCE](#)
-  [Weidmuller Information](#)

Optimize Your Supply Chain with WIN SOURCE Solutions

-  Global Sourcing Solution
-  Obsolete Management
-  Cost Control Management
-  Shortage Management
-  Alternative Solution
-  Excess Inventory Management