



THE DATASHEET OF
09670370349





Full metal top and side entry hoods with short screws

Identification	No. of contacts	Part number	Drawing	Dimensions in mm																																																								
Top entry hood Please insert digit for screw option Locking screw, thread 4-40 UNC ▶ 4 Locking screw, thread M3 ▶ 9	9 15 25 37 50	09 67 009 034 09 67 015 034 09 67 025 034 09 67 037 034 09 67 050 034		<table border="1"> <thead> <tr> <th rowspan="2">Poles</th> <th rowspan="2">A</th> <th rowspan="2">B</th> <th rowspan="2">C</th> <th rowspan="2">D</th> <th colspan="2">Ø F1</th> <th rowspan="2">Ø F2</th> <th rowspan="2">Ø F3</th> </tr> <tr> <th>Min.</th> <th>Max.</th> </tr> </thead> <tbody> <tr> <td>9</td> <td>31.8</td> <td>42.4</td> <td>20.8</td> <td>15.4</td> <td>3.0</td> <td>9.5</td> <td>6.5</td> <td>—</td> </tr> <tr> <td>15</td> <td>40.3</td> <td>43.5</td> <td>23.3</td> <td>15.4</td> <td>3.0</td> <td>8.5</td> <td>6.5</td> <td>12.5</td> </tr> <tr> <td>25</td> <td>54.0</td> <td>47.7</td> <td>31.7</td> <td>15.4</td> <td>3.0</td> <td>8.5</td> <td>8.0</td> <td>12.5</td> </tr> <tr> <td>37</td> <td>70.2</td> <td>50.4</td> <td>48.2</td> <td>18.4</td> <td>3.0</td> <td>12.0</td> <td>9.0</td> <td>15.0</td> </tr> <tr> <td>50</td> <td>67.8</td> <td>50.5</td> <td>45.8</td> <td>18.2</td> <td>3.0</td> <td>12.0</td> <td>9.7</td> <td>15.0</td> </tr> </tbody> </table> <p>* Cable diameter without rubber bushing = Ø F1 Cable diameter with rubber bushing = Ø F2 Cable diameter without rubber bushing and without cable reduction plate = Ø F3</p>	Poles	A	B	C	D	Ø F1		Ø F2	Ø F3	Min.	Max.	9	31.8	42.4	20.8	15.4	3.0	9.5	6.5	—	15	40.3	43.5	23.3	15.4	3.0	8.5	6.5	12.5	25	54.0	47.7	31.7	15.4	3.0	8.5	8.0	12.5	37	70.2	50.4	48.2	18.4	3.0	12.0	9.0	15.0	50	67.8	50.5	45.8	18.2	3.0	12.0	9.7	15.0
Poles	A	B	C	D						Ø F1				Ø F2	Ø F3																																													
					Min.	Max.																																																						
9	31.8	42.4	20.8	15.4	3.0	9.5	6.5	—																																																				
15	40.3	43.5	23.3	15.4	3.0	8.5	6.5	12.5																																																				
25	54.0	47.7	31.7	15.4	3.0	8.5	8.0	12.5																																																				
37	70.2	50.4	48.2	18.4	3.0	12.0	9.0	15.0																																																				
50	67.8	50.5	45.8	18.2	3.0	12.0	9.7	15.0																																																				
Side entry hood Please insert digit for screw option Locking screw, thread 4-40 UNC ▶ 4 Locking screw, thread M3 ▶ 5	9 15 25 37 50	09 67 009 033 09 67 015 033 09 67 025 033 09 67 037 033 09 67 050 033																																																										
Spare short locking screw thread 4-40 UNC thread M3		09 67 002 9090 09 67 002 9091																																																										

D-Sub






Looking for pricing, stock, or lifecycle information?

Click below to explore more details on WIN SOURCE:

 [View 09670370349](#) on WIN SOURCE

 [HARTING](#) Information

Optimize Your Supply Chain with WIN SOURCE Solutions

-  Global Sourcing Solution
-  Obsolete Management
-  Cost Control Management
-  Shortage Management
-  Alternative Solution
-  Excess Inventory Management