



**THE DATASHEET OF
DF1BZ-30DP-2.5DSA**



Jun.1.2024 Copyright 2024 HIROSE ELECTRIC CO., LTD. All Rights Reserved.
In case of consideration for using Automotive equipment / device which demand high reliability, kindly contact our sales window correspondents.

TO

COUNT	DESCRIPTION OF REVISIONS	BY	CHKD	DATE	COUNT	DESCRIPTION OF REVISIONS	BY	CHKD	DATE
△					△				
△					△				

APPLICABLE STANDARD				
RATING	OPERATING TEMPERATURE RANGE	-35 °C TO +85 °C(NOTE1)	STORAGE TEMPERATURE RANGE	-10 °C TO +60 °C
	VOLTAGE	250 V AC	APPLICABLE CONNECTOR	DF1B-*DS-2.5RC
	CURRENT	3 A		

SPECIFICATIONS

ITEM	TEST METHOD	REQUIREMENTS	QT	AT
------	-------------	--------------	----	----

CONSTRUCTION				
GENERAL EXAMINATION	VISUALLY AND BY MEASURING INSTRUMENT.	ACCORDING TO DRAWING.	X	X
MARKING	CONFIRMED VISUALLY.		X	X

ELECTRIC CHARACTERISTICS				
CONTACT RESISTANCE	100 mA (DC OR 1000 Hz).	30 mΩ MAX.	X	—
INSULATION RESISTANCE	500 V DC.	1000 MΩ MIN.	X	—
VOLTAGE PROOF	650 V AC FOR 1 min.	NO FLASHOVER OR BREAKDOWN.	X	—

MECHANICAL CHARACTERISTICS				
MECHANICAL OPERATION	30 TIMES INSERTIONS AND EXTRACTIONS.	① CONTACT RESISTANCE: 30 mΩ MAX. ② NO DAMAGE, CRACK OR LOOSENESS OF PARTS.	X	—
VIBRATION	FREQUENCY 10 TO 55 Hz, SINGLE AMPLITUDE 0.75 mm, AT 2 h, FOR 3 DIRECTIONS.	① NO ELECTRICAL DISCONTINUITY OF 1 μs. ② NO DAMAGE, CRACK OR LOOSENESS OF PARTS.	X	—
SHOCK	490 m/s ² DURATION OF PULSE 11 ms AT 3 TIMES FOR 3 DIRECTIONS.	① NO ELECTRICAL DISCONTINUITY OF 1 μs. ② CONTACT RESISTANCE: 30 mΩ MAX. ③ NO DAMAGE, CRACK OR LOOSENESS OF PARTS.	X	—

ENVIRONMENTAL CHARACTERISTICS				
RAPID CHANGE OF TEMPERATURE	TEMPERATURE -55 → 5 TO 35 → +85 → 5 TO 35 °C TIME 30 → 5 MAX → 30 → 5 MAX min UNDER 5 CYCLES.	① CONTACT RESISTANCE: 30 mΩ MAX. ② INSULATION RESISTANCE: 1000 MΩ MIN. ③ NO DAMAGE, CRACK OR LOOSENESS OF PARTS.	X	—
DAMP HEAT (STEADY STATE)	EXPOSED AT 40 ± 2 °C, 90 ~ 95 %, 96 h.	① CONTACT RESISTANCE: 30 mΩ MAX. ② INSULATION RESISTANCE: 1000 MΩ MIN. ③ NO DAMAGE, CRACK OR LOOSENESS OF PARTS.	X	—
RESISTANCE TO SOLDERING HEAT	1) AUTOMATIC SOLDERING (FLOW) SOLDER TEMPERATURE, 260 °C FOR IMMERSION, DURATION, 5 sec. 2) MANUAL SOLDERING SOLDERING IRON TEMPERATURE : 300 °C, SOLDERING TIME : 3 sec. NO STRENGTH ON CONTACT.	NO DEFORMATION OF CASE OF EXCESSIVE LOOSENESS OF THE TERMINALS.	X	—
SOLDERABILITY	SOLDERED AT SOLDER TEMPERATURE, 235 °C FOR INSERTION DURATION, 5 s.	SOLDER SHALL COVER A MINIMUM OF 95 % OF THE SURFACE BEING IMMersed.	X	—

REMARKS	DRAWN	DESIGNED	CHECKED	APPROVED	RELEASED
NOTE1: INCLUDE THE TEMPERATURE RISING BY CURRENT.	F.Matsuki	H. Umehara	T. Miyazaki	J. Ono	
Unless otherwise specified, refer to JIS C 5402.	'04.03.25	04.07.25	04.03.25	04.03.25	

Note QT:Qualification Test AT:Assurance Test X:Applicable Test



HRS HIROSE ELECTRIC CO., LTD.	SPECIFICATION SHEET	PART NO.	DF1BZ- * DP-2.5DSA
--------------------------------------	---------------------	----------	--------------------

CODE NO.(OLD)	DRAWING NO.	PART NO.	1/1
CL	ELC4-303247-02	CL541	





Looking for pricing, stock, or lifecycle information?

Click below to explore more details on WIN SOURCE:

-  [View DF1BZ-30DP-2.5DSA on WIN SOURCE](#)
-  [Hirose Electric Co Ltd Information](#)

Optimize Your Supply Chain with WIN SOURCE Solutions

-  Global Sourcing Solution
-  Obsolete Management
-  Cost Control Management
-  Shortage Management
-  Alternative Solution
-  Excess Inventory Management