




**THE DATASHEET OF
RI80SMDM-1015-J1**



RI-80 SMDM Series Molded Dry Reed Switch



✓ RoHS Compliant

RI-80 SMDM Series

The RI-80 SMDM is a Single-pole, Single-throw (SPST) dry reed switch, having normally open contacts, and two magnetically actuated reeds.

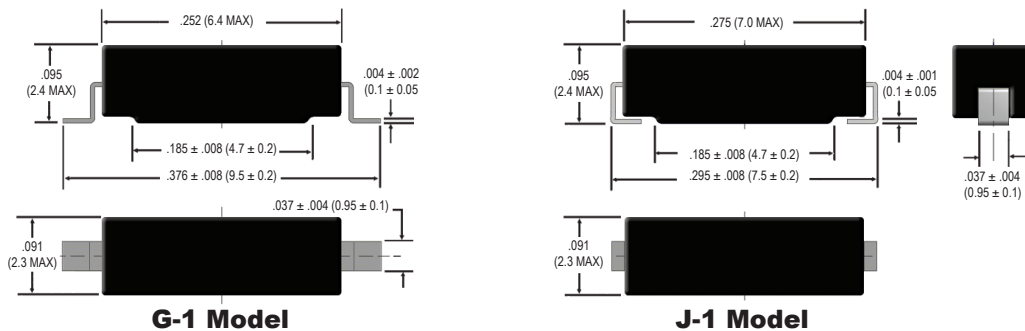
The switch is of the double-ended type and may be actuated by an electromagnet, a permanent magnet or a combination of both.

The RI-80 SMDM is available in Gull wing and J-Bend lead configurations.

RI-80 SMDM Series Features

- Ideal for proximity sensors & medical applications
- Contact layers: gold, sputtered ruthenium
- 5 Watt rating
- Tape & reel packaging

Dimensions for RI-80 SMDM Series *All Dimension in inches (mm) nominal*



Technical Specifications

Parameters	Units	RI-80 SMDM
Operating Characteristics		
Operate Range	AT	5-15*
Release Range	AT	2-13*
Electrical Characteristics		
Switched Power (max)	W	5
Switched Voltage DC (max)	V	175
Switched Voltage AC, RMS value (max)	V	140
Switched Current DC (max)	mA	350
Switched Current AC, RMS value (max)	mA	250
Carry Current DC (max)	A	0.5
Breakdown Voltage DC (min)	V	230**
Contact Resistance (initial max.)	mΩ	160
Contact Resistance (initial typ.)	mΩ	140
Insulation Resistance (min)	MΩ	10 ⁶
Environmental Ratings		
Storage Temperature	°C	-40 to +125
Operating Temperature	°C	-40 to +125
Vibration Resistance	G	10
Shock Resistance	G	100

NOTES: * AT values are based on full length, measured using Philips Standard Coil (PSC).

** 230V for AT>10, 175V for AT<10

RI-80 SMDM Series Molded Dry Reed Switch

Based on standard RI-80 models

Recommended PCB SMD Pad Layout

ORDERING INFORMATION

RI80SMDM-XXXX-YY

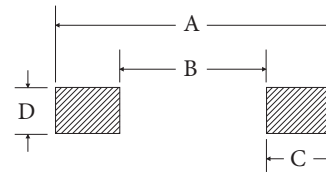
Lead Configuration:
G1 for Gull Wing version
J1 for J-Lead version

AT Ranges

0510

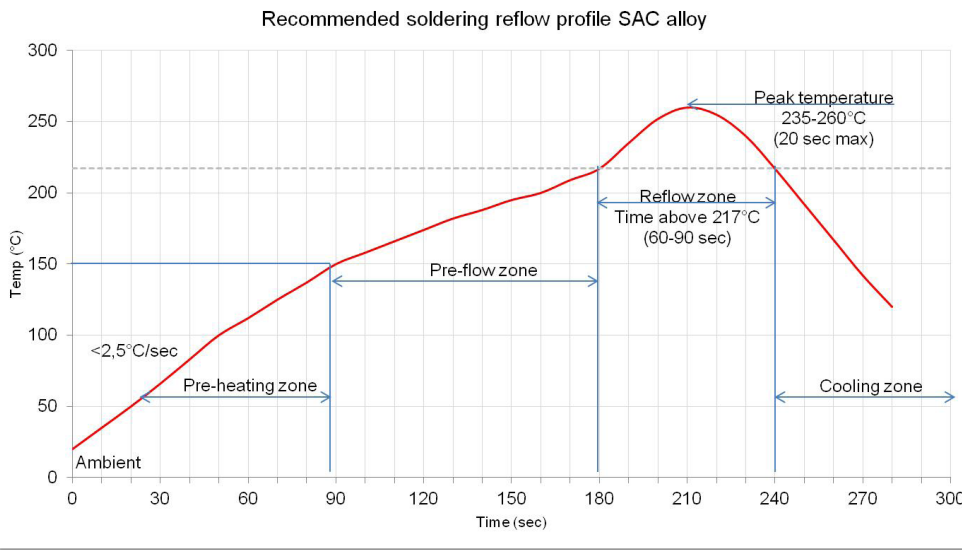
1015

Series



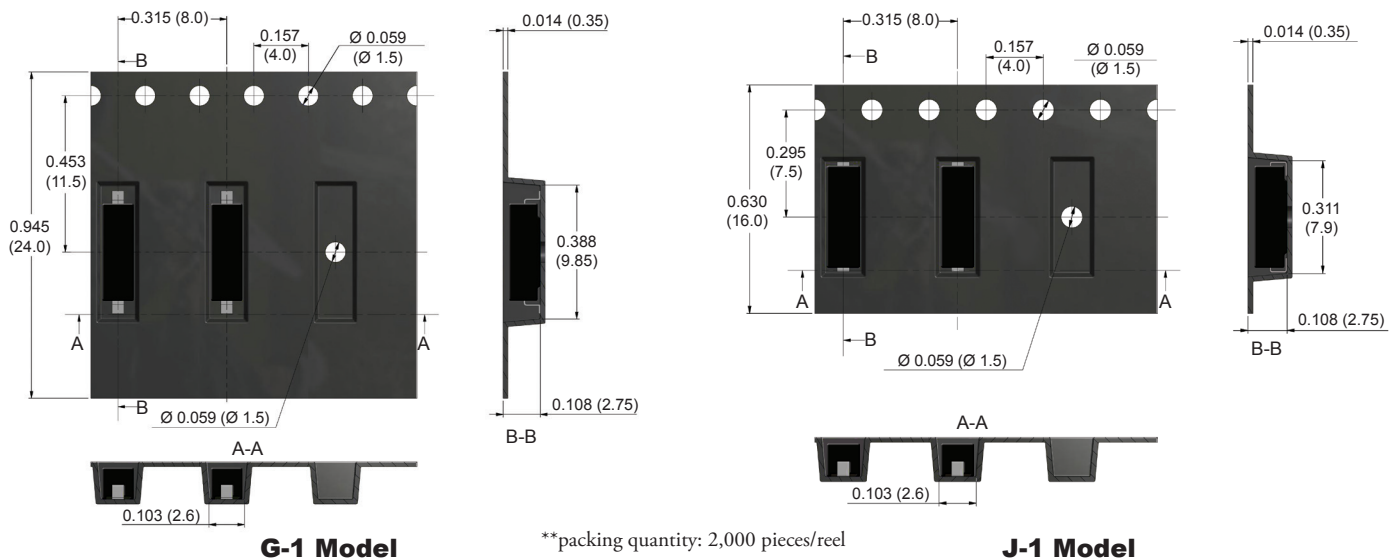
Recommended Pad Layout				
Lead Type	Dim. A	Dim. B	Dim. C	Dim. D
G1	.424 / 10.76	.242 / 6.14	.091 / 2.31	.057 / 1.45
J1	.330 / 8.38	.168 / 4.27	.081 / 2.06	.057 / 1.45

Recommended Soldering Reflow Profile





Dimensions for RI-80 SMDM Tape and Reel

All Dimension in inches (mm) nominal



Looking for pricing, stock, or lifecycle information?

Click below to explore more details on WIN SOURCE:

-  [View RI80SMDM-1015-J1 on WIN SOURCE](#)
-  [Comus International Information](#)

Optimize Your Supply Chain with WIN SOURCE Solutions

-  Global Sourcing Solution
-  Obsolete Management
-  Cost Control Management
-  Shortage Management
-  Alternative Solution
-  Excess Inventory Management