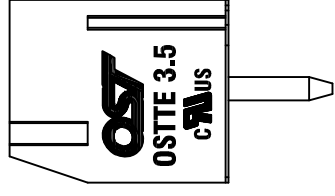
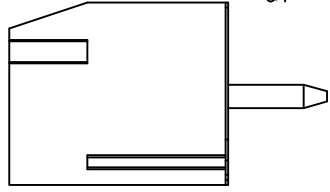
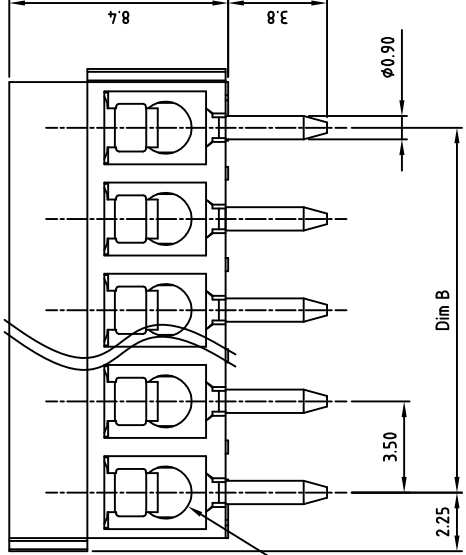
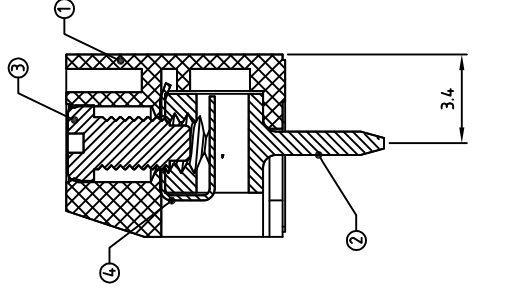
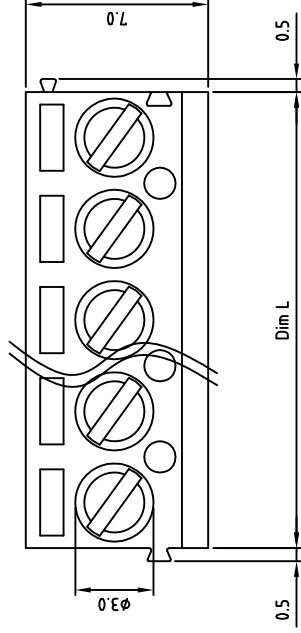




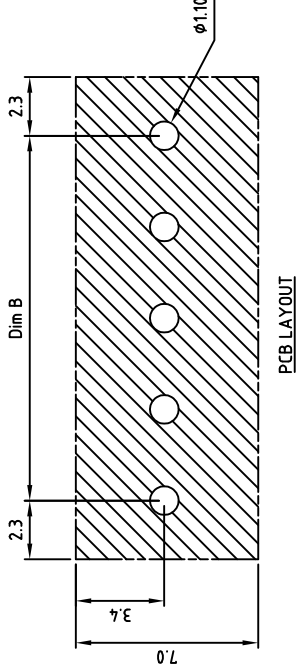
**THE DATASHEET OF
OSTTE030104**



Transfer or duplication of this document as well as the utilisation or communication of its content are not permitted unless express consent is granted. Violations give rise to claims for damages. All rights reserved in case of patent, utility model or design patent registrations.



Part No.: OSTT



PCB LAYOUT

4	WIRE GUARD	Stainless steel
3	SCREW	STEEL
2	CAGE	BRASS
1	BODY	PA66 UL94V-0
ITEM NAME OF PART		MAT
DWG.	WF. Zhang	DATE 2017.10.19
CHK.	WF. Zhang	DATE 2017.10.19
APP.		DATE



ON-SHORE TECHNOLOGY, INC.

△	SIGN	DESCRIPTION	CHK.	DATE
---	------	-------------	------	------

Technical



- 1.Nominal PITCH
- 2.Connector AWG
- 3.Insulation AC 16/1000V
- 4.Insulation 1000V
- 5.Tightness 2.0kg
- 6.Screw
- 7.Strip
- 8.Operation
- 9.Understand

Dim.	0-3mm	over
Dim.	over	over
P=	over	over

- 10.Safety
- 11.RoHS

Looking for pricing, stock, or lifecycle information?

Click below to explore more details on WIN SOURCE:

-  [View OSTTE030104 on WIN SOURCE](#)
-  [On Shore Technology Inc. Information](#)

Optimize Your Supply Chain with WIN SOURCE Solutions

-  Global Sourcing Solution
-  Obsolete Management
-  Cost Control Management
-  Shortage Management
-  Alternative Solution
-  Excess Inventory Management