



THE DATASHEET OF DL4148-TP





Micro Commercial Components



Micro Commercial Components
20736 Marilla Street Chatsworth
CA 91311
Phone: (818) 701-4933
Fax: (818) 701-4939

DL4148

500mW High Speed Switching Diode 100 Volt

Features

- Low Current Leakage, Low Cost
- Compression Bond Construction
- Surface Mount Applications
- Epoxy meets UL 94 V-0 flammability rating
- Moisture Sensitivity Level 1
- Lead Free Finish/Rohs Compliant (Note1) ("P" Suffix designates Compliant. See ordering information)

Maximum Ratings

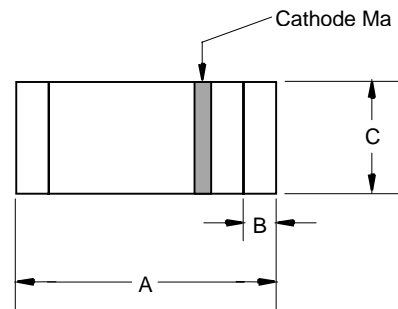
- Operating Temperature: -65°C to +175°C
- Storage Temperature: -65°C to +175°C
- Maximum Thermal Resistance: 500K/W Junction To Ambient
Tested on PC Board 50mm x 50mm x 1.6mm

Electrical Characteristics @ 25°C Unless Otherwise Specified

Reverse Voltage	V_R	75V	
Breakdown Voltage	V_{BR}	100V	$I_R = 100 \mu A$
Average Forward Current	I_O	150mA	
Power Dissipation	P_{TOT}	500mW	
Junction Temperature	T_J	175°C	
Peak Forward Surge Current	I_{FSM}	2.0A	$t_p = 1.0 \mu s$
Maximum Instantaneous Forward Voltage	V_F	1.0V	$I_{FM} = 10mA$
Maximum DC Reverse Current At Rated DC Blocking Voltage	I_R	25nA 5.0 μA 50 μA	$V_R = 20V; T_J = 25^\circ C$ $V_R = 75V; T_J = 25^\circ C$ $V_R = 20V; T_J = 150^\circ C$
Maximum Junction Capacitance	C_J	4.0pF	Measured at 1.0MHz, $V_R = 0V$
Maximum Reverse Recovery Time	T_{rr}	4.0ns	$I_F = 10mA; V_R = 6V$ $R_L = 100\Omega$

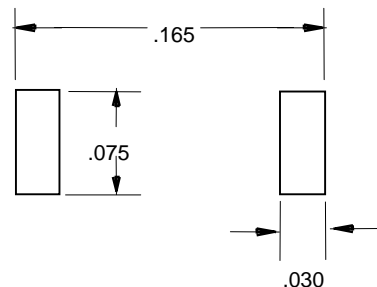
Note: 1. Lead in Glass Exemption Applied, see EU Directive Annex 7(c)-I.

MiniMELF



DIM	INCHES		MM		NOTE
	MIN	MAX	MIN	MAX	
A	.130	.146	3.30	3.70	
B	.008	.016	.20	.40	
C	.055	.059	1.40	1.50	Ø

SUGGESTED SOLDER PAD LAYOUT

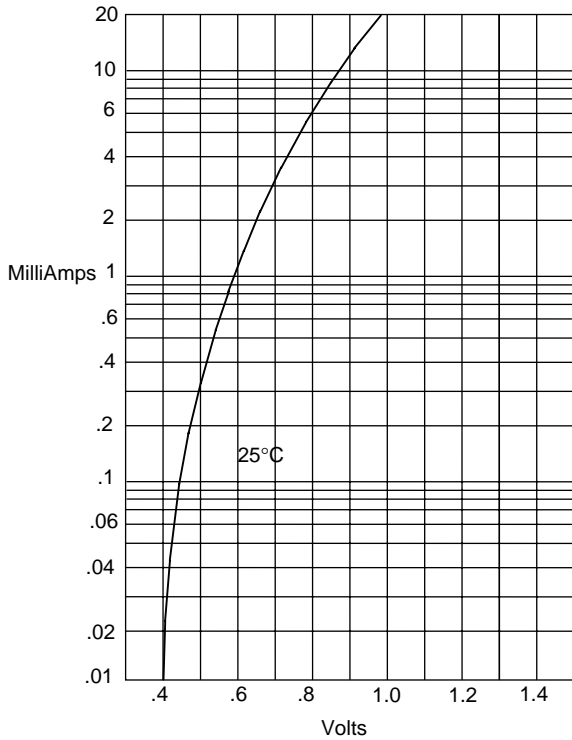


DL4148



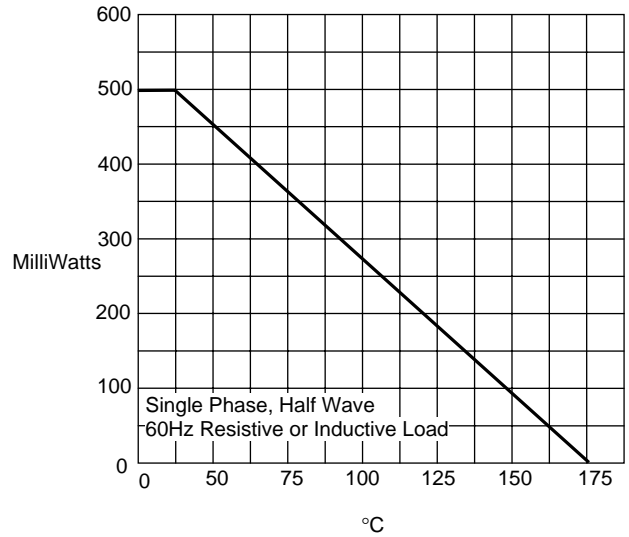
Micro Commercial Components

Figure 1
Typical Forward Characteristics



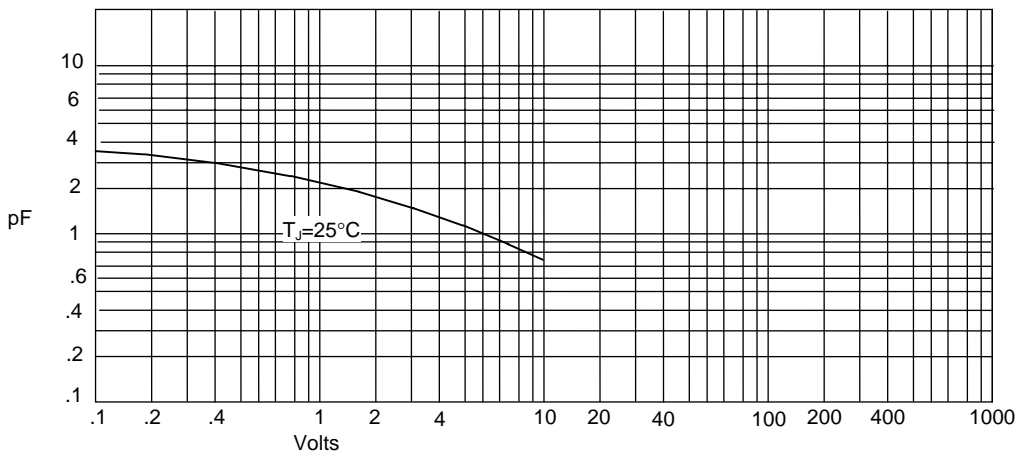
Instantaneous Forward Current - MilliAmperes versus
Instantaneous Forward Voltage - Volts

Figure 2
Forward Derating Curve



Admissible Power Dissipation - MilliWatts versus
Ambient Temperature - °C

Figure 3
Junction Capacitance



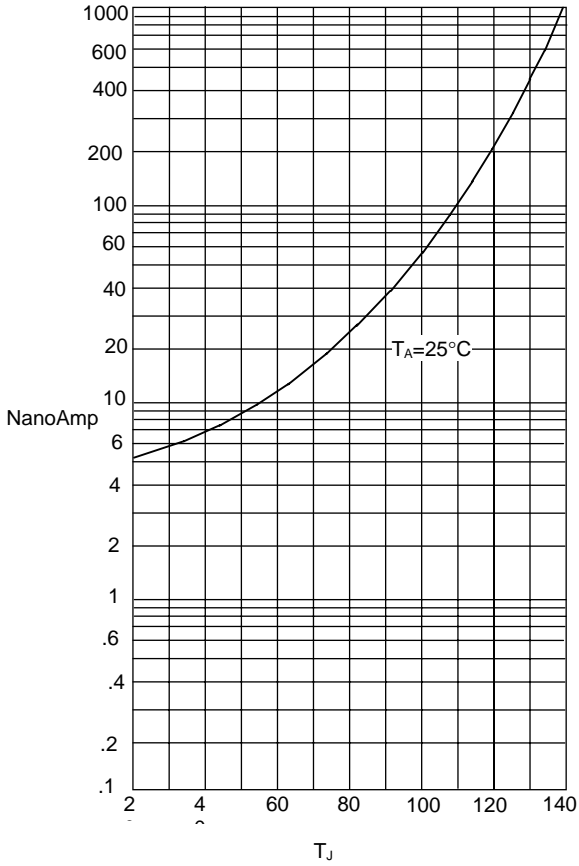
Junction Capacitance - pF versus
Reverse Voltage - Volts

DL4148



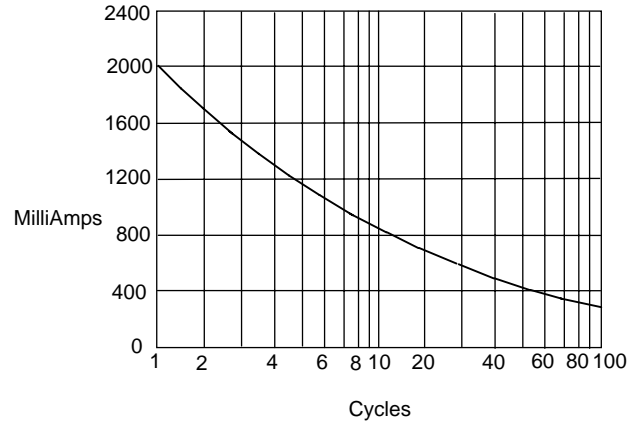
Micro Commercial Components

Figure 4
Typical Reverse Characteristics



Instantaneous Reverse Leakage Current - NanoAmperes versus Junction Temperature - °C

Figure 5
Peak Forward Surge Current



Peak Forward Surge Current - Amperes versus Number Of Cycles At 60Hz - Cycles



TM

Micro Commercial Components

Ordering Information :

Device	Packing
Part Number-TP	Tape&Reel: 2.5Kpcs/Reel

IMPORTANT NOTICE

Micro Commercial Components Corp. reserves the right to make changes without further notice to any product herein to make corrections, modifications , enhancements , improvements , or other changes . **Micro Commercial Components Corp .** does not assume any liability arising out of the application or use of any product described herein; neither does it convey any license under its patent rights ,nor the rights of others . The user of products in such applications shall assume all risks of such use and will agree to hold **Micro Commercial Components Corp .** and all the companies whose products are represented on our website, harmless against all damages.

LIFE SUPPORT

MCC's products are not authorized for use as critical components in life support devices or systems without the express written approval of Micro Commercial Components Corporation.



CUSTOMER AWARENESS

Counterfeiting of semiconductor parts is a growing problem in the industry. Micro Commercial Components (MCC) is taking strong measures to protect ourselves and our customers from the proliferation of counterfeit parts. MCC strongly encourages customers to purchase MCC parts either directly from MCC or from Authorized MCC Distributors who are listed by country on our web page cited below. Products customers buy either from MCC directly or from Authorized MCC Distributors are genuine parts, have full traceability, meet MCC's quality standards for handling and storage. **MCC will not provide any warranty coverage or other assistance for parts bought from Unauthorized Sources.** MCC is committed to combat this global problem and encourage our customers to do their part in stopping this practice by buying direct or from authorized distributors.

www.mccsemi.com

Looking for pricing, stock, or lifecycle information?

Click below to explore more details on WIN SOURCE:

-  [View DL4148-TP on WIN SOURCE](#)
-  [Micro Commercial Co](#) Information

Optimize Your Supply Chain with WIN SOURCE Solutions

-  Global Sourcing Solution
-  Obsolete Management
-  Cost Control Management
-  Shortage Management
-  Alternative Solution
-  Excess Inventory Management