



THE DATASHEET OF C6090PLBG2



Bulgin's range of **high quality rocker switches** includes a huge choice of **single** and **double contact** options available in various sizes, colours, terminations, actuator types and **ratings up to 16A, 250Vac**, allowing for virtually any design configuration.

- Available types: Ultra-thin, Miniature, Twin unit, Miniature round and Standard
- Rating from 10A, 250V ac up to 20A, 277V ac
- Single & double contact variants available
- Push-on, solder & PCB terminals
- Illuminated and non-illuminated options
- High in-rush (ON-OFF types)
- Matching Indicators
- Splash resistant options
- Choice of bezel styles and sizes, panel cut-outs and actuators
- Choice of switching circuits including 3 position



8800 Thinline Rocker Switches

10A 250Vac



Key Features

- ⬡ Ultra thin rocker switch
- ⬡ Ratings up to 15A, 250Vac
- ⬡ Single and twin gang
- ⬡ Panel cut out:
Single 19.3 x 6.8
Twin 19.3 x 13.4

Approvals and specifications

10(6)A 250Vac T100 1E4 (10,000 Operations)
6(2)A 250Vac T100 5E4 (50,000 Operations)
Inrush rating 10/50A 1E4 (10,000 Operations)

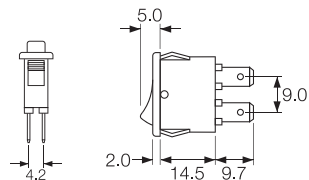
UL CSA 15A 250Vac (Twin unit is 10A 250Vac)
UL CSA 125Vac 1/2hp
UL 100°C, file E45221, CSA file LR10990

3mm contact gap.

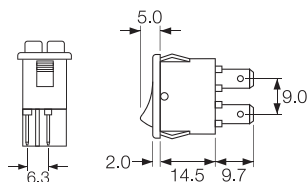
| Terminal | Function | Rocker | Body | Body Colour | Rocker Colour | | | | | | |
|-----------|--|--------|--|---|---|-----------|-----------|-----------|-----------|---------------------------|---------------------------|
| H | <p>Switches are ON when pressed over terminal 1</p> <p>8800</p> <p>ON - OFF Single contact</p> | | <p>A. Single contact</p> <p>Panel Cut Bezel</p> <p>*Optional profile for orientation</p> | <p>B Black</p> <p>R Red</p> | <p>B Black</p> <p>R Red</p> | | | | | | |
| T | <p>Switches are ON when pressed over terminal 1 or 3</p> <p>8800</p> <p>ON - OFF Twin contact</p> | | <p>B. Single contact - Twin</p> <p>Panel Cut Bezel</p> <p>*Optional profile for orientation</p> <p>Panel thickness Dim X</p> <table border="0"> <tr> <td>0.75-1.2</td> <td>19.1/19.2</td> </tr> <tr> <td>1.25-1.99</td> <td>19.3/19.4</td> </tr> <tr> <td>2.00-3.00</td> <td>19.7/19.8</td> </tr> </table> <p>Cut-outs must be punched in the direction of insertion</p> | 0.75-1.2 | 19.1/19.2 | 1.25-1.99 | 19.3/19.4 | 2.00-3.00 | 19.7/19.8 | <p>W White</p> | <p>W White</p> |
| 0.75-1.2 | 19.1/19.2 | | | | | | | | | | |
| 1.25-1.99 | 19.3/19.4 | | | | | | | | | | |
| 2.00-3.00 | 19.7/19.8 | | | | | | | | | | |
| X | <p>8800</p> <p>ON - OFF Twin contact</p> | | | | | | | | | | |

Dimensions

8800VA (H terminals shown)



8800V/8800VA (H terminals shown)



| Legend | Legend Colour | Options |
|------------|-------------------|---|
| Blank | Blank | <p>Finish Matt finish only.</p> <p>Colour Call sales for custom colours. A full range is available for large orders.</p> <p>Legend printing Select from the examples or call sales for custom legends.</p> |
| 132 | B Black | |
| | W White | |

Examples



X8800VA



X8800VA
T8800VA - - -



X8800VA
T8800VA - - -



H8800V/H8800VA
T8800V/T8800VA



H8800V/H8800VA
T8800V/T8800VA

8500 Rocker Switches - Miniature

10A 250Vac Single & Double Contact



Key Features

- Miniature rocker switch
- Ratings up to 15A, 250Vac
- Single & double contact in same body size
- Illuminated & non-illuminated
- Matching indicators
- Industry standard panel cut-out
- Rotary and push button actuator options
- Panel cut out: 19.3 x 12.9

Approvals and specifications

10(6)A 250Vac T125 IE4 (non lit types)
6(4)A 250Vac T125 5E4 (50,000 Operations)
10(6)A 250Vac T100 (lit types)

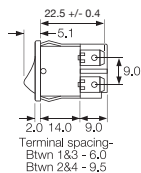
UL CSA 15A Non Ind 250Vac, 14A Ind 250Vac, 10A 277Vac
UL CSA 250Vac 1/2hp, 125Vac 1/4hp
UL 105°C, (non lit) file E45221, CSA file LR10990

3mm contact gap.

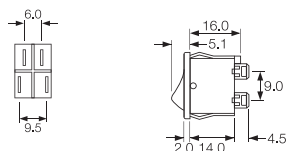
| Terminal | Function | Rocker | Body | Body Colour | Rocker Colour | | | | | | | | |
|--|--|--|---|-------------------------------|----------------------------------|-----------|-----------|-----------|-----------|-----------|-----------|---------------------|---|
| <p>H</p> <p>4.8 x 0.8 8.5</p> | <p>ON OFF Switches are ON when pressed over terminal 1</p> | <p>H Slotted for custom caps</p> | <p>B Standard body with terminal barrier</p> <p>Panel cut out: 12.9 x X Bezel: 15.0 x 21.0</p> | <p>B Black</p> | <p>Un-Lit B Black</p> | | | | | | | | |
| <p>K</p> <p>2.6 x 0.8 8.5</p> | <p>8500</p> <p>ON - OFF Single contact (Uses terminals 1a & 2a)</p> | <p>R Semi-rotary (not lit)</p> | <p>BC Body without terminal barrier</p> <p>Panel cut out: 12.9 x X Bezel: 15.0 x 21.0</p> <p>Dimensions for snap-in fixing</p> <table border="1"> <thead> <tr> <th>Panel thickness</th> <th>Dim X</th> </tr> </thead> <tbody> <tr> <td>0.75-1.25</td> <td>19.1/19.2</td> </tr> <tr> <td>1.25-2.00</td> <td>19.3/19.4</td> </tr> <tr> <td>2.00-3.00</td> <td>19.7/19.8</td> </tr> </tbody> </table> <p>Out-outs must be punched in the direction of insertion</p> | Panel thickness | Dim X | 0.75-1.25 | 19.1/19.2 | 1.25-2.00 | 19.3/19.4 | 2.00-3.00 | 19.7/19.8 | <p>R Red</p> | <p>R Red</p> <p>W White</p> |
| Panel thickness | Dim X | | | | | | | | | | | | |
| 0.75-1.25 | 19.1/19.2 | | | | | | | | | | | | |
| 1.25-2.00 | 19.3/19.4 | | | | | | | | | | | | |
| 2.00-3.00 | 19.7/19.8 | | | | | | | | | | | | |
| <p>L</p> <p>2.6 x 0.8 3.2</p> <p>Right angle version of K terminal available on 8500 only</p> | <p>8503</p> <p>ON (lit) - OFF Single contact</p> | <p>D Paddle lever (not lit)</p> | <p>W White</p> | <p>Lit A Amber</p> | | | | | | | | | |
| <p>R</p> <p>4.8 x 0.8 4.5</p> | <p>8553</p> <p>ON (lit) - OFF Double contact</p> | <p>V Curved (not lit)</p> | <p>G Green</p> | <p>C Clear</p> | | | | | | | | | |
| <p>T</p> <p>4.8 x 0.8 8.5 +/- 0.4</p> | <p>8580</p> <p>Available with H terminals only</p> <p>Indicator UL/CSA E63363</p> | <p>X Two colour (not lit)</p> | <p>C Clear</p> | <p>R Red</p> | | | | | | | | | |
| | | <p>A Softline lens</p> | | | | | | | | | | | |
| | | <p>P Push button operation (8500 only) See drawing opposite</p> | | | | | | | | | | | |

Dimensions

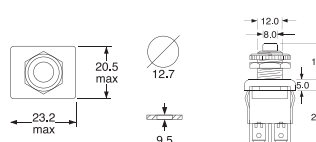
“B” body with barrier for H, T and K terminals




“BC” body w/o barrier primarily for L or R terminals (can be used for all terminals)



‘PO’ Actuator and body - push button function (8500 only)



| Insert Colour | Lamp Voltage | Legend | Legend Colour | Options |
|---|--------------------------|------------|-------------------|--|
| X Rocker Only | Blank | Blank | Blank | <p>Finish Matt finish only.</p> <p>Colour Call sales for custom colours. A full range is available for large orders.</p> <p>Legend printing Select from the examples or call sales for custom legends.</p> <p>Lamp voltage Call sales for details of available voltages.</p> <p>Protective cover L167 Snaps on to bodies with V or X style rockers and A lens. This reduces panel thickness by 0.8mm.</p>  |
| R Red | 2 125V Neon | 076 | B Black | |
| W White | 3 250V Neon | | W White | |
| Blank Leave blank for other Rocker types | 7 12V Filament | | | |
| | 8 24V Filament | | | |

Examples



H8500VB ---
T8500VB ---



H8550VB ---
T8550VB ---



H8550HB ---
T8550HB ---



H8550XB ---
T8550XB ---



H8550RB Semi-rotary
A splash proofing option



H8500PO ---
Pushbutton option



H8553VB ---
T8553VB ---



H8580AB ---

8600 Rocker Switches - Miniature

10A 250Vac Single & Double Contact



Key Features

- Miniature rocker switch
- Ratings up to 16A, 250Vac
- Single & double Contact
- ON/OFF, C/O, biased and centre off switching
- Push on, solder and PCB terminals
- Illuminated and non illuminated
- Matching indicators
- Panel cut out single: 19.3 x 12.9 double: 19.3 x 21.9

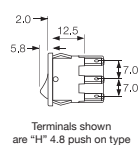
Approvals and specifications

- 10(4)A 250Vac T90 (unless noted below)
- UL CSA See ratings below
UL 65°C, file E45221, CSA file LR10990
- 3mm contact gap except where marked μ .

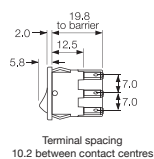
| Terminal | Function | Approvals | Rocker | Body | Body Colour | | | | | | | | | | | | | | | | |
|--|---|---|--|--|--|---|-----------|-----------|-----------|-----------|-----------|-----------|-----------------|-------|-----------|-----------|-----------|-----------|-----------|-----------|---|
| <p>H</p> <p>4.8 x 0.8 7.4</p> <p>T</p> <p>Ø2.2 6.4 3.5 x 0.8 Solder</p> <p>X</p> <p>3.7 5.3 PCB 0.85sq</p> <p>Double Contact switches with "X" terminals are supplied without terminal barriers</p> | <p>Approvals & ratings vary with function</p> | <p>ON OFF Switches are ON when pressed over terminal 3</p> | <p>V Curved</p> <p>V Curved (lit)</p> <p>F Flat Indicator only (Single contact)</p> | <p>B Single Contact</p> <p>Panel cut out: 12.9 x X Bezel: 15.0 x 21.0</p> <p>Single Contact dimensions for snap-in fixing</p> <table border="1"> <tr> <th>Panel thickness</th> <th>Dim X</th> </tr> <tr> <td>0.75-1.25</td> <td>19.1/19.2</td> </tr> <tr> <td>1.25-1.99</td> <td>19.3/19.4</td> </tr> <tr> <td>2.00-3.00</td> <td>19.7/19.8</td> </tr> </table> <p>B (Double Contact) with terminal barrier</p> <p>BC (Double Contact) w/o terminal barrier</p> <p>Panel cut out: 21.9 x X Bezel: 24.0 x 21.0</p> <p>Double Contact dimensions for snap-in fixing</p> <table border="1"> <tr> <th>Panel thickness</th> <th>Dim X</th> </tr> <tr> <td>0.75-1.24</td> <td>19.1/19.2</td> </tr> <tr> <td>1.25-1.99</td> <td>19.3/19.4</td> </tr> <tr> <td>2.00-3.00</td> <td>19.7/19.8</td> </tr> </table> <p>Cut-outs must be punched in the direction of insertion</p> | Panel thickness | Dim X | 0.75-1.25 | 19.1/19.2 | 1.25-1.99 | 19.3/19.4 | 2.00-3.00 | 19.7/19.8 | Panel thickness | Dim X | 0.75-1.24 | 19.1/19.2 | 1.25-1.99 | 19.3/19.4 | 2.00-3.00 | 19.7/19.8 | <p>B Black</p> <p>R Red</p> <p>W White</p> |
| | Panel thickness | Dim X | | | | | | | | | | | | | | | | | | | |
| | 0.75-1.25 | 19.1/19.2 | | | | | | | | | | | | | | | | | | | |
| | 1.25-1.99 | 19.3/19.4 | | | | | | | | | | | | | | | | | | | |
| | 2.00-3.00 | 19.7/19.8 | | | | | | | | | | | | | | | | | | | |
| | Panel thickness | Dim X | | | | | | | | | | | | | | | | | | | |
| | 0.75-1.24 | 19.1/19.2 | | | | | | | | | | | | | | | | | | | |
| | 1.25-1.99 | 19.3/19.4 | | | | | | | | | | | | | | | | | | | |
| | 2.00-3.00 | 19.7/19.8 | | | | | | | | | | | | | | | | | | | |
| | <p>8600</p> <p>10(4)A 16A 250V, 10A 277V 1/2HP 277V, 1/4HP 125V ON - OFF</p> | <p>8650</p> <p>10(4)A 10A 277V 1/2HP 277V, 1/4HP 125V ON - OFF</p> | <p>8601</p> <p>6(1)A 16A 250V, 6A 277V ON - OFF (momentary ON)</p> | <p>8651</p> <p>6(1)A 6A 277V ON - OFF (momentary ON)</p> | <p>8602</p> <p>10A 6A 277V ON - OFF (momentary OFF)</p> | <p>8652</p> <p>10(4)A 6A 277V ON - OFF (momentary OFF)</p> | | | | | | | | | | | | | | | |
| <p>N/A</p> <p>ON - OFF Lit</p> | <p>8653</p> <p>10(4)A 6A 277V ON - OFF Lit</p> | <p>8610</p> <p>6(1)A 10A 277V 1/2HP 277V, 1/4HP 125V ON - ON</p> | <p>8660</p> <p>6(1)A 10A 277V 1/2HP 277V, 1/4HP 125V ON - ON</p> | <p>8611</p> <p>6A 277V ON - ON (momentary 1 side)</p> | <p>8661</p> <p>6A 277V ON - ON (momentary 1 side)</p> | | | | | | | | | | | | | | | | |
| <p>* 8611 and 8661 not covered by ENEC</p> | <p>8620 μ</p> <p>ON - OFF - ON</p> | <p>8670 μ</p> <p>ON - OFF - ON</p> | <p>8630</p> <p>6(1)A UL E63363 CSA LR29381 KEMA-KUER</p> <p>Indicators</p> | <p>N/A</p> | | | | | | | | | | | | | | | | | |


Dimensions

Single contact



Double contact



| Rocker Colour | Lamp Voltage | Legend | Legend Colour | Options |
|-----------------------------|--------------------------|------------|-------------------|---|
| Un-Lit B Black | Blank | Blank | Blank | Finish Matt finish only. |
| R Red | 2 125V Neon | 076 | B Black | Colour Call sales for custom colours. A full range is available for large orders. |
| W White | | | | Legend printing Select from the examples or call sales for custom legend. |
| Lit A Amber | 3 250V Neon | | W White | Lamp voltage Call sales for details of available voltages. |
| G Green | | | | Blanking plate A8634FB Dummy unit to fill unused panel holes. Single contact size only. |
| C Clear | 7 12V Filament | | | Protective covers L167 for SP L180 for DP Snap on to bodies with V rocker or F lens. This reduces panel thickness by 2.2mm. |
| R Red | 8 24V Filament | | |  Single Contact options Most switches shown can have single contact switching in double contact bodies. |

Examples



H8600VB ---
T8600VB ---



H8600VB ---
T8600VB ---



H8630FB ---
T8630FB ---



H8650VB ---
T8650VB ---



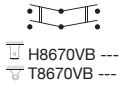
H8660VB ---
T8660VB ---



H8653VB ---
T8653VB ---

8620 & 8670 Rocker Switches

3 Positions - 10A 250Vac



Key Features

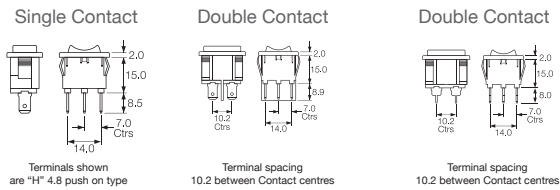
- 3 position miniature rocker switch
- Ratings up to 15A, 250Vac
- Single & double Contact
- Centre off switching
- Push on, solder and PCB terminals
- Matching indicators
- Panel cut out: single: 19.3 x 12.9 double: 19.3 x 21.9


Approvals and specifications

- UL 10(4)A 250Vac T90
- UL CSA 15A 277Vac (Single Contact)
- UL CSA 250Vac 1/2hp (Single Contact)
- UL CSA 125Vac 1/4hp (Single Contact)
- UL CSA 10A 277Vac (Double Contact)
- UL CSA 277Vac 1/2hp (Single & Double Contact)
- UL 90°C, file E45221, CSA file LR10990
- µ contact gap.

| Terminal | Function | Rocker | Body | Body Colour | Rocker Colour |
|--|--|---|--|---|---|
| <p>H</p> <p>4.8 x 0.8</p> | <p>8620</p> <p>ON - OFF - ON Single Contact</p> | <p>V</p> <p>Curved</p> | <p>B Single Contact</p> <p>Panel thickness 0.75-1.24 1.25-1.99 2.00-3.00</p> <p>Dim X 19.1/19.2 19.3/19.4 19.7/19.8</p> | <p>B Black</p> <p>R Red</p> <p>W White</p> | <p>Lit (DP)</p> <p>A Amber</p> <p>C Clear</p> <p>G Green</p> <p>R Red</p> <p>Lit (DP)</p> <p>B Black</p> <p>R Red</p> <p>W White</p> |
| <p>T</p> <p>Ø2.15 Solder</p> | <p>8670</p> <p>ON - OFF - ON Double Contact</p> | <p>H</p> <p>Slotted for actuator (8620 only)</p> | <p>B Single Contact - Twin</p> <p>Panel thickness 0.75-1.24 1.25-1.99 2.00-3.00</p> <p>Dim X 19.1/19.2 19.3/19.4 19.7/19.8</p> <p><small>Cut-outs must be punched in the direction of insertion</small></p> | | |
| <p>X</p> <p>PCB 0.8sq Double Contact switches with X terminals are supplied without terminal barriers</p> | | | | | |

Dimensions



| Lamp Voltage | Legend | Legend Colour | Options |
|--------------------------|------------|-------------------|--|
| Blank | Blank | Blank | <p>Finish Matt finish only.</p> <p>Colour Call sales for custom colours. A full range is available for large orders.</p> <p>Legend printing Select from the examples or call sales for custom legend.</p> <p>Lamp voltage Call sales for details of available voltages.</p> <p>Blanking plate A8634FB Dummy unit to fill unused panel holes. Single Contact size only.</p> <p>Protective covers L167 for SP L180 for DP Snap on to bodies with V rocker or F lens. This reduces panel thickness by 2.2mm.</p>  <p>Single Contact options Most switches shown can have single Contact switching in double Contact bodies.</p> |
| 2 125V Neon | 076 | B Black | |
| 3 250V Neon | | W White | |
| 7 12V Filament | | | |
| 8 24V Filament | | | |

1250 Rocker Switches

10A 250Vac

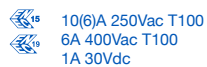


Key Features

- Standard rocker switch
- Double Contact in single Contact body
- Snap in or sub panel mount
- Integral terminal barrier
- Push on or PCB terminals
- Panel cut out: 27.2 x 12.4 (snap in) 26.3 x 12.4 (sub panel mount)

| Terminal | Function | Rocker | Body | Body Colour | Rocker Colour |
|--|---|---|---|--|---------------|
| <p>C</p> <p>On when pressed over terminal 1</p> <p>1250</p> <p>ON - OFF Double Contact</p> <p>Contacts are 9.0mm between centres.</p> <p>On when pressed over terminal 1</p> <p>1250SP</p> <p>ON - OFF Single Contact</p> | <p>A Curved</p> <p>Shown in N body</p> | <p>N</p> <p>Panel cut-out</p> <p>Sub-panel: 12.4/12.5, 26.1/26.2</p> <p>Facia: 13.1 nom, 23.8 nom, R3.5</p> <p>Bezel: 13.0, 29.5</p> <p>Panel thickness: 0.75-1.24, 1.25-1.99, 2.00-3.00</p> <p>Dim X: 26.1/26.2, 26.3/26.4, 26.7/26.8</p> | <p>B Black</p> <p>W White</p> | <p>B Black</p> <p>W White</p> <p>G Grey</p> | |
| <p>X</p> <p>On when pressed over terminal 1</p> <p>1250SP</p> <p>ON - OFF Single Contact</p> | <p>A Curved</p> <p>Shown in P body</p> | <p>P</p> <p>Panel cut out</p> <p>Panel cut out: 12.4/12.5, 27.2/27.3</p> <p>Bezel: 15.0, 29.5</p> <p>Panel thickness: 0.75-3.00</p> <p><small>Cut-outs must be punched in the direction of insertion</small></p> | <p>W White</p> | <p>G Grey</p> | |

Approvals and specifications



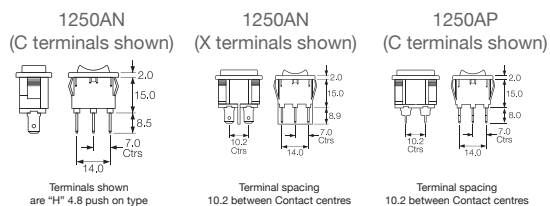
10(6)A 250Vac T100
6A 400Vac T100
1A 30Vdc



UL CSA 10A 250Vac
UL CSA 16A 250Vac Resistive
UL CSA 125Vac 1/2hp
UL CSA 1A 30Vdc
UL 100°C, file E45221, CSA file LR10990

3mm contact gap

Dimensions



| Legend | Legend Colour | Options |
|------------|-------------------|--|
| — Blank | — Blank | <p>Finish Matt finish only.</p> <p>Colour Call sales for custom colours. A full range is available for large orders.</p> <p>Legend printing Select from the examples or call sales for custom legend.</p> |
| 085 | B Black | |
| | W White | |

6000 SP Splash Resistant Rocker Switches

16A 250Vac



Key Features

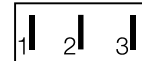
- Ratings up to 20A, 277Vac
- Positive switch action
- Distinctive styling
- Illuminated & nonilluminated
- Single Contact
- Panel cut out: 30.1 x 11.1mm

Approvals and specifications

- European 16(4)A 250Vac T125, 10A 400Vac T125
 - UL = 20A 277Vac, 1 1/2HP 250Vac 1HP 125Vac
CSA = 20A 277Vac, 1HP 125Vac, 1/2HP 125Vac
- 3mm contact gap with Positive Break switching.
Call factory for IP details.

Vary with Function

Approvals & ratings vary with function
ON OFF Switches - ON when pressed
over terminals 3.



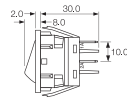
| Terminal | Function | Rocker | Body | Body Colour | Rocker Colour | Lamp Voltage |
|---|---|---------------------------------|--|---|---|--|
| C 6.3 x 0.8 9.7 | 6000 ON - OFF | A Softline Matt | L Panel cut-out ** Bezel 30.0/30.1 11.0/11.1 31.5 14.0 R2.0 Cut-outs must be punched in the direction of insertion | B Black W White | Lit (DP) A Amber | Blank |
| | 6001 ON - OFF (momentary ON) | | | | C Clear 2 125V Neon | |
| H 4.8 x 0.8 9.7 | 6002 ON - OFF (momentary OFF) | A Softline Matt | L Panel cut-out ** Bezel 30.0/30.1 11.0/11.1 31.5 14.0 R2.0 Cut-outs must be punched in the direction of insertion | B Black W White | G Green 3 250V Neon | 5 12Vdc LED (P Rocker) |
| | 6003 ON - OFF Lit | P Lit window Matt | | | R Red 5 12Vdc LED (P Rocker) | |
| S 4.8 x 0.8 9.7 Screw & Clamp N/A for assemblies with 3 terminals | 6008 ON - OFF Lit (Unswitched neutral) | P Lit window Matt | L Panel cut-out ** Bezel 30.0/30.1 11.0/11.1 31.5 14.0 R2.0 Cut-outs must be punched in the direction of insertion | B Black R Red W White | Lit (DP) B Black 6 24Vdc LED (P Rocker) | 7 12V Filament 8 24Vdc Filament |
| | 6009 ON - OFF (momentary ON) Lit (Unswitched neutral) | 7 12V Filament | | | | |
| | 6010 ON - ON | 8 24Vdc Filament | | | | |
| | 6011 ON - ON (momentary 1 side) | | | | | |

Integral Splash Resistance




Current carrying parts are protected from moisture. Droplets which may enter the switch are channelled out through ports in the switch body. For IP65 see options below

Dimensions



Panel thickness
L 0.75 to 2.5mm
** For cut-out details on momentary switches call sales

| Legend | Legend Colour | Options |
|-------------|-------------------|--|
| Blank | Blank | G74 Protective Cover |
| 1223 | B Black | <p>Finish Matt is standard.</p> <p>Colour Call sales for custom colours. A full range is available for large orders.</p> <p>Legend printing Select from the examples or call sales for custom legends.</p> <p>Lamp voltage Call sales for details.</p> <p>Protective cover A snap on cover is available (add G after body code), this reduces panel thickness by 2mm.</p>  <p>Panel sealing washer W46 is available, this reduces panel thickness by 1.2mm.</p> <p>Covers are not suitable for momentary types. For all options call the factory</p> |
| | W White | |

Examples



☐ C6000AL - - -



☐ C6000AL - - -



☐ C6010AL - - -



☐ C6003AL - - -




☐ C6003PL - - -



☐ C6030AL - - -

6050 DP Splash Resistant Switches

& Twin Switches - 16A 250Vac



Key Features

- Ratings up to 20A, 277V ac
- Positive switch action
- Distinctive styling
- Illuminated & non-illuminated
- Double Contact
- DC LED Illumination Available
- Panel cut out: 30.1 x 22.2mm

Approvals and specifications

European 16(4)A 250Vac T125, 10A 400Vac T125


UL CSA (except 6054 & 6055 Switches)
20A 277Vac, 250Vac 11/2hp, 125Vac 1hp

UL 100°C, file E45221, CSA file LR10990

3mm contact gap with Positive Break switching.

| Terminal | Function | Rocker | Body | Body Colour | |
|---|--|---------------------------------|---|--|---|
| C 6.3 x 0.8 | 6050 ON - OFF | A Softline Matt | L Double Contact Panel cut-out ** Bezel | Lit (DP) A Amber C Clear | |
| | 6051 ON - OFF (momentary ON) | | | | 6060 ON - ON |
| | 6052 ON - OFF (momentary OFF) | | | | 6061 ON - ON (momentary 1 side) |
| | 6053 ON - OFF Lit | | | | 6062 2 Circuit ON - ON (In house tests only) |
| | 6054 ON - OFF (momentary ON) Lit | | | | 6066 ON - ON (Single Contact) Isolated light |
| | 6055 ON - OFF (Single Contact) (momentary ON) Lit | | | | 6067 ON - ON Lit |
| | 6056 ON - OFF (Single Contact) Isolated light | | | | 6068 ON - ON 1 Contact ON - OFF Lit 1 Contact |
| | 6057 ON - OFF Isolated light | | | | 6090 ON - OFF 1 Contact ON - OFF Lit 1 Contact |
| | 6058 ON - OFF (Single Contact) Lit | | | | 6091 ON - OFF (momentary ON) Lit |
| | 6059 ON - OFF (Single Contact) (momentary ON) Isolated light | | | | 6092 ON - OFF 1 Contact ON - ON 1 Contact Lit |
| H 4.8 x 0.8 | 6052 ON - OFF (momentary OFF) | A Softline Matt | L Twin units Contact sales for information on splash resistance and IP ratings | G Green R Red | |
| S 9.7 Screw & Clamp N/A for assemblies with 3 terminals | 6055 ON - OFF (Single Contact) (momentary ON) Lit | P Lit window Matt | L Lit window | Un-Lit (DP) B Black R Red W White | |

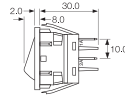
Integral Splash Resistance



Current carrying parts are protected from moisture. Droplets which may enter the switch are channelled out through ports in the switch body.

For IP65 see options below

Dimensions

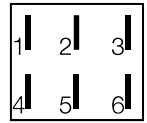



Panel thickness
L 0.75 to 2.5mm
** For cut-out details on momentary switches call sales

Terminal spacing - Contacts 10.5 between centres

Vary with Function

Approvals & ratings vary with function
ON OFF Switches - ON when pressed over terminals 3 & 6.



| Rocker Colour | Lamp Voltage | Legend | Legend Colour | Options |
|-------------------|----------------------------------|-------------|-------------------|---|
| B Black | Blank | Blank | Blank | <p>G74 Protective Cover</p> <p>Finish Matt is standard.</p> <p>Colour Call sales for custom colours. A full range is available for large orders.</p> <p>Legend printing Select from the examples or call sales for custom legends.</p> <p>Protective cover The 6050 series is a water through design. For a higher level of sealing, a snap on cover is available (add G after body code). This reduces panel thickness by 1mm.</p>  <p>Panel sealing washer W42 is available. This reduces panel thickness by 1.00mm. Covers are not suitable for momentary types.</p> <p>IP Ratings Call the sales for details.</p> <p>Terminal Link P1067 connects the Contacts of a double Contact switch or twin unit.</p> <p># Mounting orientation may affect IP rating.</p> |
| R Red | 2 125V Neon | 1223 | B Black | |
| W White | 3 250V Neon | | W White | |
| | 5 12Vdc LED (P Rocker) | | | |
| | 6 24Vdc LED (P Rocker) | | | |
| | 7 12V Filament | | | |
| | 8 24Vdc Filament | | | |

Examples



C6050AL - - -



C6053AL - - -



C6053PL - - -



C6000A/C6000AL



C6003P/C6003PL



C6003P/C6030AL

1500 Standard & 1300 High Inrush Switches

150A to EN61058-1 and 16A 250Vac



Key Features

- Standard rocker switch
- Non-illuminated
- 150A inrush
- Choice of switching circuits including 3 position
- Choice of bezel styles
- Choice of panel cut outs
- Matching indicator
- Single Contact
- Splash resistant option
- DC LED Illumination Available for "P" Rocker
- Panel cut out 'A' style: 27.3 x 12.3mm

Approvals and specifications

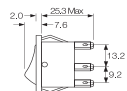
- UL 1500 Series 16(4)A 250Vac T125
- UL CSA 16A Non Ind 250Vac, (2 posn) 250Vac 1hp, 125Vac 1/2hp, (3 posn) 250Vac 1/2hp, 125Vac 1/4hp
- 1330 36Vdc 14A
- 1350 72 Vdc 7A
- 1500 & 1510 14 Vdc 10A
- UL 85°C, file E45221, CSA file LR10990

In house test:
10A 24Vdc— Indicative rating only

1300 series 16(6)A 250Vac T125 5E4 (50,000 Ops.)
150A Inrush to EN61058-1

| Terminal | Function | Rocker | Body | Finish | Body Colour |
|---|---|--|--|--|---|
| <p>C</p> <p>6.3 x 0.8</p> | <p>Standard 1500 ON - OFF</p> <p>1501 HP rating N/A ON - OFF (momentary ON)</p> <p>1502 HP rating N/A ON - OFF (momentary OFF)</p> | <p>A</p> <p>Softline Matt</p> | <p>Panel cut-out Bezel</p> <p>Cut-outs must be punched in the direction of insertion</p> <p>27.2/27.3 12.2/12.3 30.2 14.0</p> <p>Gloss or Matt</p> | <p>M Matt</p> | <p>B Black</p> |
| <p>H</p> <p>4.8 x 0.8*</p> | <p>1510 μ HP rating N/A ON - ON</p> <p>1511 μ HP rating N/A ON - ON (momentary 1 side)</p> | <p>B</p> <p>Splash resistant (with Arcshield) Matt</p> <p>H</p> <p>Slotted (for custom Adaptors) not momentary</p> | <p>30.0/30.1 11.0/11.1 R3.5 33.4 14.0</p> <p>Matt only</p> | <p>G Gloss</p> <p>Applies to both Rocker & Body</p> | <p>R Red</p> |
| <p>K</p> <p>2.8 x 0.8*</p> | <p>1520 μ 125V & 250V 1/2 HP H terminal rated T100 only ON - OFF - ON</p> <p>1521 μ HP rating N/A H terminal rated T100 only ON - OFF - ON (momentary 1 side)</p> | <p>V</p> <p>Curved Matt or gloss</p> <p>W</p> <p>Splash resistant (with Arcshield) Matt</p> | <p>30.0/30.1 11.0/11.1 R1.0 32.0 14.0</p> <p>Matt only</p> | <p>L</p> <p>Matt only</p> | <p>Q</p> <p>28.2/28.3 11.5/11.6 R1.6 30.2 14.0</p> <p>Gloss or matt</p> |
| <p>T</p> <p>7.0</p> <p>Solder</p> | <p>1522 μ HP rating N/A H terminal rated T100 only ON - OFF - ON (momentary 2 sides)</p> <p>0430 (Indicator) HP rating N/A H terminal rated T100 only</p> | <p>X</p> <p>Two colour Matt ON - OFF only (not momentary)</p> <p>F</p> <p>Flat lens Gloss (0430 only)</p> | <p>28.5/28.6 14.0/14.1 31.5 17.0</p> <p>Matt only</p> | <p>R</p> <p>Matt only</p> | <p>T</p> <p>28.2/28.3 11.5/11.6 R1.6 30.2 14.0</p> <p>Matt only</p> |
| <p>U</p> <p>3.5</p> <p>Right angle "T" solder terminal</p> | <p>1484 In-house tested to 10(3)A 250Vac 3 position selective</p> <p>1487 In-house tested to 10(3)A 250Vac 3 position selective</p> | <p>A</p> <p>Softline lens Matt (0430 only) as F but with raised profile</p> | <p>28.2/28.3 11.5/11.6 R1.6 30.2 14.0</p> <p>Matt only</p> | <p>T</p> <p>Matt only</p> | <p>W White</p> |
| <p>X</p> <p>3.2</p> <p>PCB 0.8Sq* *N/A for 1300 series</p> | <p>High Inrush 1300 ON - OFF</p> | | | | |

Dimensions



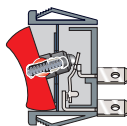
Panel thickness
 A, Q 0.75 to 3.3mm
 L, B, T 0.75 to 2.5mm
 R 0.75 to 3.0mm

* For cut-out details on momentary switches call sales

Splash Resistance

1500 W and B splash resistant options

Feather edge seals and a close fitting collar protect current carrying parts from moisture. B option has Hytrel collar/seals for enhanced protection.



1300 High inrush, positive break switching

The 1300 series mechanism ensures contact welds formed at switch-on are positively separated by the plunger tube acting directly on the step in the moving contact.

UL CSA 20A 250Vac 1hp, 125Vac 1/2hp
 UL 85°C, file E45221, CSA file LR10990


In house test:

20A 24Vdc— Indicative rating only

The 1500 & 1300 switch range are capable of reaching in excess of 300K cycles

BioCote antimicrobial additive. Independently verified to ISO22196:2007.

3mm contact gap except if marked μ .

| Rocker Colour | Lamp Voltage | Insert Colour | Legend | Legend Colour | Options |
|-------------------|----------------------------|-------------------|-------------|-------------------|---|
| Un-Lit | Blank | Blank | Blank | Blank | Finish Matt is standard. |
| B Black | 2 125V Neon | R Red | 602A | B Black | Colour Call sales for custom colours. A full range is available for large orders. |
| R Red | 3 250V Neon | W White | | W White | Legend printing Select from the examples or call sales for custom legends. |
| W White | 7 12V Filament | | | | Lamp voltage Call sales for details. |
| Lit | 8 24Vdc Filament | | | | Blanking plates A0434 - - Dummy units to fill unused panel holes. |
| A Amber | | | | | Protective cover Snaps on to A, L, Q or T bodies (add G after body code in cat no.), this reduces panel thickness by 1mm. |
| C Clear | | | | |  Panel sealing washer W46 is available for the same body sizes, this reduces panel thickness by a further 0.8mm. Covers are not suitable for momentary types. |
| G Green | | | | | For all options call sales. |
| R Red | | | | | |

Examples



☐ C1500AR ---
 ☑ T1500AR ---



☐ C1500AL ---
 ☑ T1500AL ---



☐ C1500XL ---
 ☑ T1500XL ---



☐ C1510AL ---
 ☑ T1510AL ---



☐ C1520AL ---
 ☑ T1520AL ---



☐ C0430AL ---
 ☑ T0430AL ---

5500 Lit Rocker Series

10A 250Vac



Key Features

- Standard rocker switch
- Single Contact
- Illuminated
- Splash resistant option
- Choice of switching circuits
- Panel cut out 'A' style:
- Choice of bezel styles
- Choice of panel cut outs
- Matching indicator

Approvals and specifications

16(4)A 250Vac T85/55
10(3)A 250Vac T100/55, (12A 250Vac T125/55 for P rocker only)

UL CSA 15A 250Vac, CSA 16A Non Ind 250Vac
UL CSA 250Vac 1hp, 125Vac 1/2hp
UL 85°C, file E45221, CSA file LR10990

μ contact gap.

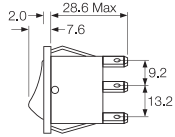
For Twin units repeat the order details for both the left and right sides.

| Terminal | Function | Rocker | Body | Body Colour | Rocker Colour |
|---------------------------|--|--|---|-------------------|--|
| C 6.3 x 0.8 | Approvals & ratings vary with function ON OFF Switches - ON when pressed over terminal 3 | A Softline (Matt only) | A Panel Cut - outs Bezel | B Black | Un-Lit B Black |
| H 4.8 x 0.8 | 5500 μ ON - OFF Single Contact | P Lit window (Matt only) | B Bezel | W White | R Red W White |
| T Solder | 5503 μ ON - OFF Lit Switched neutral | | L Bezel | | Lit |
| | 5508 μ ON - OFF Lit Unswitched neutral | | Q Bezel | | A Amber C Clear |
| | | | R Bezel | | G Green |
| | | | T Bezel | | R Red |

Dimensions

Panel thickness

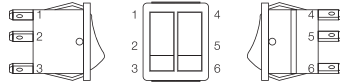
A,Q 0.75 to 3.3mm
L,B,T 0.75 to 2.5mm
R 0.75 to 3.0mm



Twin units


Two single switches or a switch and an indicator light can be assembled side by side in one double Contact body.

For 5500 range panel cut-out details (L, B and T) call sales.



Terminal spacing -
Contacts 10.8 between centres (twin units)

For twin units the first set of order format details refer to the left hand unit, when looking at the front of the assembly.
(This has terminal numbers 1, 2 & 3)

| Lamp Voltage | Legend | Legend Colour | Options |
|--|-------------|-------------------|--|
| Blank | Blank | Blank | <p>Finish Matt is standard.</p> <p>Colour Call factory for custom colours. A full range is available for large orders.</p> <p>Legend printing Select from the examples or call factory for custom legends.</p> <p>Lamp voltage Call factory for details.</p> <p>Blanking plate A0434 - - (SP) A0494 - - (DP) Dummy units to fill unused panel holes.</p> <p>Protective cover Snaps on to A, L, Q or T bodies (add G after body in cat no.), this reduces panel thickness by 1.00mm.</p>  <p>Panel sealing washers W46 (Single Contact) and W42 (Double Contact) are available for these body types, this reduces panel thickness by 2mm.</p> <p>For all options call the factory.</p> |
| 2 125V Neon | 602A | B Black | |
| 3 250V Neon | | W White | |
| 5 12Vdc LED (P Rocker) IF = 20-30mA | | | |
| 6 24Vdc LED (P Rocker) IF = 20-30mA | | | |
| 7 12V Filament | | | |
| 8 24Vdc Filament | | | |

Examples



C5503AL - - -



C5500AL - - -



C5503PL - - -



C5503A/C5430AL



C5503A/C5503AL



C5503P/C5503PL

1500 Twin Units Switches and Indicators

16A 250Vac



Key Features

- Twin unit rocker switch
- Choice of switching circuits including 3 position
- Push-on, solder and PCB terminals
- Choice of bezel styles
- Choice of panel cut outs
- Matching indicator
- Single Contact switches
- Splash resistant option
- Panel cut out 'A' style: 27.2 x 22.3mm

Approvals and Specifications

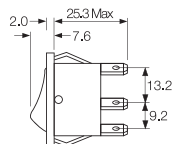
- 16(4)A 250Vac T125
- UL CSA 16A 250Vac
- UL CSA (2 posn) 250Vac 1hp, 125Vac
- 1/2hp, (3 posn) 250 Vac
- 1/2hp, 125Vac 1/4hp
- UL 85°C, file E45221, CSA file LR10990

For versions with High Inrush or for 50,000 operations,
3mm contact gap except where marked μ .

| Terminal | Function | Rocker | Body | Finish | Body Colour | Rocker Colour |
|---|---|---|--|---|---|---|
| <p>C</p> <p>6.3 x 0.8</p> | <p>Approvals & ratings vary with function ON OFF Switches - ON when pressed over terminal 1 or 4</p> | <p>A</p> <p>Softline (Matt only)</p> | <p>Panel Cut - outs Bezel</p> <p>A</p> <p>27.2 27.3 22.3/22.4</p> <p>Gloss or Matt</p> <p>B</p> <p>30.0 30.1 22.1/22.2</p> <p>Matt only</p> <p>L</p> <p>30.0 30.1 22.1/22.2</p> <p>Matt only</p> <p>Q</p> <p>28.2 28.3 22.3/22.4</p> <p>Gloss or matt</p> <p>R</p> <p>28.4 28.5 25.3/25.4</p> <p>Matt only</p> <p>T</p> <p>28.2 28.3 22.3/22.4</p> <p>Matt only</p> | <p>M</p> <p>Matt</p> <p>G</p> <p>Gloss</p> <p>Applies to both Rocker & Body</p> | <p>B</p> <p>Black</p> <p>W</p> <p>White</p> | <p>Un-Lit</p> <p>B</p> <p>Black</p> <p>R</p> <p>Red</p> <p>W</p> <p>White</p> <p>Lit</p> <p>A</p> <p>Amber</p> <p>C</p> <p>Clear</p> <p>G</p> <p>Green</p> <p>R</p> <p>Red</p> |
| <p>H</p> <p>4.8 x 0.8</p> | <p>1500</p> <p>ON - OFF</p> <p>1510 μ</p> | <p>B</p> <p>Softline (Matt only)</p> <p>W</p> <p>Softline (Matt only)</p> | <p>B</p> <p>30.0 30.1 22.1/22.2</p> <p>Matt only</p> <p>L</p> <p>30.0 30.1 22.1/22.2</p> <p>Matt only</p> | <p>G</p> <p>Gloss</p> <p>Applies to both Rocker & Body</p> | <p>W</p> <p>White</p> | <p>R</p> <p>Red</p> <p>W</p> <p>White</p> |
| <p>T</p> <p>02.1 Solder</p> <p>7.0</p> | <p>1520 μ</p> <p>ON - ON</p> <p>1520 μ</p> <p>ON - OFF - ON</p> | <p>W</p> <p>Softline (Matt only)</p> <p>X</p> <p>Softline (Matt only)</p> | <p>L</p> <p>30.0 30.1 22.1/22.2</p> <p>Matt only</p> <p>Q</p> <p>28.2 28.3 22.3/22.4</p> <p>Gloss or matt</p> <p>R</p> <p>28.4 28.5 25.3/25.4</p> <p>Matt only</p> <p>T</p> <p>28.2 28.3 22.3/22.4</p> <p>Matt only</p> | <p>G</p> <p>Gloss</p> <p>Applies to both Rocker & Body</p> | <p>W</p> <p>White</p> <p>Lit</p> <p>A</p> <p>Amber</p> <p>C</p> <p>Clear</p> <p>G</p> <p>Green</p> <p>R</p> <p>Red</p> | |
| <p>K</p> <p>2.0 9.1 1.2</p> | <p>0430</p> <p>Indicator</p> | <p>A</p> <p>Softline (Matt only)</p> | <p>Q</p> <p>28.2 28.3 22.3/22.4</p> <p>Gloss or matt</p> <p>R</p> <p>28.4 28.5 25.3/25.4</p> <p>Matt only</p> <p>T</p> <p>28.2 28.3 22.3/22.4</p> <p>Matt only</p> | <p>G</p> <p>Gloss</p> <p>Applies to both Rocker & Body</p> | <p>A</p> <p>Amber</p> <p>C</p> <p>Clear</p> <p>G</p> <p>Green</p> <p>R</p> <p>Red</p> | |
| <p>X</p> <p>4.0 9.1</p> | | <p>A</p> <p>Softline (Matt only)</p> | <p>Q</p> <p>28.2 28.3 22.3/22.4</p> <p>Gloss or matt</p> <p>R</p> <p>28.4 28.5 25.3/25.4</p> <p>Matt only</p> <p>T</p> <p>28.2 28.3 22.3/22.4</p> <p>Matt only</p> | <p>G</p> <p>Gloss</p> <p>Applies to both Rocker & Body</p> | <p>A</p> <p>Amber</p> <p>C</p> <p>Clear</p> <p>G</p> <p>Green</p> <p>R</p> <p>Red</p> | |

Dimensions

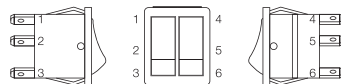
Panel thickness
A,Q 0.75 to 3.3mm
L,B,T 0.75 to 2.5mm
R 0.75 to 3.0mm



Call sales for terminal spacing details

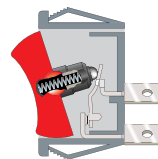
Twin units

Two single switches or a switch and an indicator light can be assembled side by side in one double Contact body.



For twin units the first set of order format details refer to the left hand unit, when looking at the front of the assembly.
 (This has terminal numbers 1, 2 & 3)

Splash Resistant



Feather edge seals and a close fitting collar protect current carrying parts from moisture.

B option has Hytrel collar/seals for enhanced protection.

| Insert Colour | Lamp Voltage | Legend | Legend Colour | Options |
|-------------------|----------------------------------|-------------|-------------------|--|
| Blank | Blank | Blank | Blank | <p>Finish Matt is standard.</p> <p>Colour Call factory for custom colours. A full range is available for large orders.</p> <p>Legend printing Select from the examples or call factory for custom legends.</p> <p>Lamp voltage Call factory for details.</p> |
| R Red | 2 125V Neon | 602A | B Black | |
| W White | 3 250V Neon | | W White | |
| | 5 12Vdc LED (P Rocker) | | | |
| | 6 24Vdc LED (P Rocker) | | | |
| | 7 12V Filament | | | |
| | 8 24Vdc Filament | | | |

Examples



☐ C1500A/C1500AL



☐ C1500A/C0430AL



☐ C1500X/C1500XL



☐ C1520A/C1510AL



☐ C1500A/C1520AL



☐ C0430A/C0430AL

1550 Standard and 1350 High Inrush

150A to EN61058-1 and 16A 250Vac



Key Features

- Standard rocker switch
- 1350/53 high inrush
- Choice of switching circuits including 3 position
- Push-on, solder and PCB terminals
- Choice of bezel styles
- Choice of panel cut outs
- Matching indicator
- Double Contact
- Splash resistant option
- Panel cut out 'A' style: 27.2 x 22.3mm

Approvals and specifications

1550 Series 16(4)A 250Vac T125

UL CSA 16A 250Vac, (2 posn) 250Vac 1hp, 125Vac 1/2hp, 1350 72 Vdc 7A (3 posn) 250 Vac 1/2hp, 125Vac 1/4hp. UL 85°C, file E45221, CSA file LR10990.

In house test:

10A 24Vdc—Indicative rating only. NB Types fitted with Neon will not illuminate for low DC voltage applications.

1350 series 16(4)A 250Vac T85 1E4 (10,000 Ops.)
1330 series 16(6)A 250Vac T125 5E4 (50,000 Ops.)
150A Inrush to EN61058-1.

| Terminal | Function | Rocker | Body |
|---|--|---|---|
| C 6.3 x 0.8 | Standard 1550 ON - OFF X terminal N/A | A Softline Matt B Splash resistant Softline | Panel cut-out Bezel Cut-outs must be punched in the direction of insertion A 27.2 27.3 22.3/22.4 30.2 25.0 Gloss or Matt |
| | 1551 HP rating N/A ON - OFF (momentary ON) | | |
| H 4.8 x 0.8* | 1552 HP rating N/A ON - OFF (momentary OFF) | V Curved Matt or Gloss Gloss only Lit (not momentary) | B 30.0 30.1 22.1/22.2 R3.5 33.4 25.0 Matt only |
| | 1553 Not W, X or B rocker ON - OFF Lit | | |
| K 2.8 x 0.8* | 1560 μ ON - ON | W Splash resistant Curved | L 30.0 30.1 22.1/22.2 R1.0 32.0 25.0 Matt only |
| | 1561 μ HP rating N/A ON - ON (Momentary 1 Side) | | |
| T Ø2.1 Solder | 1570 μ 125V & 250V 1/2 HP H terminal rated T100 only H terminal rated T100 only ON - OFF - ON | P Lit window Matt Lit (not momentary) | Q 28.2 28.3 22.3/22.4 R1.6 30.2 25.0 Gloss or matt |
| | 1571 μ HP rating N/A H terminal rated T100 only ON - OFF - ON (momentary 1 side) | | |
| U Ø2.1 Right angle "T" solder terminal | 1571 μ HP rating N/A H terminal rated T100 only ON - OFF - ON (momentary 1 side) | X Two colour Matt (ON OFF only - not momentary) | R Round 28.4 28.5 25.3/25.4 33.2 28.9 Matt only |
| | 1572 μ HP rating N/A H terminal rated T100 only ON - OFF - ON (momentary 2 sides) | | |
| X Ø2.1 PCB 0.8Sq* | 1572 μ HP rating N/A H terminal rated T100 only ON - OFF - ON (momentary 2 sides) | F Flat Lens Gloss (0480) A Softline lens Matt (0480 only) as F but with raised profile | T 28.2 28.3 22.3/22.4 R1.6 30.2 25.0 Matt only |

Approvals and specifications (continued)

UL CSA 20A 250Vac 1hp, 125Vac 1/2hp.
 UL 72Vdc 7A, 36Vdc 14A.
 UL 85°C, file E45221, CSA file LR10990.

In house test:

20A 24Vdc—Indicative rating only

3mm contact gap except if marked μ .

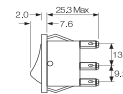
Splash Resistance



1300 High inrush, positive break switching

The 1300 series mechanism ensures contact welds formed at switch-on are positively separated by the plunger tube acting directly on the step in the moving contact.

Dimensions



Panel thickness

A,Q 0.75 to 3.3mm
 L,B,T 0.75 to 2.5mm
 R 0.75 to 3.0mm

* For cut-out details on momentary switches call sales

| Finish | Body Colour | Rocker Colour | Insert Colour | Lamp Voltage | Legend | Legend Colour | Options |
|-------------------------------|-------------------|-------------------|-------------------|----------------------------------|-------------|-------------------|--|
| M Matt | B Black | Un-Lit | Blank | Blank | Blank | Blank | <p>Finish Matt is standard.</p> <p>Colour Call sales for custom colours. A full range is available for large orders.</p> <p>Legend printing Select from the examples or call sales for custom legends.</p> <p>Lamp voltage Call sales for details.</p> <p>Blanking plates A0494 Dummy units to fill unused panel holes.</p> <p>Protective cover Snaps on to A, L, Q or T bodies (add G after body in cat no). This reduces panel thickness by 1mm.</p> |
| | | B Black | | 2 125V Neon | | | |
| G Gloss | W White | R Red | R Red | 3 250V Neon | 602A | B Black | |
| | | W White | W White | 5 12Vdc LED (P Rocker) | | | |
| Applies to both Rocker & Body | | Lit | | 6 24Vdc LED (P Rocker) | | W White | |
| | | A Amber | | 7 12V Filament | | | |
| | | G Green | | 8 24Vdc Filament | | | |
| | | C Clear | | | | | |
| | | R Red | | | | | |

Examples



☐ C1350AL ---



☐ C1550XL ---



☐ C1553PL ---



☐ C1553RA ---
Shown with M614
bezel cover



Optional snap-in
M441 barrier




C1553AA with M616
guard Cut-out
22.0/22.1 x 29.4/29.5
Guard accepts "A"
body only



☐ C0480RA ---
Shown with
M614 bezel
cover



☐ C0480AL ---



Panel sealing washer W42 is available for the above body sizes. This reduces panel thickness by a further 1.00mm. Covers are not suitable for momentary types.

For all options call sales.

1550 Standard & 1350 High Inrush Switches

150A to EN61058-1 and 16A 250Vac/250Vdc



Key Features

- Standard rocker switch
- 1350/53 high inrush
- Choice of switching circuits including 3 position
- Push-on, solder and PCB terminals
- Choice of bezel styles
- Choice of panel cut outs
- Matching indicator
- Double Contact
- Option with guard & cover
- DC LED Illumination Available for "P" Rocker
- Bezel size 'G' style 32.0 x 25.0

Approvals and specifications

UL 1550 Series 16(4)A 250Vac T125

UL CSA 16A 250Vac, (2 posn) 250Vac 1hp, 125Vac 1/2hp, (3 posn) 250 Vac 1/2hp, 125Vac 1/4hp. UL 85°C, file E45221, CSA file LR10990.

In house test:

10A 24Vdc— Indicative rating only

1350 Series

UL CSA 20A 250Vac 1hp, 125Vac 1/2hp. UL 72Vdc 7A, 36Vdc 14A, UL 85°C, file E45221, CSA file LR10990.

| Terminal | Function | Rocker | Body | Finish | Body Colour | Rocker Colour | |
|--------------|---|---------------------------------------|---|---|-------------------------------|-------------------|-----------------------------|
| C | Standard 1550 1551 HP rating N/A | ON - OFF | A Softline Matt | Panel cut-out Cut-outs must be punched in the direction of insertion B | M Matt | B Black | Un-Lit B Black |
| H | 1552 HP rating N/A | ON - OFF (momentary OFF) | | L | G Gloss | W White | R Red |
| K | 1553 Not W, X or B rocker | ON - OFF Lit | V Curved Matt or Gloss Gloss only Lit (not momentary) | | Applies to both Rocker & Body | W White | W White |
| T | 1560 μ 1561 μ HP rating N/A | ON - ON | | | | A Amber | A Amber |
| U | 1562 μ In house tests only | ON - ON (Momentary 1 Side) | | | | G Green | G Green |
| X | 1570 μ 125V & 250V 1/2 HP H terminal rated T100 only H terminal rated T100 only | ON - ON (Momentary 2 Sides) | P Lit window Matt Lit (not momentary) | | | C Clear | C Clear |
| X | 1571 μ HP rating N/A H terminal rated T100 only | ON - OFF - ON | | | | R Red | R Red |
| X | 1572 μ HP rating N/A H terminal rated T100 only | ON - OFF - ON (momentary 2 sides) | | | | | |
| X | High Inrush 1350 Not W, X or B rocker | ON - OFF | | | | | |
| X | 1353 Not W, X or B rocker | ON - OFF Lit | | | | | |

Splash Resistance

In house test:

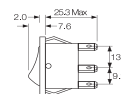
20A 24Vdc— Indicative rating only

3mm contact gap except if marked μ .



1350 High inrush, positive break switching
 The 1350 series mechanism ensures contact welds formed at switch-on are positively separated by the plunger tube acting directly on the step in the moving contact.

Dimensions



Panel thickness
 G, H 0.75 to 2.5mm

Terminal spacing - Contacts 10.2 between centres

* For cut-out details on momentary switches call sales

| Insert Colour | Lamp Voltage | Legend | Legend Colour | Options |
|-------------------|----------------------------------|-------------|-------------------|---|
| Blank | Blank | Blank | Blank | <p>Finish Matt is standard.</p> <p>Colour Call sales for custom colours. A full range is available for large orders.</p> <p>Legend printing Select from the examples or call sales for custom legends.</p> <p>Lamp voltage Call sales for details.</p> |
| R Red | 2 125V Neon | 602A | B Black | |
| W White | 3 250V Neon | | W White | |
| | 5 12Vdc LED (P Rocker) | | | |
| | 6 24Vdc LED (P Rocker) | | | |
| | 7 12V Filament | | | |
| | 8 24Vdc Filament | | | |

Examples



C1553AH - - -



C1550AH - - -

R13 Round Rocker Switches

10A 250Vac



Key Features

- Miniature round rocker switch
- Ratings up to 10A, 250Vac
- Single & double Contact
- Illuminated & nonilluminated, neon and LED
- Choice of actuators
- Matching indicator
- Panel cut out: 20.2 dia.

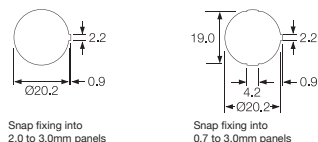
Approvals and specifications

- ⚡ SP 10(4)A 250Vac T85 1E4
- ⚡ DP 10(4)A 250Vac T85 1E4
- UL CSA SP 16A 125Vac & 10A 250Vac
UL CSA DP 16A 125Vac, 10A 250Vac, 10A 28Vdc
UL 85°C, file E67774(S), CSA file LR45128

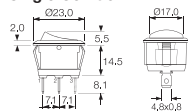
RoHS compliant
Single Contact has μ contact gap.

Special products
Are made to order and can be supplied with a range of body and rocker / lens colours, print & lamp voltage.

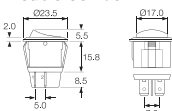
Dimensions



Single Contact



Double Contact



Protective cover L188



Examples




R13 / 112 / A / B / B / 3 / 2 / 602A / W / L188

Series Type Function Body Colour Rocker Colour Insert Colour Lamp Voltage Legend Legend Colour Legend Colour

Product details



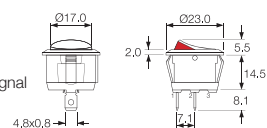

 SP ON - OFF μ
Cat no.
R13 112A AAA




 SP ON - OFF μ
 Lit 230V
Cat no.
R13 112B NAC





 SP ON - OFF μ
 Bright colour ON signal
Cat no.
R13 112A2 - -



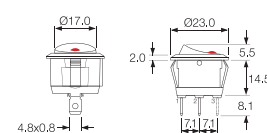

 SP ON - OFF μ
Cat no.
R13 112A AAB





 SP ON - ON μ
Cat no.
R13 112C AAA





 SP ON - OFF μ
 Lit Window
Cat no.
R13 112B2 - -




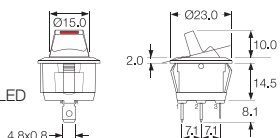

 SP ON - OFF μ
 Lit 230V
Cat no.
R13 112B NAA




 SP ON - OFF - ON μ
Cat no.
R13 112D AAA




 12
 SP ON - OFF μ
 Paddle tip has red LED
Cat no.
R13 112LP - -





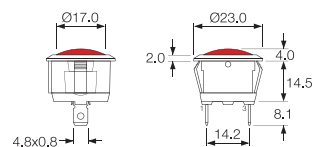

 SP ON - OFF μ
 Lit 230V
Cat no.
R13 112B NAB



SP ON - OFF μ
 (Momentary ON)
Cat no.
R13 208F AAA*




 Indicator light
Cat no.
R9 92B - - -






 DP ON - OFF
Cat no.
R13 244A AAA









DP ON - OFF
 Lit 230V
Cat no.
R13 244B NAA

Looking for pricing, stock, or lifecycle information?

Click below to explore more details on WIN SOURCE:

-  [View C6090PLBG2 on WIN SOURCE](#)
-  [Bulgin Information](#)

Optimize Your Supply Chain with WIN SOURCE Solutions

-  Global Sourcing Solution
-  Obsolete Management
-  Cost Control Management
-  Shortage Management
-  Alternative Solution
-  Excess Inventory Management